

ISSN: 0974-3678 (Print)
ISSN: 0974-368X (Online)

Research Journal of Pharmacy and Technology

RJPT

An International Peer-reviewed
Journal of Pharmaceutical Sciences

Indexed / Abstracted in


ISA: Indian Science Abstracts

CAS: Chemical Abstracts Service (CAS)

CAB: Abstract

Google Scholar

Scopus

 RJPT



[\(Home.aspx\)](#)

Research Journal of Pharmacy and Technology

[\(Home.aspx\)](#)

ISSN

0974-360X (Online)

0974-3618 (Print)

[HOME ▾ \(HOME.ASPX\)](#)

[PAST ISSUES \(PASTISSUES.ASPX\)](#)

EDITOR IN CHIEF [Submit Article \(SubmitArticle.aspx\)](#) [FOR AUTHORS](#) [EDITORIAL BOARD \(EDITORIALBOARD.ASPX\)](#) [MORE ▾](#)

[NEWS \(NEWS.ASPX\)](#)

search



DR. MRS. MONIKA S. DAHARWAL ()

EDITOR IN CHIEF

A & V PUBLICATIONS, RJPT HOUSE, LOKMANYA GRIHNIRMAN SOCIETY, ROHANIPURAM, IN-FRONT OF SECTOR- 1, PT. DEENDAYAL UPADHYAY NAGAR, RAIPUR 492 010. (CG) INDIA

ASSOCIATE EDITOR



MARWAN MAHMOOD SALEH ()

ASSOCIATE EDITOR

ANBAR-RAMADI- HABBANIYA- 4-4-17



DHANANJAY BABANRAO DESHMUKH ()

ASSOCIATE EDITOR

ASHVIN COLLEGE OF PHARMACY MANCHI HILL ASHVI BK SANGAMNER AHMEDNAGAR



RIM M. HARFOUCH ()

0624 ALBAATH STREET, LATAKIA, SYRIA




ARUN A ()

3/31 PERIYAR STREET, RAMAPURAM CHENNAI 600089



ABDUL SALEEM MOHAMMAD ()

DEPARTMENT OF PHARMACEUTICAL ANALYSIS AND QUALITY ASSURANCE, NIZAM INSTITUTE OF PHARMACY, DESHMUKHI (V), POCHAMPALLY (M), BEHIND MOUNT OPERA, NALGONDA (DIST)-508284, TELANGANA, INDIA.



Research Journal of Pharmacy and Technology (RJPT) is an international, peer-reviewed, multidisciplinary journal....

[Read more >>> \(AboutJournal.aspx\)](#)

RNI: CHHENG00387/33/1/2008-TC

DOI: 10.5958/0974-360X

0.38

56th percentile

2018
CiteScore

Powered by **Scopus**

(https://www.scopus.com/sourceid/21100197160?dgid=sc_widget_citescore)

Research Journal of Pharmacy and Technology

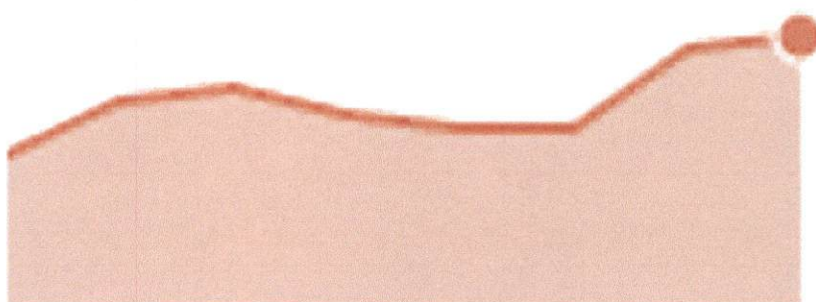
Q3

Pharmacology
(medical)

best quartile

SJR 2019

0.2



powered by scimagojr.com

(<https://www.scimagojr.com/journalsearch.php?q=21100197160&tip=sid&exact=no>)

QUICK LINKS



[SUBMIT ARTICLE \(SUBMITARTICLE.ASPX\)](#)



[AUTHOR'S GUIDELINES \(DOWNLOADS/INSTRUCTIONS_TO_AUTHOR.PDF\)](#)



[PAPER TEMPLATE \(DOWNLOADS/PAPER_TEMPLAT.DOC\)](#)



[COPYRIGHT FORM \(DOWNLOADS/COPYRIGHT TRANSFER FORM.DOCX\)](#)



[CERT. OF CONFLICT OF INTREST \(DOWNLOADS/CERTIFICATE OF CONFLICT OF INTREST.PDF\)](#)



[PROCESSING CHARGES \(CHARGESDETAILS.ASPX\)](#)



(Home.aspx)

Research Journal of Pharmacy and Technology

(Home.aspx)

ISSN

0974-360X (Online)

0974-3618 (Print)

HOME ▾ (HOME.ASPX)

PAST ISSUES (PASTISSUES.ASPX)

EDITORIAL BOARD (EDITORIALBOARD.ASPX) [Submit Article \(SubmitArticle.aspx\)](#) [FOR AUTHORS](#) MORE ▾

ARTICLES IN VOLUME - 13, ISSUE - 1

NEWS (NEWS.ASPX)

search



Online Since: Monday, Jan 27, 2020 [Views: 37333]

Statistical and Continuous Manufacturing approach by Design of Experiment (DoE) for a Robust Synthetic Process of a Sorafenib Analogue (AbstractView.aspx?PID=2020-13-1-1)

Author(s): Shikha Saxena, Sandhya Bawa, Deepshikha Pande Katare

DOI: 10.5958/0974-360X.2020.00001.3 (<https://www.doi.org/10.5958/0974-360X.2020.00001.3>)

Views: 0 (pdf), 493 (html)

Access: Closed Access

Cite: Shikha Saxena, Sandhya Bawa, Deepshikha Pande Katare. Statistical and Continuous Manufacturing approach by Design of Experiment (DoE) for a Robust Synthetic Process of a Sorafenib Analogue. *Research J. Pharm. and Tech.* 2020; 13(1):01-08. doi: 10.5958/0974-360X.2020.00001.3 (<https://www.doi.org/10.5958/0974-360X.2020.00001.3>)

Read More »

(AbstractView.aspx?

PID=2020-13-

1-1)

The activities of Methanol extract, Hexane and Ethyl Acetate Fractions from *Ficus fistulosa* in HIV inhibition In Vitro (AbstractView.aspx?PID=2020-13-1-38)

Author(s): Dwi Wahyu Indriati, Lydia Tumewu, Aty Widyawaruyanti, Siti Qamariyah Khairunisa

DOI: 10.5958/0974-360X.2020.00038.4 (<https://www.doi.org/10.5958/0974-360X.2020.00038.4>)

Views: 0 (pdf), 301 (html)

Access:  Closed Access

Cite: Dwi Wahyu Indriati, Lydia Tumewu, Aty Widyawaruyanti, Siti Qamariyah Khairunisa. The activities of Methanol extract, Hexane and Ethyl Acetate Fractions from *Ficus fistulosa* in HIV inhibition In Vitro. *Research J. Pharm. and Tech.* 2020; 13(1): 187-190. doi: 10.5958/0974-360X.2020.00038.4 (<https://www.doi.org/10.5958/0974-360X.2020.00038.4>)

Read More »

(AbstractView.aspx?

PID=2020-13-

1-38)

Screening of Antistress activity of *Ficus benghalensis* Fruit extract (AbstractView.aspx?PID=2020-13-1-39)

Author(s): Md. Abdul Qayyum F Jahagirdar, Shivakumar Hugar, Patil VP, Anant Khot, Nanjappaiah HM

DOI: 10.5958/0974-360X.2020.00039.6 (<https://www.doi.org/10.5958/0974-360X.2020.00039.6>)

Views: 0 (pdf), 426 (html)

Access:  Closed Access

Cite: Md. Abdul Qayyum F Jahagirdar, Shivakumar Hugar, Patil VP, Anant Khot, Nanjappaiah HM. Screening of Antistress activity of *Ficus benghalensis* Fruit extract. *Research J. Pharm. and Tech.* 2020; 13(1): 191-196. doi: 10.5958/0974-360X.2020.00039.6 (<https://www.doi.org/10.5958/0974-360X.2020.00039.6>)

Read More »

(AbstractView.aspx?

PID=2020-13-

1-39)

Murraya koenigii (AbstractView.aspx?PID=2020-13-12-15) Mimosa pudica (AbstractView.aspx?PID=2020-13-12-15)
Peptic ulcer (AbstractView.aspx?PID=2020-13-12-15) standardization (AbstractView.aspx?PID=2020-13-12-15)
physicochemical (AbstractView.aspx?PID=2020-13-12-15) Phytochemical. (AbstractView.aspx?PID=2020-13-12-15)
diphenhydramine (AbstractView.aspx?PID=2020-13-12-16) diphenhydramine (AbstractView.aspx?PID=2020-13-12-16)
spectrophotometry (AbstractView.aspx?PID=2020-13-12-16) diphenhydramine (AbstractView.aspx?PID=2020-13-12-16)
Non-narcotic analgesics (AbstractView.aspx?PID=2020-13-12-16)
combined analgesic tablets (AbstractView.aspx?PID=2020-13-12-16)
Spectrophotometric analysis (AbstractView.aspx?PID=2020-13-12-16)
an active pharmaceutical ingredient (API). (AbstractView.aspx?PID=2020-13-12-16)

ABOUT JOURNAL

Research Journal of Pharmacy and Technology (RJPT) is an international, peer-reviewed, multidisciplinary journal, devoted to pharmaceutical sciences. The aim of RJPT is to increase the impact of pharmaceutical research both in academia and industry, with strong emphasis on quality and originality. RJPT publishes Original Research Articles, Short Communications, Review Articles in all areas of pharmaceutical sciences from the discovery of a drug up to clinical evaluation. Topics covered are: Pharmaceutics and Pharmacokinetics; Pharmaceutical chemistry including medicinal and analytical chemistry; Pharmacognosy including herbal products standardization and Phytochemistry; Pharmacology: Allied sciences including drug regulatory affairs, Pharmaceutical Marketing, Pharmaceutical Microbiology, Pharmaceutical biochemistry, Pharmaceutical Education and Hospital Pharmacy.

Read More >>> (AboutJournal.aspx)

VISITORS



Today: 5507

Yesterday: 13620

Total: 4975511

[HOME \(HOME.ASPX\)](#) | [ABOUT JOURNAL \(ABOUTJOURNAL.ASPX\)](#) |

[EDITORIAL BOARD \(EDITORIALBOARD.ASPX\)](#) | [SITEMAP \(SITEMAP.XML\)](#)



(<https://tlabssolutions.com/>)

Designed and Developed by:

T-Labs Solutions (<https://tlabssolutions.com/>)



Indexed Review Journal

Seminars offers an informed perspective on today's pivotal issues

[thieme.com](#)

[OPEN](#)

Research Journal of Pharmacy and Technology

Country [India](#) -  SCIMAGO INSTITUTIONS RANKINGS

14

Subject Area and Category [Medicine](#)
[Pharmacology \(medical\)](#)

[Pharmacology, Toxicology and Pharmaceutics](#)
[Pharmacology, Toxicology and Pharmaceutics \(miscellaneous\)](#)

H Index

Publisher [A and V Publication](#)

Publication type [Journals](#)

ISSN [09743618, 0974360X](#)

Coverage [1997, 2005, 2011-2020](#)

Scope Research Journal of Pharmacy and Technology (RJPT) is an international, peer-reviewed, multidisciplinary journal, devoted to pharmaceutical sciences. The aim of RJPT is to increase the impact of pharmaceutical research both in academia and industry, with strong emphasis on quality and originality. RJPT publishes Original Research Articles, Short Communications, Review Articles in all areas of pharmaceutical sciences from the discovery of a drug up to clinical evaluation. Topics covered are: Pharmaceutics and Pharmacokinetics; Pharmaceutical chemistry including medicinal and analytical chemistry; Pharmacognosy including herbal products standardization and Phytochemistry; Pharmacology: Allied sciences including drug regulatory affairs, Pharmaceutical Marketing, Pharmaceutical Microbiology, Pharmaceutical biochemistry, Pharmaceutical Education and Hospital Pharmacy.

[? Homepage](#)

[How to publish in this journal](#)

[Contact](#)

[🗨️ Join the conversation about this journal](#)

Thieme Medical Publishers

Semin Thromb Hemost is covered in main abstracting and indexing services worldwide

[thieme.com](#)

[OPEN](#)

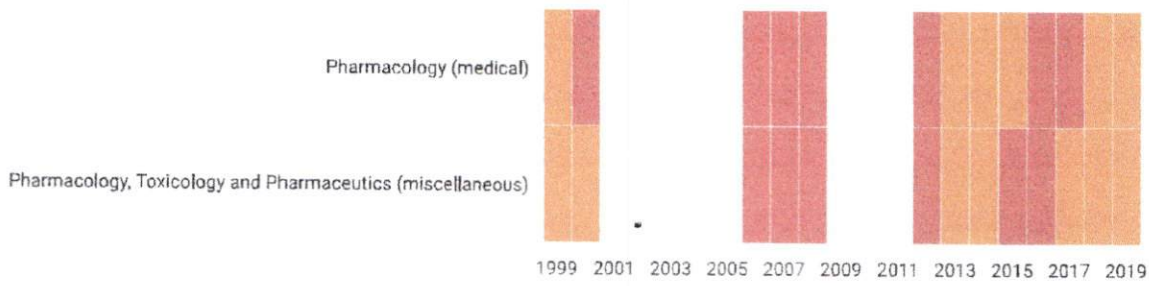
Indexed Research Journal

This journal is Open Access

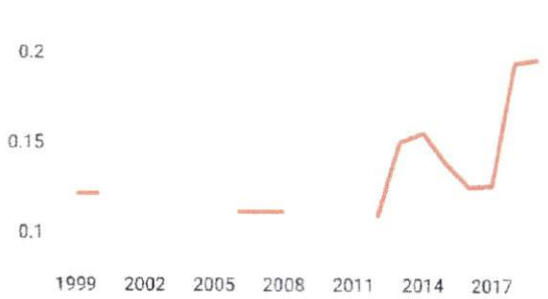
thieme.com

Open Access

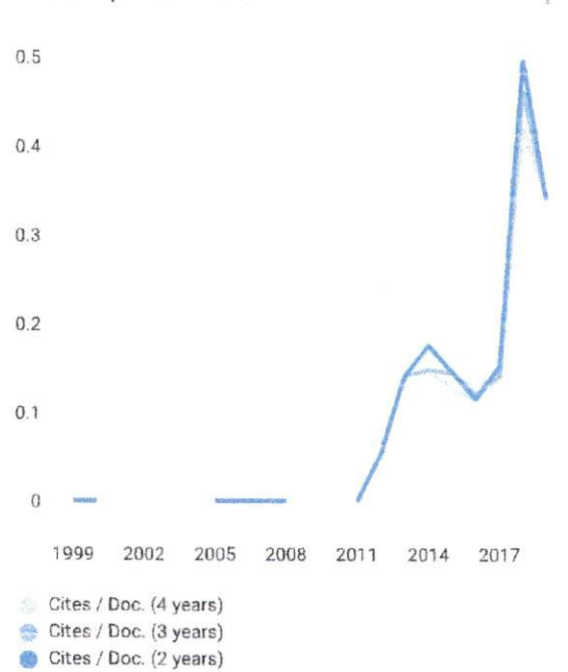
Quartiles



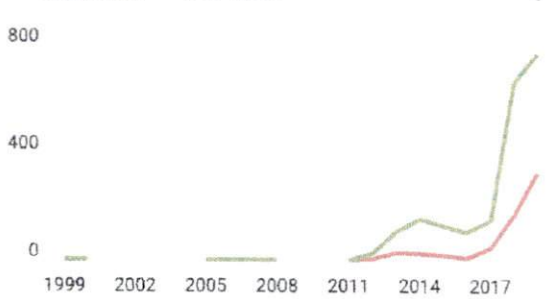
SJR



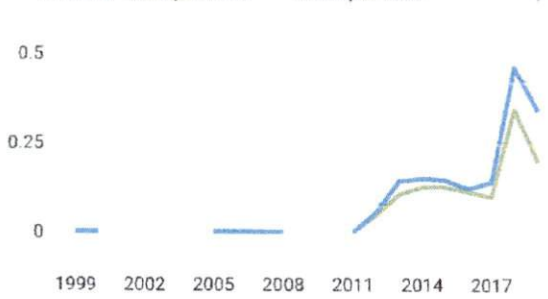
Citations per document



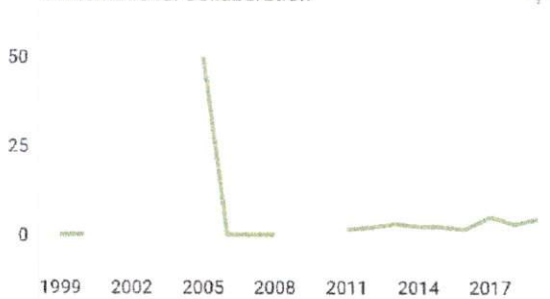
Total Cites Self-Cites



External Cites per Doc



% International Collaboration



Citable documents

Non-citable documents

Cited documents

Uncited documents

+

+

Research Journal of
Pharmacy and Technology



← Show this widget in
your own website

Just copy the code below
and paste within your html
code:

```
<a href="https://www.scimaç
```

Indexed Research Journal

This journal is Open Access

thieme.com

OPEN

Metrics based on Scopus® data as of April 2020



Oussama Chauiyakh 1 week ago

Hi,
is this journal scopus indexed in 2021?

reply



Melanie Ortiz 1 week ago

Dear Oussama,
Thank you very much for your comment.
All the metadata have been provided by Scopus /Elsevier in their last update sent to
SCImago, including the Coverage's period data. The SJR for 2019 was released on 11
June 2020. We suggest you consult the Scopus database directly to see the current index
status as SJR is a static image of Scopus, which is changing every day.
Best Regards, SCImago Team

SCImago Team



DIBYA DAS 5 months ago

What is the present Impact Factor of this Journal: Research Journal of Pharmacy and Technology.

RESEARCH ARTICLE

The activities of Methanol extract, Hexane and Ethyl Acetate Fractions from *Ficus fistulosa* in HIV inhibition *In Vitro*

Dwi Wahyu Indriati^{1,2*}, Lydia Tumewu³, Aty Widyawaruyanti³, Siti Qamariyah Khairunisa²

¹Department of Health, Faculty of Vocational Studies, Universitas Airlangga, Dharmawangsa Dalam Selatan – 60286, Surabaya, Indonesia

²HIV Study Group, Institute of Tropical Disease, Universitas Airlangga, Mulyorejo- 60115, Surabaya, Indonesia

³Natural Product Medicine Research Development Group, Institute of Tropical Disease, Universitas Airlangga, Mulyorejo- 60115, Surabaya, Indonesia

⁴Faculty of Pharmacy, Universitas Airlangga, Dharmawangsa -60286 Surabaya, Indonesia

*Corresponding Author E-mail: dwiwahyu.indriati@vokasi.unair.ac.id

ABSTRACT:

Background: Human Immunodeficiency Virus infection can lower the immune system in HIV patient and makes it more vulnerable to opportunistic infection. **Objectives,** this study aims to provide alternative therapy since recent trends showed that there is a drug resistance therapy from existing antiretroviral treatment. **Material and Methods:** *Ficus fistulosa* extract were collected using methanol as a solvent. Further fractionation was done with n-hexane and other using ethyl acetate resulting in 4 fractions (F1, F2, F3, ethyl acetate). The persistently infected cells and herbal extract (7.8-1000 ppm) were co-cultured to observe the extract's potential in inhibiting HIV replication. Toxicity assay was also performed in this study. **Results:** n-hexane fraction were showing an active inhibition to HIV replication and not toxic for healthy cells ($IC_{50}=27.2$ ug/ml; $CC_{50}= 377.9$ ug/ml and $SI =13.89$). While other fraction showing potentially active compound were ethyl acetate fraction and F1 (ethyl acetate; $IC_{50}=22$ ug/ml; $CC_{50}= 214.47$ ug/ml and $SI =9.75$; F1; $IC_{50}=17.32$ ug/ml; $CC_{50}= 86.8$ ug/ml and $SI =5$). The Thin Layer Chromatography result showed that n-hexane contained chlorophyll (dominant), terpenoid and flavonoid. **Conclusion:** The n-hexane fraction was proved to be active and potential as anti-HIV. But further fractionation to separate real active compound for inhibiting HIV replication are required, to provide potential herbal therapy for anti- HIV.

KEYWORDS: *Ficus fistulosa*, HIV, in vitro, herbal extract.

1. INTRODUCTION:

Since antiretroviral therapy has emerged as main tools against Human Immunodeficiency Virus (HIV), the prevalence and incidence of HIV were significantly reduced except for several countries in Europe and Central Asia¹. HIV infection can lead to severe opportunistic infection since the immune system was significantly disrupted. Thus, immediate therapy for a newly diagnosed patient was recommended. In recent years, antiretroviral therapy has found its limitation though it professes stable viral suppression it has undesirable side effects namely drug resistance mutation.

Our previous studies also showed the emergence of a drug resistance mutation in HIV patient which have started therapy for two years after first diagnosis^{2,3}. Drug resistance mutation also can occur due to transmitted drug resistance mutation strain in newly diagnosed HIV^{4,5}.

Recent studies have now taken an effort to find an alternative therapy which has less side effects. Nature product was considered suitable for this purpose. Nature can provide resources such as medicinal plants that have an anti-HIV property with a low level of toxicity. Indigenous knowledge of medicinal plants, screening based on ethnopharmacological data also an effort to isolate the active compound from plants and other natural product can enrich a drug discovery journey for anti-HIV⁶⁻⁸.

Several compounds from herbal extract have been reported to have an anti-HIV effect such as alkaloids, lignans. Those compounds attack the replicative cycle of HIV. Replicative cycle of HIV consists of ten different steps which can be a potential target for chemotherapeutical. Those ten steps are adsorption, fusion, uncoating, reverse transcription, integration, DNA replication, transcription, translation, maturation and budding (assembly and release)⁹. The mostly plant-based compound can be assigned as anti-HIV in one among those ten steps of the replicative cycle.

Indonesia has widely known to have varieties of natural resources. One example of those plants that garnered attention to have anti-HIV is coming from the Moraceae family. The previous study stated that Moraceae family contain three first compound (from flavonoid) that showed anti-HIV, mulberrin, morusin and sanggenol N¹⁰. Other *Ficus* species such as *Ficus glomerate* extracted from wood (ethanol extraction) also showed a potent anti-HIV with IC₅₀ 7.8µg/ml¹¹. Thus, this study wants to evaluate the potential of other *Ficus* namely *Ficus fistulosa* which found in the tropical area including Indonesia as anti-HIV.

2. MATERIAL AND METHODS:

2.1 Plant material:

Ficus fistulosa leaves were collected from Salak Mountain (900 masl), West Java, Indonesia. Authentication, identification and determination of plant were carried out by Purwodadi Botanical Garden-Indonesia Institute of Science, East Java. All samples were deposited in Natural Product Medicine Research and Development Laboratorium, Institute of Tropical Disease, Universitas Airlangga, Surabaya.

2.2 Extraction and fractionation:

Ficus fistulosa leaves were dried at room temperature and ground (0.5 kg) were extracted using methanol as solvent (totally 4 Liters) by ultrasonic assisted extraction (UaE) for two minutes to three times replications. The methanol extract obtained was concentrated using rotary evaporator until the volume remains 0.8 ml. The extract was fractionated by liquid-liquid fractionation using n-hexane to be obtained n-hexane fraction (3g; % yield = 6% w/w). The residue was further fractionated by the same method using ethyl acetate to obtain ethyl acetate fraction (6.06 g; % yield = 12% w/w). Further separation of n-hexane fraction by vacuum liquid chromatography (VLC) using silica gel as a stationary phase and n-hexane: ethyl acetate (9:1; 8:2; 7:3 and 1:1 v/v) as a mobile phase. Fractions with similar thin layer chromatography (TLC) profiles were combined so as 3 fractions was obtained (F1 (607.5 mg; % yield = 20.25% w/w); F2 (1.4 g; % yield = 46.67% w/w); and F3 (837 mg; % yield = 27.9 % w/w). N-Hexane fraction, F1, F2,

F3 and Ethyl acetate fraction were further tested for their anti-HIV activity.

2.3 Syncytia assay:

The persistently infected cell was initially made from co-culture peripheral blood mononuclear cells (PBMC) from HIV patient and a healthy donor. Persistently infected cell-MT4 were made by infecting MT4 cell line with HIV from HIV patient's PBMC. The PBMC were preactivated with mitogen, phytohemagglutinin (PHA) and activated with interleukin-2 (IL-2)¹². These virus stock will be infected to MT4 cell line resulting in MT4 cell line persistently infected with HIV, similar to other protocol used in the previous study¹³. Then finally co-culturing with cell line MT4 (derived from human T cell leukaemia) to produce a persistently infected cell which showing syncytia formation on culture cells. The MT4/HIV cells then used for syncytia inhibition assay. This persistently infected cells will be incubated together with two-fold serial dilution of extract/fraction (1000; 500; 250; 125; 62.5; 31.25; 13.625; 7.8125ug/L). After 30 min incubation at 37°C, another human T lymphoblast cell, acute lymphoblastic leukemia cell line (MOLT4 which were originated from acute lymphoblastic leukaemia¹⁴) was added into the culture (2.10⁵ cells/ml for multiplicity of infection (MOI) 1/20). These cultures will be incubated at CO₂ incubator at 37°C for 7 days. After 7 days, syncytia inhibition will be observed with Viral ToxGlo Assay (Promega, Wisconsin, USA). Viral ToxGlo assay measure cellular adenosine triphosphate (ATP) which correlated with a number of viable host cells in culture. Thus, this method can quantify the viral-induced cytopathic effect (CPE). Inhibition concentration (IC₅₀) can be determined in which virus dilution that produce cytopathic endpoint effect (cytopathic effect in 50% of inoculated tissue culture). The syncytia assay was done in three replicates to confirm the inhibition effect of antiviral.

2.4 Toxicity assay:

The effectiveness of extract/fraction in syncytia inhibition need to be verified with toxicity assay. The effective extract/fraction will kill cell infected virus but not healthy cells. Toxicity assay was conducted with MTT (3-(4,5-Dimethylthiazol-2-)-2,5-Diphenyltetrazolidum Bromide) assay (Promega, Wisconsin, USA). This method is based on the cellular conversion of a tetrazolium salt into a formazan product by viable cells. Serial dilution of extract/fraction was added to MOLT4 cell culture. Positive control used for this assay was MOLT4 culture without extract/fraction while negative control used only RPMI (Roswell Park Memorial Institute) medium only. MOLT4 and extract/fraction culture should be incubated at 37°C for 7 days. After 7 days, MTT reagent will be added and read the absorbance in 450 nm, before and after incubation

37°C for 2 hours. The cytotoxicity concentration (CC₅₀) value will be determined in which virus dilution that cause death to 50% of viable cells. The cytotoxicity assay was done in three times replications to ensure the toxicity effect of this antiviral.

2.5 Phytochemical analysis:

Thin Layer Chromatography (TLC) profile of *Ficus fistulosa* leaves fractions: Hexane fraction (H), F1 (1), F2 (2), F3 (3), ethyl acetate fraction (EA) using solid phase silica gel F254 plate (Merck 1.05554) as stationary phase and chloroform (Merck 1.02445), methanol (Merck 1.06009) as mobile phase. The TLC profile was observed under UV 254 nm (A), UV 365 nm (B), after sprayed using H₂SO₄ 10% dan heated at 105°C for 5 min (C), after sprayed using H₂SO₄ 10% dan heated at 105°C for 5 min then observed under UV 365 nm (D) (Figure 1).

3. RESULT AND DISCUSSION:

The potential of *Ficus fistulosa* as anti-viral already shown in other studies by our group, which showed its potential as anti-hepatitis C virus (HCV), the ethanol extract of *Ficus fistulosa* showed IC₅₀ value 20.43±4.51 µg/ml and CC₅₀ value > 200 µg/ml¹⁵. In this study, we want to study methanol extracts, n-hexane fractions and ethyl acetate fractions from *Ficus fistulosa* leaves and analyze its potential as anti-HIV in vitro.

Syncytia assay was conducted to evaluate the effectivity of fraction in inhibiting HIV. The half maximal inhibitory concentration (IC₅₀) was measured among 5 fractions studied. Overall, each fraction has a low value of IC₅₀ with a range from 17.3 µg/ml to 46.7µg/ml. High IC₅₀ value was found in F3 fractions 46.7µg/ml while the lowest IC₅₀ value was found in F1 fractions 17.3µg/ml (Table 1).

Toxicity assay was also performed to confirm the effectiveness of those fractions to inhibit HIV replication and to reassure that fractions will not be toxic to healthy cells. The higher value of CC₅₀ compare to IC₅₀ value means that this fraction will not be harmful to a healthy cell and the fraction is active for inhibiting HIV. While the lower value of CC₅₀ compares to IC₅₀ value means that this fraction is toxic and will not be useful for further anti-HIV analysis. The CC₅₀ value and Selectivity Index (SI) are shown in table 1. The n-hexane and ethyl acetate fractions are shown high CC₅₀ value with 377.9µg/ml and 214.5µg/ml, respectively. Among the other three fractions are showing moderate cytotoxicity range between 24.7-86.8µg/ml. High SI value is desirable to give maximum antiviral inhibition and with minimal cell toxicity (Table 1). Based on high

CC₅₀ value n-hexane and ethyl acetate fraction show high SI value compare to other fractions (13.9 and 9.8, respectively).

The CC₅₀ value from n-hexane and ethyl acetate fraction showed that this fraction is not toxic for healthy cells (MOLT4) but showed lower IC₅₀ value, confirming their effectiveness as an active fraction in inhibiting HIV. Other species from genus *Ficus*, *Ficus glomerate* showed an IC₅₀ 7.8µg/ml showing remarkable potential as HIV-1 integrase inhibitory activity¹¹. While other *Ficus* species, *Ficus polita* showed inhibition of HIV-1 proviral DNA copying as determined in a polymerase chain reaction¹⁶.

We can assume that fractions contain chlorophyll as many red spots appear under UV 365 nm observation (profile B and D). Spray reagent H₂SO₄ 10% followed by heating was used to identify polyphenol groups. There were violet color spots which indicate terpenoids compounds contain in Hexane fraction, F1 and F2. Meanwhile, yellow-orange-brown colors were signified flavonoids compounds contain in all fractions (Figure 1).

Phytochemical properties from *Ficus fistulosa* is known to have antiviral activity, and those subfractions contained flavonoids, terpenoids and chlorophyll compound. Genus *Ficus* are known to have several phytochemical compounds such as triterpenoid; sterols; flavonoids; coumarin; anthocyanins in every part of the plant¹⁷. Several important compound in natural products that has been proved to have anti-HIV activity are triterpenoid, alkaloid and polyphenolic¹⁸. While an example of pentacyclic triterpenes known as betulinic acid and platanic acid which is extracted from *Syzygiu claviflorum* showed a selective virus-cell fusion inhibitor for HIV-1¹⁹, a triterpene from *Ficus fistulosa* is yet to be elucidated as anti-HIV. Another compound such as coumarins, flavonoids are interfering in virus adsorption, reverse transcription and integration²⁰. This study was presented initial data showed *Ficus fistulosa* has potential in anti-HIV besides other species from genus *Ficus*. Further fractionation and finding a pure compound that corresponds to anti-HIV from *Ficus fistulosa* leaves is required for the next step.

Table 1. IC₅₀, CC₅₀ and SI value among 5 fractions of *Ficus fistulosa*

Name	IC ₅₀ (ug/ml)	CC ₅₀ (ug/ml)	SI
F1	17.3	86.8	5
F2	19.7	24.7	1.3
F3	46.7	53.6	1.1
n-hexane	27.2	377.9	13.9
Ethyl acetate	22	214.5	9.8

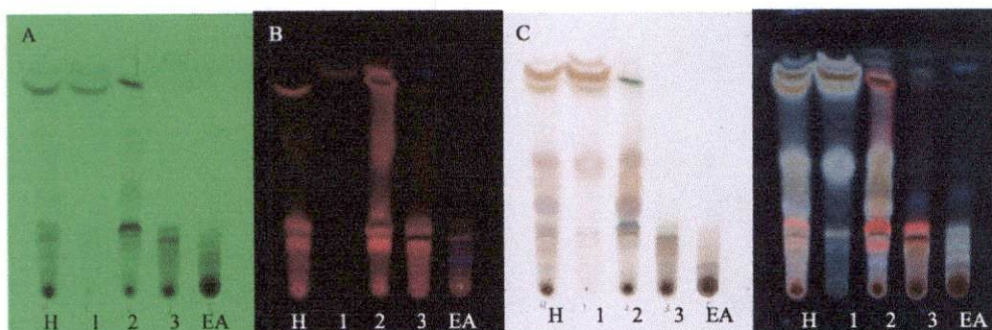


Figure 1. /Thin Layer Chromatography (TLC) profile of *Ficus fistulosa* leaves fractions: Hexane fraction (H), F1 (1), F2 (2), F3 (3), ethyl acetate fraction (EA) using silica gel as stationary phase and chloroform as mobile phase. The TLC profile was observed under UV 254 nm (A), UV 365 nm (B), after sprayed using H₂SO₄ 10% dan heated at 105°C for 5 min (C), after sprayed using H₂SO₄ 10% dan heated at 105°C for 5 min then observed under UV 365 nm (D).

4. CONCLUSION:

The ethyl acetate and F1 fraction will be a good candidate for anti- HIV. Since These two fractions contain terpenoid and flavonoid which can act as anti-HIV. But further fractionation in order to find pure active compound responsible for inhibiting HIV.

5. CONFLICT OF INTEREST:

The authors declare there is no conflict of interest.

6. ACKNOWLEDGEMENT:

The author wanted to thank all colleague in Universitas Airlangga Hospital for their effort in helping PBMC collection for this study and all member of Natural Product Research and Development Group from Institute of Tropical Disease Universitas Airlangga for helping in providing the *Ficus fistulosa* extract and fraction.

7. REFERENCES:

- Saxena SK, Tiwari S, Nair MPN. A global perspective on HIV/AIDS. Vol. 337, Science (New York, N.Y.). United States; 2012. p. 798.
- Indriati DW, Kotaki T, Khairunisa SQ, Witaningrum AM, Matondang MQY, Ueda S, et al. Appearance of drug resistance mutations among the dominant HIV-1 subtype, CRF01_AE in Maumere, Indonesia. *Curr HIV Res.* 2018;16(2).
- Khairunisa SQ, Masyeni S, Witaningrum AM, Muhammad Qushai Yunifiar M, Indriati DW, Kotaki T, et al. Genotypic characterization of human immunodeficiency virus type 1 isolated in Bali, Indonesia in 2016. *HIV AIDS Rev.* 2018;17(2).
- Witaningrum AM, Kotaki T, Khairunisa SQ, Muhammad Qushai Yunifiar M, Indriati DW, Bramanthi R, et al. Genotypic characterization of human immunodeficiency virus type 1 derived from antiretroviral therapy-naive individuals residing in Sorong, West Papua. *AIDS Res Hum Retroviruses.* 2016;32(8).
- Witaningrum AM, Khairunisa SQ, Ueda S, Yunifiar MQ, Indriati DW, Kotaki T, et al. Viral subtyping of HIV-1 derived from infected, drug-naive individuals in Jakarta, Indonesia. In: IOP Conference Series: Materials Science and Engineering. 2018.
- Vermani K, Garg S. Herbal medicines for sexually transmitted diseases and AIDS. *J Ethnopharmacol.* 2002 Apr;80(1):49-66.
- Klos M, van de Venter M, Milne PJ, Traore HN, Meyer D, Oosthuizen V. In vitro anti-HIV activity of five selected South African medicinal plant extracts. *J Ethnopharmacol.* 2009 Jul;124(2):182-8.
- Farnsworth NR. Ethnopharmacology and Drug Development [Internet]. Ciba Foundation Symposium 185 - Ethnobotany and the Search for New Drugs. 2007. (Novartis Foundation Symposia). Available from: <https://doi.org/10.1002/9780470514634.ch4>
- Vlietinck AJ, Bruyne T De, Apers S, Pieters LA. Plant-Derived Leading Compounds for Chemotherapy of Human Immunodeficiency Virus (HIV) Infection. 1998;(1):97-109.
- Bunluepuech K, Tewtrakul S. Anti-HIV-1 integrase activity of Thai medicinal plants in longevity preparations. 2011;33(6):693-7.
- Bunluepuech K, Tewtrakul S. Anti - HIV-1 integrase activity of Thai Medicinal Plants. 2009;31(3):289-92.
- Vicenzi E, Poli G. Infection of CD4+ primary T cells and cell lines, generation of chronically infected cell lines, and induction of HIV expression. *Curr Protoc Immunol.* 2005 Nov; Chapter 12: Unit 12.3.
- Gyuris A, Vajda G, Foldes I. Establishment of an MT4 cell line persistently producing infective HIV-1 particles. *Acta Microbiol Hung.* 1992;39(3-4):271-9.
- Minowada J, Ohnuma T, Moore GE. Rosette-Forming Human Lymphoid Cell Lines. I. Establishment and Evidence for Origin of Thymus-Derived Lymphocytes2. *JNCI J Natl Cancer Inst [Internet].* 1972 Sep 1;49(3):891-5. Available from: <https://doi.org/10.1093/jnci/49.3.891>
- Fuad A, Ayu A, Tumewu L, Adianti M. Activities of *Ficus fistulosa* Leave Extract and Fractions Against Hepatitis C Virus. 2016;18(Mels 2015):179-84.
- Ayisi NK, Nyadedzor C. Comparative in vitro effects of AZT and extracts of *Ocimum gratissimum*, *Ficus polita*, *Clausena anisata*, *Alchornea cordifolia*, and *Elaeophorbium drupifera* against HIV-1 and HIV-2 infections. *Antiviral Res.* 2003 Mar; 58(1):25-33.
- Ahmad S, Bhatti FR, Khaliq FH, Irshad S, Madni A, Medicine A. A review on the prosperous phytochemical and pharmacological effects of *Ficus carica*. *Int J Bioassays.* 2013;2(5):843-9.
- Kurapati KR V, Atluri VS, Samikkannu T, Garcia G, Nair MPN. Natural Products as Anti-HIV Agents and Role in HIV-Associated Neurocognitive Disorders (HAND): A Brief Overview. *Front Microbiol.* 2015; 6:1444.
- Qian K, Morris-Natschke SL, Lee KH. HIV entry inhibitors and their potential in HIV therapy. *Med Res Rev.* 2009;29(2):369-93.
- Vlietinck AJ, De Bruyne T, Apers S, Pieters LA. Plant-derived leading compounds for chemotherapy of human immunodeficiency virus (HIV) infection. *Planta Med.* 1998 Mar;64(2):97-109.

See discussions, stats, and author profiles for this publication at: <https://www.researchgate.net/publication/339451640>

The activities of Methanol extract, Hexane and Ethyl Acetate Fractions from *Ficus fistulosa* in HIV inhibition In Vitro

Article in *Research Journal of Pharmacy and Technology* · January 2020

DOI: 10.5958/0974-360X.2020.00038.4

CITATIONS

0

READS

22

4 authors:



Dwi Wahyu Indriati
Airlangga University

14 PUBLICATIONS 111 CITATIONS

[SEE PROFILE](#)



Lidya Tumewu
Airlangga University

31 PUBLICATIONS 108 CITATIONS

[SEE PROFILE](#)



Aty Widyawaruyanti
Airlangga University

107 PUBLICATIONS 807 CITATIONS

[SEE PROFILE](#)



Siti Qamariyah Khairunisa
Airlangga University

70 PUBLICATIONS 85 CITATIONS

[SEE PROFILE](#)

Some of the authors of this publication are also working on these related projects:



Localization of Cav2.1 (P/Q type) voltage-dependent calcium channels in rat cerebellum [View project](#)



Metabolit Profiling of Benalu Mangga (*Macrosolen cocinensis*) As anticancer [View project](#)