

Supplementation of Synbiotic Content of *Moringa oleifera* Extract and *Lactobacillus* to Improve Growth Performance in Starter Phase Diet of Broiler Chicken

by Rochmah Kurnijasanti

Submission date: 25-Feb-2021 07:34PM (UTC-0700)

Submission ID: 1518449960

File name: manuscript_1037_11-TJNPR-2020-M283A_Galley_Proof.pdf (640.32K)

Word count: 4304

Character count: 22792



Supplementation of Synbiotic Content of *Moringa oleifera* Extract and *Lactobacillus* to Improve Growth Performance in Starter Phase Diet of Broiler Chicken

Widya P. Lokapirnasari^{1*}, Mimi Lamid¹, Rochmah Kurnijasanti², Nova Teriyanto³, Ajeng T. Kartika³, Evania H. Chandra⁴, Kornelia K. Riong⁴, Andreas B. Yulianto⁵

¹Department of Animal Husbandry, Faculty of Veterinary Medicine, Universitas Airlangga, Indonesia

²Department of Veterinary Basic Medicine, Faculty of Veterinary Medicine, Universitas Airlangga, Indonesia

³Faculty of Veterinary Medicine, Universitas Airlangga, Indonesia

⁴Magister of Veterinary Agribusiness, Faculty of Veterinary Medicine, Universitas Airlangga, Indonesia

⁵Sains Veteriner Doctoral Program, Faculty of Veterinary Medicine, Universitas Airlangga, Indonesia

ARTICLE INFO

Article history:

Received 11 October 2020

Revised 13 November 2020

Accepted 18 December 2020

Published online 02 January 2021

Copyright: © 2020 Lokapirnasari *et al.* This is an open-access article distributed under the terms of the [Creative Commons Attribution License](https://creativecommons.org/licenses/by/4.0/), which permits unrestricted use, distribution, and reproduction in any medium, provided the original author and source are credited.

ABSTRACT

Prebiotics are substrates that can be used to increase the growth of probiotics. Oligosaccharides, polysaccharides and galacto-oligosaccharides have important functions as prebiotics to improve intestinal health through increased growth of beneficial bacteria. Synbiotics are combinations of probiotic bacteria and prebiotic food ingredients. This study examined the synbiotic effects of *Moringa oleifera* extract as prebiotic and probiotic incorporating *Lactobacillus fermentum* and *Lactobacillus plantarum* on the growth performance starter phase of broiler chickens. The dietary treatments comprised of the starter basal diet control and supplemented with 1% prebiotic + 1% probiotic, 2% prebiotic + 1% probiotic and 1% prebiotic + 2% probiotic, 2% prebiotic + 2% probiotic, respectively. The results showed that there is a significant difference ($p < 0.05$) between control and treatment. Furthermore, the supplementation of 1% prebiotic + 2% probiotic produces the highest body weight values. Meanwhile, the lowest feed conversion ratio (FCR) and the highest feed efficiency were supplemented with 1% prebiotic + 2% probiotic, 2% prebiotic + 2% probiotic, 1% prebiotic + 1% probiotic, which was similar to the supplementation with 2% prebiotic + 1% probiotic, while the lowest feed consumption was found in 2% prebiotic + 2% probiotic. Therefore, based on the results of this study, it can be concluded that supplementation of 1% to 2% prebiotic and 1% to 2% probiotic has the ability to enhance the production performance of starter phase broilers compared to the control.

Keywords: Broiler, *L. fermentum*, *L. plantarum*, *Moringa oleifera* extract.

Introduction

Antibiotic growth promoters (AGPs) are used to describe any medicine that destroys or inhibits bacteria and is administered at a low sub-therapeutic dose. They are widely used for growth promoters, suppression of diseases and stress, including the maintenance and intensification of livestock farming. However, its use has been banned in industrialized countries (EC Regulation No. 1831/2003), while in Indonesia it is regulated under the Animal Husbandry and Animal Health Law No. 18, 2009 in conjunction with Law No 41 / 2014. In relation to the prohibition of its usage, it is necessary to provide an alternative, such as Lactic acid bacteria (LAB), which are a group of probiotic bacteria used to boost growth performance, feed efficiency and productivity by increasing the balance of microbes in the gut thereby improving the health of the host.¹⁻³ Several studies have shown that probiotics enhance the growth performance of broilers, as well as the probiotic *Bifidobacterium spp*, *Lacidophilus* and *Lactobacillus casei* WB 315.^{4,5}

The characteristics of *Lactobacillus fermentum* (*L. fermentum*) probiotic includes the ability to survive at under pH 2.0; 2.5 and 3.0, inhibitory effect against pathogenic strains of *E. coli* O157: H7 and *Salmonella enteritidis*.⁶ *L. fermentum* probiotic has been shown to adhere to the intestinal epithelium of poultry, as well as tolerance to bile salts and gastric juice. *L. fermentum* showed antagonistic effects on pathogenic bacteria such as *Salmonella sp.* SS11 and *Shigella sp.* SS10.⁷

Furthermore, to boost the growth of probiotics, prebiotics is added. They are defined as feed ingredients that are unhydrolyzed in the upper digestive tract, and they selectively stimulate the growth activities of several bacteria in the intestine in order to improve intestinal health. Prebiotic oligosaccharides include mannan-oligosaccharides (MOS) and fructo-oligosaccharides (FOS) which tend to be fermented by *Lactobacillus plantarum*.⁸ The addition of xylo-oligosaccharides shows a significant difference in the growth performance of broilers.⁹ The use of supplements, namely probiotics and prebiotics (synbiotics) improves the health and productivity of poultry.¹⁰ *Moringa oleifera* is a potential medicinal plant that is used to enhance the immunity and intestinal health of broilers, as well as reduce the number of *E. coli* in the intestines.^{11,12} They are known to contain important nutrients such as crude protein (25.6%), amino acids, crude fiber (4.38%), extract ether (4.39%), carbohydrates (43.88%), energy (1296.00 kJ/g), minerals (calcium (27.9%), phosphorus (0.26%), vitamins, β -carotene and polysaccharides.¹³⁻¹⁵ However, the effects of these synbiotic on the starter phase of broiler chicken were not clarified. Therefore, the purpose of this study is to analyze the effect of synbiotics containing prebiotic *Moringa oleifera* extract and a combination of *L. fermentum* and *L. plantarum* probiotics on the growth performance (body weight, average daily weight gain,

*Corresponding author. E mail: widyaparamitalokapirnasari@gmail.com
Tel: +6285731469579

Citation: Lokapirnasari WP, Lamid M, Kurnijasanti R, Teriyanto N, Kartika AT, Chandra EH, Riong KK, Yulianto AB. Supplementation of Synbiotic Content of *Moringa oleifera* Extract and *Lactobacillus* to Improve Growth Performance in Starter Phase Diet of Broiler Chicken. Trop J Nat Prod Res. 2020; 4(12):1096-1100. doi.org/10.26538/tjnpr/v4i12.11

Official Journal of Natural Product Research Group, Faculty of Pharmacy, University of Benin, Benin City, Nigeria.

feed consumption, efficiency and conversion ratio) of broilers during the starter phase.

Materials and Methods

Isolate preparation

Two *Lactobacillus fermentum* and *Lactobacillus plantarum* were separately cultured in de Man-Rogosa-Sharpe (MRS broth) (Oxoid, Thermo Fisher Scientific Inc) at 37°C for 24 h¹⁶ for the preparation and cultivation of probiotic. A dose of 1% and 2% probiotic culture was prepared by dissolving 10 ml and 20 ml respectively in 1000 ml drinking water. In addition, the concentration of the probiotic was adjusted as 10⁸ Colony Forming Unit (cfu/mL).

Extraction of *Moringa oleifera*

2000 g leaf powder of *M.oleifera* was macerated for 3x24 hours at room temperature in 2000 ml of 70% ethanol and then filtered using Whatman paper. The extraction process was repeated severally by the renewal of the solvent after which the solvent was removed by rotary evaporation in order to obtain *Moringa oleifera* extract (60°C, 50 rpm).^{17,18}

In this study, 50-day old chicks (DOC) were used, and their treatment was divided into 5 ($n = 10$). This experiment was carried out for 3 weeks (Day 1-21 of hatching).

Bodyweight gain

The body weight gains were detected weekly by subtracting the weight obtained the previous week from the currently realized one. However, this was carried out every week until the age of 21 days.

Feed consumption

This was calculated weekly by subtracting the quantity of feed consumed from the remaining amount.

Feed efficiency

It was calculated by multiplying the average feed consumed by the chicks and the weight gained by 100.

35

Feed conversion ratio:

The feed conversion ratio (FCR) was calculated by determining the average weight gained and feed consumed by the chicks in each treatment.

$$FCR = AFC/ABW$$

Where FCR = Feed Conversion Ratio, AFC = Average Feed Consumed (g) and ABW = Average Body Weight gain (g)

Statistical analysis

All the data obtained were evaluated by adopting the analysis of variance (ANOVA) method using the Statistical Product and Service Solution (SPSS, IBM Corporation, USA) for Windows 22.0 program. However, supposing a notable difference was detected, another test was carried out using the Duncan's Multiple Range Test method at a significant level of 5% to determine the most effective treatment.

Results and Discussion

The average values of feed consumption are shown in Table 1 and Figure 1. This shows significant differences ($p < 0.05$) between treatment and control. The highest feed consumption was discovered in the supplementation of 1% prebiotic + 1% probiotic, while the least was found in 2% prebiotic + 2% probiotic. The use of probiotics enhances feed consumption because it contains an appetite-stimulating effect. The results from this study are consistent with the research carried out by Rowghani et al., (2007), which started that feeding

broilers with probiotics significantly improve their feed intake and efficiency.¹⁹ The results show that high probiotic and prebiotic supplementation tend to reduce feed consumption. This is also consistent with the research carried out by Biggs et al. (2007), which stated that the use of high doses of oligosaccharides reduces MEN and AA digestibility.²⁰ The use of probiotics containing a combination of *L. fermentum* and *L.plantarum* were consistent with the results from the research carried out by Loh et al. (2010), which stated that the use of *L.fermentum* boosts lactic acid bacteria count, affects the height of intestinal villi as well as increases the concentration of faecal volatile fatty acid.²¹ The average body weight gain of prebiotic and probiotic supplementation in the starter phase of broilers is shown in Table 1 and Figure 2. Furthermore, it showed a significant difference ($p < 0.05$) between the treatment and control. The highest average body weight gain was detected in the supplementation of 1% prebiotic + 2% probiotic, and it is similar to the groups supplemented with 2% prebiotic + 1% probiotic and 1% prebiotic + 1% probiotic. The least was discovered in the control group. Probiotic supplementation increases average body weight gain because it tends to improve nutrient and dry matter digestibility, crude protein and most amino acids as well as energy, in 21-day-old chickens at the ileal region, in addition it also boosts growth performance in the starter phase.²² The combination of *Moringa oleifera* extract and probiotics *L. fermentum* and *L.plantarum* was discovered to boost average body weight gain, and this is in accordance with the research carried out by Wang (2016) which stated that probiotic supplementation triggers the development as well as increases the total length of the small intestine, and this describe for more digestive activities and absorption thereby increasing the use of nutrients to improve average daily gain.²³ The average values of feed conversion ratio (FCR) are shown in Table 1 and Figure 3. According to the FCR results, there was a significant difference ($p < 0.05$) between the treated and untreated (control). The least FCR was detected in the supplementation of 1% prebiotic + 2% probiotic, 2% prebiotic + 2% probiotic, 1% prebiotic + 1% probiotic respectively and was similar to the 2% prebiotic + 1% probiotic. The highest was discovered in the untreated (control) group. Subsequently, the low FCR value is influenced by the low amount of feed consumed, although it leads to an increase in body weight gain. The results from this study indicate that the supplementation of 1% prebiotic + 2% probiotic showed a lower FCR value of 15.94% compared to the control. This is because the quantity of feed consumption which is similar to the control and produced a higher average daily weight gain than in the untreated group. An increase was detected in the average daily weight gain, which was 18% higher than the control. The supplementation of 2% prebiotic + 2% probiotic also shows a lower FCR value of 14.28% compared to the control, this is because the amount of feed consumption was lower in the untreated group. However, it showed a higher average daily weight gain value of 8.03% compared to the control. The supplementation of 1% prebiotic + 1% probiotic showed a lower FCR value of 11.89% compared to the controls. This is related to the higher amount of feed consumption and average daily gain of 16.46% compared to the control. The results from this study are consistent with the research carried out by Loh et al., (2010), which reported that the use of *L. fermentum* and prebiotic enhance growth performance and improved feed conversion ratio in broilers.^{21,24} The feed efficiency values for prebiotic and probiotic supplementations in the starter phase broilers are shown in Table 1 and Figure 4. The results show that there was a significant difference ($p < 0.05$) between the treated and control groups. The least feed efficiency was determined in the control, while the highest was 1% prebiotic + 2% probiotic, 2% prebiotic + 2% probiotic and it is similar to the supplemented 2% prebiotic + 1% probiotic and 1% prebiotic + 1% probiotic. The results from this study are consistent with the research carried out by Bai et al., (2013), which stated that the use of *L. fermentum* with *Saccharomyces* aids to improve feed efficiency compared to the provision of basal feed without probiotic supplements.²⁵ The use of *Moringa oleifera* extract enhances the growth of *L.plantarum* and *L.fermentum* probiotics. These results are consistent with the study carried out by Yang et al. (2006), which stated that the use of *Moringa oleifera* increases the number of *Lactobacillus* in the ileum of broilers.¹¹

51

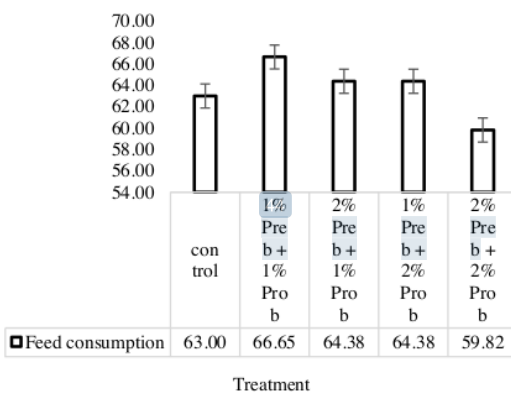
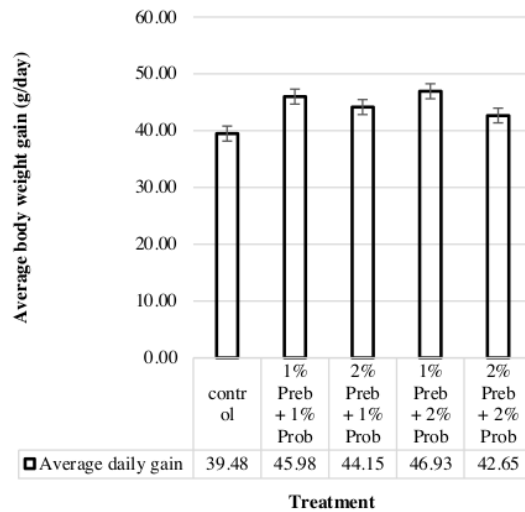
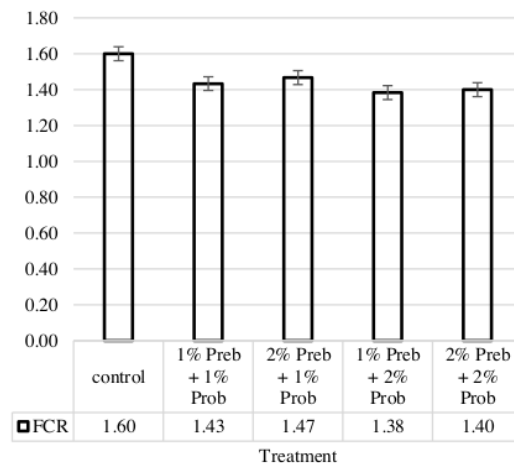
Table 1: The value of feed consumption, average weight gain, feed conversion ratio, feed efficiency and body weight of starter phase broilers by supplementation of prebiotic and probiotic

Treatment	Feed consumption (g/d)	Average weight gain (g/d)	Feed conversion ratio	Feed efficiency (%)	Body weight (g)
Control	63.00 ^b ± 1.61	39.48 ^a ± 2.03	1.60 ^b ± 0.08	62.67 ^a ± 2.81	826.67 ^a ± 40.57
1% prebiotic +1% probiotic	66.65 ^c ± 1.04	45.98 ^{bc} ± 1.55	1.43 ^a ± 0.05	68.98 ^{ab} ± 1.83	956.67 ^{bc} ± 31.10
2% prebiotic +1% probiotic	64.38 ^b ± 1.49	44.15 ^{bc} ± 4.64	1.47 ^{ab} ± 0.10	68.49 ^{ab} ± 5.93	920.00 ^{bc} ± 92.76
1% prebiotic +2% probiotic	64.38 ^b ± 2.19	46.93 ^c ± 3.25	1.38 ^a ± 0.98	72.69 ^b ± 5.38	975.67 ^c ± 64.99
2% prebiotic +2% probiotic	59.82 ^a ± 1.72	42.65 ^{ab} ± 3.45	1.40 ^a ± 0.18	71.49 ^b ± 7.84	890.00 ^{ab} ± 68.94

^{a,b,c} means within the same column having significantly different ($p < 0.05$).

The inclusion of prebiotics has a positive effect on the digestive tract as well as modulates an increase in beneficial microbes and a decrease in pathogen bacteria.¹⁰ The results from studies mentioned above stated that the supplementation of *L. plantarum* B1 improves growth performance reduces the number of *E. coli* in cecal, increase lactic acid and short-chain fatty acid (SCFA) in the ileum and caecum of broilers.²⁶ The addition of prebiotic significantly increased the height and width of the villus, including depth of the crypt in duodenum and ileum.²⁴ This is related to the optimization of nutrient absorption in order to increase feed efficiency.

The values of body weight in starter phase broilers are shown in Table 1 and Figure 5. It was significantly different ($p < 0.05$) in broilers fed with prebiotic and probiotic compared with those in control, and it is similar to those supplemented with 2% prebiotic + 2% probiotic from 1 to 21 days. The highest body weight was discovered in the supplementation of 1% prebiotic + 2% probiotic and is similar to the supplementation of 1% prebiotic + 1% probiotic and 2% prebiotic + 1% probiotic while the least was detected in the control. This study shows that *Moringa oleifera* extract containing oligosaccharides tends to be fermented by probiotics with *L. plantarum* and *L. fermentum*. These results are consistent with studies which stated that oligosaccharides such as mannan-oligosaccharides (MOS) and fructo-oligosaccharides (FOS) are fermented by Bifidobacteria and Lactobacilli.⁸ The results from this study also disclosed that *Moringa oleifera* leaf supplementation shows an increase in the total body weight, average body weight gain, and daily gain, daily feed intake as well as improve feed conversion ratio as previously reported.^{14,27}

**Figure 1:** Feed consumption of supplementation prebiotic and probiotic in starter phase broilers**Figure 2:** Average body weight gain of Broilers supplemented with prebiotic and probiotic in the starter phase.**Figure 3:** Effect of Supplementation of prebiotic and probiotic in broiler starter phase on feed conversion ratio

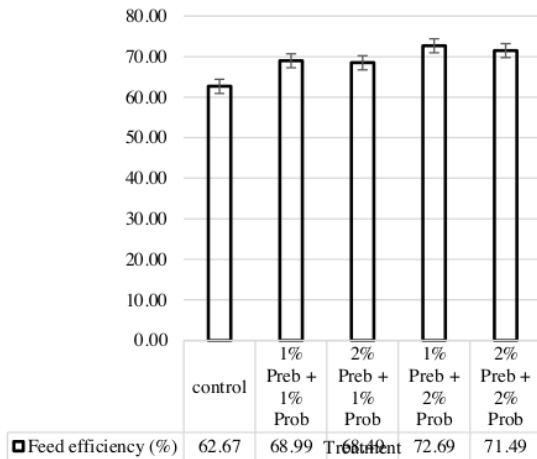


Figure 4: Average feed efficiency of supplementation of prebiotic and probiotic in broiler starter phase diets

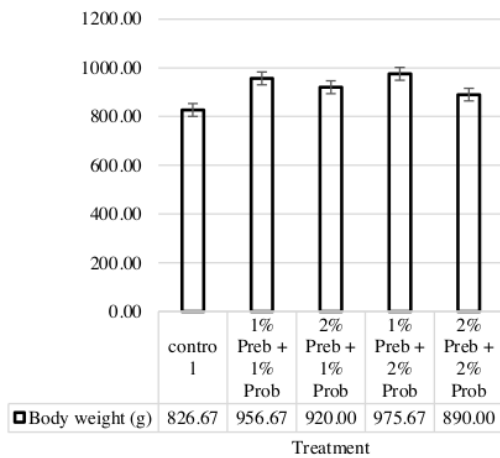


Figure 5: Average body weight of supplementation of prebiotic and probiotic in broiler starter phase diet

Conclusion

The dosage of 1% prebiotic + 2% probiotic supplementation is recommended due to its low concentration yielding, which has a similar effect as 2% prebiotic + 2% probiotic supplementation. Subsequently, the supplementation of 1% prebiotic + 2% probiotic needs to be optimally included in the diets of broiler during the starter phase. Alternatively, a combination of antibiotic growth promoters showed promising symbiotic properties for improved growth performance and productivity of broiler chicken in the starter phase.

Conflict of interest

The authors declare no conflict of interest.

Authors' Declaration

The authors hereby declare that the work presented in this article is original and that any liability for claims relating to the content of this article will be borne by them.

Acknowledgements

The authors are grateful to the Head of the Research and Innovation Institute, Rector and Dean of Faculty of Veterinary Medicine Universitas Airlangga for funding this research.

References

- Khanian M, Karimi-Torshizi MA, Allameh A. Alleviation of aflatoxin-related oxidative damage to liver and improvement of growth performance in broiler chickens consumed *Lactobacillus plantarum* 299v for entire growth period. *Toxicol*. 2019; 158:57-62.
- Yulianto AB, Lokapirnasari WP, Najwan R, Wardhani HC, Rahman NF, Huda K, Ulfah N. Influence of *Lactobacillus casei* WB 315 and crude fish oil (CFO) on growth performance, EPA, DHA, HDL, LDL, cholesterol of meat broiler chickens. *Iran J Microbiol*. 2020; 12(2):148.
- Lokapirnasari WP, Sahidu AM, Maslachah L, Yulianto AB, Najwan R. The effect of combination *Bifidobacterium* sp and *Lactobacillus acidophilus* probiotic on egg yolk cholesterol, HDL, and LDL. In IOP Conf Ser Earth Environ Sci. 2020; 441(1):012049.
- Lokapirnasari WP, Pribadi TB, Al Arif A, Soeharsono S, Hidanah S, Harijani N, Najwan R, Huda K, Wardhani HC, Rahman NF, Yulianto AB. Potency of probiotics *Bifidobacterium* spp. and *Lactobacillus casei* to improve growth performance and business analysis in organic laying hens. *Vet World*. 2019; 12(6):860.
- Lokapirnasari WP, Sahidu AM, Maslachah L, Koestanti E. Effect of *Lactobacillus casei* and *Lactobacillus acidophilus* in Laying Hens Challenged by *Escherichia coli* Infection. *Sains Malays*. 2020; 49(6):1237-1244.
- Gharbi Y, Fhoula I, Ruas-Madiedo P, Afef N, Boudabous A, Gueimonde M, Ouzari H. *In-vitro* characterization of potentially probiotic *Lactobacillus* strains isolated from human microbiota: interaction with pathogenic bacteria and the enteric cell line HT29. *Ann Microbiol*. 2019; 69(1):61-72.
- Afolayan AO, Ayeni FA, Ruppitsch W. Antagonistic and quantitative assessment of indigenous lactic acid bacteria in different varieties of ogi against gastrointestinal pathogens. *Pan Afr Med J*. 2017; 27:1-11.
- Cao P, Wu L, Wu Z, Pan D, Zeng X, Guo Y, Lian L. Effects of oligosaccharides on the fermentation properties of *Lactobacillus plantarum*. *J Dairy Sci*. 2019; 102(4):2863-2872.
- Craig AD, Khattak F, Hastie P, Bedford MR, Olukosi OA. Xylanase and xylo-oligosaccharide prebiotic improve the growth performance and concentration of potentially probiotic oligosaccharides in the ileum of broiler chickens. *Br Poult Sci*. 2020; 61(1):70-78.
- Dev K, Mir NA, Biswas A, Kannoujia J, Begum J, Kant R, Mandal A. Dietary synbiotic supplementation improves the growth performance, body antioxidant pool, serum biochemistry, meat quality, and lipid oxidative stability in broiler chickens. *Anim Nutr*. 2020; 6(3):325-332.
- Yang RY, Chang LC, Hsu JC, Weng BB, Palada MC, Chadha ML, Levasseur V. Nutritional and functional properties of Moringa leaves-From germplasm, to plant, to food, to health. *Moringa leaves: Strategies, standards and markets for a better impact on nutrition in Africa*. Moringanews, CDE, CTA, GFU, Paris. 2006.

- 27
12. Abu Hafsa SH, Ibrahim SA, Eid YZ, Hassan AA. Effect of dietary *Moringa oleifera* leaves on the performance, ileal microbiota and antioxidative status of broiler chickens. *J Anim Physiol Anim Nutr.* 2020; 104(2):529-538.
 13. Tete A, Lawson E, Tona K, Decuyper E, Gbeassor M. *Moringa oleifera* leave: Hydro-alcoholic extract and effects on growth performance of broilers. *Int J Poult Sci.* 2013; 12(7):401-405.
 14. Melesse A, Steingass H, Schollenberger M, Holstein J, Rodehutsord M. Nutrient compositions and in vitro methane production profiles of leaves and whole pods of twelve tropical multipurpose tree species cultivated in Ethiopia. *Agrofor syst.* 2019; 93(1):135-147.
 15. Umar SA, Mohammed Z, Nuhu A, Musa KY, Tanko Y. Evaluation of Hypoglycaemic and Antioxidant Activity of *Moringa oleifera* Root in Normal and Alloxan-Induced Diabetic Rats. *Trop J Nat Prod Res.* 2018; 2(8):401-408.
 16. de Souza BM, Borgonovi TF, Casarotti SN, Todorov SD, Penna AL. *Lactobacillus casei* and *Lactobacillus fermentum* strains isolated from mozzarella cheese: probiotic potential, safety, acidifying kinetic parameters and viability under gastrointestinal tract conditions. *Probiotics Antimicrob Proteins.* 2019; 11(2):382-396.
 17. Laili RD, Martati E, Rifa'i M. Immunomodulator effect of *Moringa oleifera* Leaves Fermented by *Lactobacillus plantarum* FNCC 0137 on *Salmonella typhi* infected Balb/C Mice. *Res J Pharm Technol.* 2019; 12(8):3595-3601.
 18. Charde RM, Charde MS, Fulzele SV, Satturwar PM, Kasture AV, Joshi SB. Evaluation of ethanolic extract of *Moringa oleifera* for wound healing, anti-inflammatory and antioxidant activities on rats. *Hamdard Med.* 2009; 52(2):59-67.
 19. Rowghani E, Arab M, Akbarian A. Effects of a probiotic and other feed additives on performance and immune response of broiler chicks. *Int J Poult Sci.* 2007; 6(4):261-265.
- 19
20. Biggs P, Parsons CM, Fahey AG. The effects of several oligosaccharides on growth performance, nutrient digestibilities, and cecal microbial populations in young chicks. *Poult Sci.* 2007; 86(11):2327-2336.
 21. Loh TC, Thanh NT, Foo HL, HairBejo M, Azhar BK. Feeding of different levels of metabolite combinations produced by *Lactobacillus plantarum* on growth performance, fecal microflora, volatile fatty acids and villi height in broilers. *Anim Sci J.* 2010; 81(2):205-214.
 22. Li LL, Hou ZP, Li TJ, Wu GY, Huang RL, Tang ZR, Yang CB, Gong J, Yu H, Kong XF, Pan E. Effects of dietary probiotic supplementation on ileal digestibility of nutrients and growth performance in 1 to 42dayold broilers. *J Sci Food Agric.* 2008; 88(1):35-42.
 23. Wang X, Farnell YZ, Peebles ED, Kiess AS, Wamsley KG, Zhai W. Effects of prebiotics, probiotics, and their combination on growth performance, small intestine morphology, and resident *Lactobacillus* of male broilers. *Poult Sci.* 2016; 95(6):1332-1340.
 24. Sayrafi R, Soltanlinejad F, Shahrooz R, Rahimi S. Comparative study of the effect of alternative and antibiotic feed additives on the performance and intestinal histomorphometrical parameters of broiler chickens. *Afr J Agric Res.* 2011; 6(12):2794-2799.
 25. Bai SP, Wu AM, Ding XM, Lei Y, Bai J, Zhang KY, Chio JS. Effects of probiotic-supplemented diets on growth performance and intestinal immune characteristics of broiler chickens. *Poult Sci.* 2013; 92(3):663-670.
 26. Peng Q, Zeng XF, Zhu JL, Wang S, Liu XT, Hou CL, Thacker PA, Qiao SY. Effects of dietary *Lactobacillus plantarum* B1 on growth performance, intestinal microbiota, and short chain fatty acid profiles in broiler chickens. *Poult Sci.* 2016; 95(4):893-900.
- 32
27. Safa MA and El Tazi. Effect of Feeding Different Levels of *Moringa oleifera* Leaf Meal on the Performance and Carcass Quality of Broiler Chicks. *Int J Sci Res.* 2014; 3(5):147-151.

Supplementation of Synbiotic Content of Moringa oleifera Extract and Lactobacillus to Improve Growth Performance in Starter Phase Diet of Broiler Chicken

ORIGINALITY REPORT

24%

SIMILARITY INDEX

15%

INTERNET SOURCES

17%

PUBLICATIONS

9%

STUDENT PAPERS

PRIMARY SOURCES

- 1** Kapil Dev, Jubeda Begum, Avishek Biswas, Jyoti Kannoujia, Nasir Akbar Mir, Joyshikh Sonowal, Rajiv Kant, T. Narender. "Dietary Lactobacillus acidophilus and Mannan-Oligosaccharides Alter the Lipid Metabolism and Health Indices in Broiler Chickens", Probiotics and Antimicrobial Proteins, 2020
Publication 1%
- 2** Mattika Abhisingha, Jureeporn Dumnil, Chetsadaporn Pitaksutheepong. "Selection of Potential Probiotic Lactobacillus with Inhibitory Activity Against Salmonella and Fecal Coliform Bacteria", Probiotics and Antimicrobial Proteins, 2017
Publication 1%
- 3** hdl.handle.net
Internet Source 1%
- 4** Katrina Halloran, Mark A. Underwood. "Probiotic mechanisms of action", Early Human 1%

Development, 2019

Publication

5

Bharat Bhushan, Sumit M. Sakhare, Kapil Singh Narayan, Mamta Kumari, Vijendra Mishra, Leon M. T. Dicks. "Characterization of Riboflavin-Producing Strains of Lactobacillus plantarum as Potential Probiotic Candidate through in vitro Assessment and Principal Component Analysis", Probiotics and Antimicrobial Proteins, 2020

Publication

1%

6

www.imedpub.com

Internet Source

1%

7

Y.H. Shim, S.L. Ingale, J.S. Kim, K.H. Kim, D.K. Seo, S.C. Lee, B.J. Chae, I.K. Kwon. "A multi-microbe probiotic formulation processed at low and high drying temperatures: effects on growth performance, nutrient retention and caecal microbiology of broilers", British Poultry Science, 2012

Publication

1%

8

scitepress.org

Internet Source

1%

9

www.ppjpi.unair.ac.id

Internet Source

1%

10

www.springerprofessional.de

Internet Source

1%

11	www.biotechrep.ir Internet Source	1%
12	organix.pe Internet Source	1%
13	Submitted to International University - VNUHCM Student Paper	1%
14	P.C.A. Moquet, L. Onrust, F. Van Immerseel, R. Ducatelle, W.H. Hendriks, R.P. Kwakkel. "Importance of release location on the mode of action of butyrate derivatives in the avian gastrointestinal tract", World's Poultry Science Journal, 2019 Publication	1%
15	impactfactor.org Internet Source	1%
16	Submitted to Mansoura University Student Paper	1%
17	Mei Yang, Wei Deng, Xueyan Cao, Lijie Wang, Na Yu, Yan Zheng, Junrui Wu, Rina Wu, Xiqing Yue. "Quantitative Phosphoproteomics of Milk Fat Globule Membrane in Human Colostrum and Mature Milk: New Insights into Changes in Protein Phosphorylation during Lactation", Journal of Agricultural and Food Chemistry, 2020 Publication	1%

18 Frederique Pasquali, Alessandra De Cesare, Marine Meunier, Muriel Guyard, Katell Rivoal, Marianne Chemaly, Gerardo Manfreda. "Current Challenges in Poultry Meat Safety", Elsevier BV, 2017
Publication 1%

19 V. Janardhana. "Prebiotics Modulate Immune Responses in the Gut-Associated Lymphoid Tissue of Chickens", Journal of Nutrition, 07/01/2009
Publication 1%

20 feedipedia.org
Internet Source 1%

21 Submitted to University of Glasgow
Student Paper 1%

22 Kövesi, Cserháti, Erdélyi, Zándoki, Mézes, Balogh. "Lack of Dose- and Time-Dependent Effects of Aflatoxin B1 on Gene Expression and Enzymes Associated with Lipid Peroxidation and the Glutathione Redox System in Chicken", Toxins, 2020
Publication 1%

23 publish.kne-publishing.com
Internet Source <1%

24 www.scirp.org
Internet Source <1%

25	Hugo Calixto Fonseca, Dirceu de Sousa Melo, Cíntia Lacerda Ramos, Disney Ribeiro Dias, Rosane Freitas Schwan. "Probiotic Properties of Lactobacilli and Their Ability to Inhibit the Adhesion of Enteropathogenic Bacteria to Caco-2 and HT-29 Cells", Probiotics and Antimicrobial Proteins, 2020 Publication	<1%
26	www.koreascience.or.kr Internet Source	<1%
27	www.scilit.net Internet Source	<1%
28	Mona, M Abdalla. "The potential of Moringa oleifera extract as a biostimulant in enhancing the growth, biochemical and hormonal contents in rocket (Eruca vesicaria subsp. sativa) plants", International Journal of Plant Physiology and Biochemistry, 2013. Publication	<1%
29	cwww.intechopen.com Internet Source	<1%
30	pubs.rsc.org Internet Source	<1%
31	ir.unilag.edu.ng:8080 Internet Source	<1%

32	Submitted to University of Fort Hare Student Paper	<1%
33	isiarticles.com Internet Source	<1%
34	www.heraldjournals.org Internet Source	<1%
35	austinpublishinggroup.com Internet Source	<1%
36	P. Onakurhefe, F.I. Achuba, B.O. George, J. Okpoghono. "Effect of <i>Elaeis guineensis</i> (Jacq) leaf extracts on crude oil-induced genotoxicity in Wistar albino rats", Scientific African, 2020 Publication	<1%
37	ijbnpa.biomedcentral.com Internet Source	<1%
38	Nazila Aazami, Gholamreza Salehi Jouzani, Zohreh Khodaei, Amir Meimandipour, Mohammad Safari, Mahdi Goudarzvand. "Characterization of some potentially probiotic <i>Lactobacillus</i> strains isolated from Iranian native chickens", The Journal of General and Applied Microbiology, 2014 Publication	<1%
39	Submitted to Federal University of Technology Student Paper	<1%

40

repository.seafdec.org

Internet Source

<1%

41

Muhammad Irfan Said, Effendi Abustam, Farida Nur Yulianti, H. Hasma, A. Alvina. "Potential Use of Lactobacillus plantarum 1UHCC as a Bio-hydrolyzer in the Development of the Sustainable Food Industry in Indonesia", European Journal of Sustainable Development, 2020

Publication

<1%

42

hifpathway.com

Internet Source

<1%

43

Qi Wang, Qian Sun, Jing Wang, Xiaoyu Qiu, Renli Qi, Jinxiu Huang. "Lactobacillus Plantarum 299v Changes miRNA Expression in the Intestines of Piglets and Leads to Downregulation of LITAF by Regulating ssc-miR-450a", Probiotics and Antimicrobial Proteins, 2021

Publication

<1%

44

fms.treas.gov

Internet Source

<1%

45

Li-Li Li. "Effects of dietary probiotic supplementation on ileal digestibility of nutrients and growth performance in 1- to 42-day-old broilers", Journal of the Science of Food and

<1%

46

ifzz.pl

Internet Source

<1%

47

T. A. Woyengo. "Growth performance and nutrient utilization of broiler chickens fed diets supplemented with phytase alone or in combination with citric acid and multicarbohydase", Poultry Science, 10/01/2010

Publication

<1%

48

A. Rebole. "Effects of inulin and enzyme complex, individually or in combination, on growth performance, intestinal microflora, cecal fermentation characteristics, and jejunal histomorphology in broiler chickens fed a wheat- and barley-based diet", Poultry Science, 02/01/2010

Publication

<1%

49

Gaggia, F.. "Probiotics and prebiotics in animal feeding for safe food production", International Journal of Food Microbiology, 20100731

Publication

<1%

50

Ome Kalu Achi, Naomi U. Asamudo. "Chapter 31 Cereal-Based Fermented Foods of Africa as Functional Foods", Springer Science and Business Media LLC, 2019

<1%

51

"NUTRITION", British Poultry Science, 2001

Publication

<1%

52

Mochammad Thaha, Maulana A. Empitu, Ika N. Kadariswantiningsih, Maulana M. Suryansyah, Yusuke Suzuki. "A18964 Could a clinical and user-friendly body fat percentage assessment predict inflammatory state as a cardiovascular risk factor among CKD patients?", Journal of Hypertension, 2018

Publication

<1%

53

Faith T. Moichela, Gbenga A. Adefolaju, Ralf R. Henkel, Chinyerum S. Opuwari. " Aqueous leaf extract of reduced intracellular ROS production, DNA fragmentation and acrosome reaction in Human spermatozoa in vitro ", Andrologia, 2020

Publication

<1%

54

Srijita Sireswar, Sutapa Biswas, Gargi Dey. " Adhesion and anti-inflammatory potential of GG in a sea buckthorn based beverage matrix ", Food & Function, 2020

Publication

<1%

Exclude quotes

Off

Exclude matches

Off

Exclude bibliography

Off

Supplementation of Synbiotic Content of Moringa oleifera Extract and Lactobacillus to Improve Growth Performance in Starter Phase Diet of Broiler Chicken

GRADEMARK REPORT

FINAL GRADE

/0

GENERAL COMMENTS

Instructor

PAGE 1

PAGE 2

PAGE 3

PAGE 4

PAGE 5
