

## Lampiran 1. Surat Permohonan Fasilitas Pengambilan Data Awal



KEMENTERIAN PENDIDIKAN DAN KEBUDAYAAN  
UNIVERSITAS AIRLANGGA  
FAKULTAS KEPERAWATAN

Kampus C Mulyorejo Surabaya 60115 Telp. 031-5913756, Fax. 031-5913752  
Laman : <http://pns.unair.ac.id> email : [dekan@fkep.unair.ac.id](mailto:dekan@fkep.unair.ac.id)


Nomor : 1952/UN3.1.13/DL/2020 28 Juli 2020  
Lampiran : -  
Perihal : **Permohonan Fasilitas  
Survey Pengambilan Data Awal**

Kepada Yth. : Kepala Bakesbangpol dan Linmas  
Kota Surabaya

Sehubungan dengan akan dilaksanakannya survey pengambilan data awal bagi mahasiswa Program Studi Keperawatan Fakultas Keperawatan Universitas Airlangga, maka kami mohon kesediaan Bapak/ Ibu memberikan kesempatan kepada mahasiswa kami di bawah ini untuk melakukan pengumpulan data awal sebagai bahan penyusunan proposal penelitian

Nama : Ramadhani Wahyuingtyas  
NIM : 131611133110  
Faktor yang Berhubungan dengan Kesiapsiagaan Warga dalam Menghadapi Kebakaran di Pesisir Pantai Kenjeran  
Judul Skripsi : Surabaya  
Pembimbing Ketua : Dr. Yulis Setiya Dewi, S.Kep.Ns., M.Ng.  
Pembimbing : Laily Hidayati S.Kep., Ns., M.Kep

Atas perhatian dan kerjasama Bapak/ Ibu, kami sampaikan terima kasih.

a.n. Dekan  
Wakil Dekan I  
  
Dr. Kusnanto, S.Kp., M.Kes.  
NIP. 196808291989031002

Tembusan:  
1. Camat Bulak Surabaya  
2. Lurah Bulak Surabaya



## Lampiran 3. Lembar Penjelasan Penelitian

**PENJELASAN PENELITIAN BAGI RESPONDEN**

**Judul Penelitian :** Faktor yang Berhubungan dengan Kesiapsiagaan Warga dalam Menghadapi Kebakaran di Pesisir Pantai Kenjeran Surabaya.

**Tujuan Umum**

Mengetahui faktor yang berhubungan dengan kesiapsiagaan warga dalam menghadapi kebakaran di pemukiman padat penduduk pesisir pantai Kenjeran.

**Tujuan Khusus**

1. Menganalisis hubungan faktor predisposisi usia terhadap kesiapsiagaan menghadapi bencana kebakaran di Pesisir Pantai Kenjeran.
2. Menganalisis hubungan faktor predisposisi jenis kelamin terhadap kesiapsiagaan menghadapi bencana kebakaran di Pesisir Pantai Kenjeran.
3. Menganalisis hubungan faktor predisposisi pendidikan terhadap kesiapsiagaan menghadapi bencana kebakaran di Pesisir Pantai Kenjeran.
4. Menganalisis hubungan faktor predisposisi yang pekerjaan terhadap kesiapsiagaan menghadapi bencana kebakaran di Pesisir Pantai Kenjeran.
5. Menganalisis hubungan faktor predisposisi pengetahuan terhadap kesiapsiagaan menghadapi bencana kebakaran di Pesisir Pantai Kenjeran.

**Perlakuan yang Akan Diberikan pada Responden**

Penelitian ini merupakan penelitian berdasarkan pengumpulan data satu kali waktu, sehingga tidak ada perlakuan apapun untuk responden. Responden hanya akan diminta mengisi kuesioner perihal data demografi, pengetahuan, dan kesiapsiagaan dengan menggunakan *google form*. Jumlah soal yaitu 37 butir yang membutuhkan waktu kurang-lebih 10 menit.

**Manfaat Penelitian bagi Responden**

Manfaat bagi masyarakat, diharapkan dapat memberikan informasi dan pengetahuan terkait gambaran kesiapsiagaan warga di pemukiman padat penduduk pesisir pantai Kenjeran dalam menghadapi bencana kebakaran.

**Bahaya Potensial**

Tidak ada bahaya potensial yang diakibatkan oleh keterlibatan responden. Penelitian ini tidak melakukan intervensi apapun melainkan hanya pengisian kuesioner.

**Hak untuk Undur Diri**

Keikutsertaan responden dalam penelitian ini bersifat sukarela dan responden berhak untuk mengundurkan diri kapanpun, tanpa menimbulkan konsekuensi yang merugikan responden dan apabila responden tidak bersedia mengikuti penelitian maka peneliti akan mencari responden lain yang bersedia.

**Jaminan Kerahasiaan Data**

Dalam penelitian ini, semua data dan informasi identitas responden akan dijaga kerahasiaannya yaitu dengan tidak mencantumkan identitas responden secara jelas dan pada laporan penelitian menggunakan kode.

**Adanya insentif untuk subyek**

Beberapa responden akan mendapatkan insentif berupa pulsa sebagai ucapan terima kasih karena telah bersedia menjadi subyek penelitian.

**Informasi Tambahan**

Subyek penelitian dapat menanyakan semua hal yang berkaitan dengan penelitian ini dengan menghubungi peneliti:

Nama : Ramadhani Wahyuningtyas

Email : [tyasramadhani83@gmail.com](mailto:tyasramadhani83@gmail.com)

Telp/WA : 081229328882

Lampiran 4. Surat Pernyataan Bersedia Menjadi Responden

***INFORMED CONSENT***

**(LEMBAR PERSETUJUAN MENJADI RESPONDEN)**

Saya yang bertanda tangan dibawah ini:

Nama :

Umur :

Jenis Kelamin : Laki-laki/Perempuan

Telah mendapat keterangan secara terinci dan jelas mengenai:

1. Penelitian yang berjudul “Faktor yang Berhubungan dengan Kesiapsiagaan Warga dalam Menghadapi Kebakaran di Pesisir Pantai Kenjeran Surabaya”.
2. Manfaat bersedia sebagai partisipasi penelitian
3. Prosedur penelitian

Berdasarkan penjelasan yang telah saya terima dari peneliti, maka dengan ini saya menyatakan bersedia/tidak bersedia secara suka rela dalam penelitian yang dilakukan oleh

Nama : Ramadhani Wahyuningtyas

Mahasiswa : S1 Fakultas Keperawatan Universitas Airlangga Surabaya dengan pembimbing Dr. Yulis Setiya Dewi, S.Kep.Ns., M.Ng. dan Laily Hidayati, S.Kep., Ns., M.Kep.

Dengan penuh kesadaran serta tanpa keterpaksaan. Serta memiliki kesempatan mengajukan pertanyaan mengenai segala sesuatu yang berhubungan dengan penelitian tersebut, saya menyatakan **BERSEDIA/ TIDAK BERSEDIA**\*) menjadi peserta/ responden penelitian ini.

Demikian pernyataan ini saya buat dengan sebenar-benarnya tanpa tekanan dari pihak manapun.

Surabaya, .....2020

Peneliti,

Responden,

(Ramadhani Wahyuningtyas)

(.....)

Keterangan: \*) Coret yang tidak perlu

## Lampiran 5. Lembar Data Demografi



**PROGRAM STUDI KEPERAWATAN  
FAKULTAS KEPERAWATAN UNIVERSITAS**

**DATA RESPONDEN**

**“FAKTOR YANG BERHUBUNGAN DENGAN KESIAPSIAGAAN  
WARGA DALAM MENGHADAPI KEBAKARAN DI PESISIR PANTAI  
KENJERAN SURABAYA”**

Daftar pertanyaan ini dimaksudkan untuk keperluan studi atau penelitian, maka dengan kerendahan hati Bapak/Ibu/Saudara, kami mohon berkenan mengisinya dengan lengkap dan benar. Hasil penelitian ini semata-mata digunakan untuk kepentingan studi. Atas Kesediaan Bapak/Ibu/Saudara, kami sampaikan banyak terima kasih.

**Petunjuk pengisian kuesioner :** beri tanda X, O, atau  $\surd$

1. Nama :
2. Umur :
3. Jenis Kelamin : Perempuan / Laki-laki
4. Alamat Rumah :
5. Pendidikan Terakhir :
 

|                                 |                     |
|---------------------------------|---------------------|
| 1) Tidak Sekolah/Tidak Lulus SD | 4) Lulus SLTA/SMA   |
| 2) Lulus SD                     | 5) Diploma I/II/III |
| 3) Lulus SLTP/SMP               | 6) Sarjana          |
6. Pekerjaan
 

|                            |                 |
|----------------------------|-----------------|
| 1) PNS                     | 4) Nelayan      |
| 2) Pegawai Swasta/Karyawan | 5) Pensiun      |
| 3) Pedagang /Wiraswasta    | 6) Lainnya..... |

## Lampiran 6. Lembar Kuesioner Pengetahuan



**PROGRAM STUDI KEPERAWATAN**  
**FAKULTAS KEPERAWATAN UNIVERSITAS AIRLANGGA**

---

**LEMBAR KUISONER**
**PENGETAHUAN BENCANA KEBAKARAN**
**Petunjuk:**

Berikan tanda centang (√) pada jawaban yang ada dibawah ini sesuai dengan pendapat anda.

| No                        | Pernyataan  | Jawaban |       |
|---------------------------|---|---------|-------|
|                           |   | Benar   | Salah |
| <b>Definisi</b>           |   |         |       |
| 1                         | Kebakaran adalah suatu peristiwa oksidasi yang melibatkan tiga unsur yang harus ada, yaitu: bahan bakar, oksigen, dan sumber panas                                |         |       |
| 2                         | Kebakaran dapat terjadi jika terdapat unsur bahan bakar dan sumber panas saja   |         |       |
| <b>Penyebab kebakaran</b> |   |         |       |
| 3                         | Kebakaran dapat terjadi karena peralatan listrik, rokok, gesekan, percikan api dan bahan yang terlalu panas   |         |       |
| 4                         | Penyebab paling besar kebakaran adalah kegiatan manusia yang ceroboh  |         |       |
| 5                         | Menyimpan bahan bakar (minyak gas, bensin, solar, dan lain-lain) ditempat terbuka dan terpapar sinar matahari secara langsung dapat menyebabkan ledakan kebakaran |         |       |
| 6                         | Menyalakan kembang api dekat dengan kabel listrik berisiko menyebabkan terjadinya kebakaran   |         |       |

| No                               | Pernyataan   | Jawaban |       |
|----------------------------------|--|---------|-------|
|                                  |  | Benar   | Salah |
| 7                                | Menggunakan peralatan listrik yang berlebihan secara bersamaan dan dalam waktu yang lama menjadi salah satu penyebab kebakaran   |         |       |
| 8                                | Merokok didalam ruangan tertutup / kamar dapat mengakibatkan terjadinya kebakaran  |         |       |
| <b>Upaya menangani kebakaran</b> |  |         |       |
| 9                                | Jika terjadi kebakaran skala kecil (missal kebakaran pada kompor saat memasak), langkah atau cara untuk memadamkan menggunakan lap / kain basah                            |         |       |
| 10                               | Mematikan serta mencabut peralatan listrik dari stop kontak jika tidak digunakan merupakan salah satu upaya mencegah kebakaran   |         |       |
| 11                               | Setiap rumah perlu menggunakan alat pengaman instalasi listrik (sekring)   |         |       |
| 12                               | Perlu adanya jalur evakuasi dan titik kumpul untuk melakukan evakuasi apabila terjadi bencana atau keadaan darurat   |         |       |
| 13                               | Pintu darurat harus mudah untuk dibuka dan searah jalur evakuasi yang menuju ke titik kumpul   |         |       |
| 14                               | Pemasangan dan penempatan APAR dan Hidrant harus ditempatkan pada posisi yang mudah dilihat, mudah dicapai, dan diambil serta dilengkapi dengan pemberian tanda pemasangan |         |       |
| 15                               | APAR dan Hidrant perlu ditempatkan di ruang terbuka dan harus dilindungi dengan tutup pengaman   |         |       |
| <b>Dampak kebakaran</b>          |  |         |       |
| 16                               | Kebakaran dapat menyebabkan terjadinya ledakan dan radiasi panas   |         |       |
| 17                               | Adanya gas berbahaya dapat menyebabkan iritasi dan sesak nafas   |         |       |
| 18                               | Asap tebal yang muncul dari kebakaran diruangan terbuka dapat mematikan  |         |       |



## Lampiran 7. Lembar Kuesioner Kesiapsiagaan



PROGRAM STUDI KEPERAWATAN

FAKULTAS KEPERAWATAN UNIVERSITAS AIRLANGGA


**LEMBAR KUISONER****KESIAPSIAGAAN MENGHADAPI KEBAKARAN****Petunjuk:**

Pada tabel dibawah anda diminta untuk memberikan jawaban yang paling sesuai dengan diri anda. Berikan satu jawaban anda dengan memberi centang (√) pada 4 kolom yang telah disediakan.

| No                           | Pernyataan   | Kesiapsiagaan |               |        |        |
|------------------------------|--|---------------|---------------|--------|--------|
|                              |  | Tidak Pernah  | Kadang-Kadang | Sering | Selalu |
| <b>Kebijakan dan Panduan</b> |  |               |               |        |        |
| 1                            | Selama ini sudah pernah dilakukan penyuluhan dan pelatihan dari pemerintah untuk masyarakat terkait cara menangani kebakaran |               |               |        |        |
| 2                            | Saya berhati-hati saat berada di tempat berpotensi kebakaran   |               |               |        |        |
| 3                            | Saya akan mengikuti latihan kesiapsiagaan kebakaran  |               |               |        |        |
| <b>Mobilisasi</b>            |  |               |               |        |        |
| 4                            | Saya akan keluar melalui jalan keluar yang aman sesuai dengan rencana evakuasi ketika terjadi kebakaran                      |               |               |        |        |
| 5                            | Saya akan mencari tempat perlindungan untuk menyelamatkan diri berkumpul di area yang aman saat terjadi kebakaran            |               |               |        |        |
| 6                            | Saya akan menjauhi bagian bangunan yang mudah jatuh akibat kebakaran   |               |               |        |        |
| 7                            | Saya akan lari ke tempat terdekat yang mendekati sumber air  |               |               |        |        |

| No                               | Pernyataan   | Kesiapsiagaan |               |        |        |
|----------------------------------|--|---------------|---------------|--------|--------|
|                                  |  | Tidak Pernah  | Kadang-Kadang | Sering | Selalu |
| <b>Rencana tanggap darurat</b>   |  |               |               |        |        |
| 8                                | Pihak pemerintah telah menyediakan peta jalur evakuasi dan <i>assembly point</i> (titik kumpul) bagi masyarakat.                                 |               |               |        |        |
| 9                                | Selama ini sudah tersedia lokasi titik kumpul jika terjadi kebakaran dengan lokasi di area terbuka dan mudah diakses                             |               |               |        |        |
| 10                               | Saya akan menghubungi petugas pemadam kebakaran ketika terjadi kebakaran   |               |               |        |        |
| 11                               | Saya akan berusaha menyelamatkan diri sendiri tanpa memperdulikan orang disekeliling   |               |               |        |        |
| <b>Sistem Proteksi Kebakaran</b> |  |               |               |        |        |
| 12                               | Setiap rumah warga dipasang kentongan maupun alat pemadam api ringan   |               |               |        |        |
| 13                               | Tersedia sistem proteksi seperti hydrant di setiap RT  |               |               |        |        |
| 14                               | Terdapat pintu darurat di setiap rumah untuk jalan keluar masuk ketika terjadi kebakaran   |               |               |        |        |
| 15                               | Ketika terjadi kebakaran langsung mengambil kain basah dan meletakkannya   |               |               |        |        |
| 16                               | Saya tidak memiliki alat komunikasi yang digunakan saat kondisi darurat  |               |               |        |        |
| <b>Fasilitas Umum</b>            |  |               |               |        |        |
| 17                               | Terdapat fasilitas kesehatan umum terdekat seperti puskesmas, apotek, dokter praktik   |               |               |        |        |
| 18                               | Tersedia transportasi seperti kendaraan bermotor, atau mobil   |               |               |        |        |
| 19                               | Setiap RT/RW sudah memiliki sarana komunikasi seperti pemancar radio, handy talki maupun kentongan untuk menginformasikan jika terjadi kebakaran |               |               |        |        |

## Lampiran 8. Sertifikat Izin Etik



KOMISI ETIK PENELITIAN KESEHATAN  
HEALTH RESEARCH ETHICS COMMITTEE  
FAKULTAS KEPERAWATAN UNIVERSITAS AIRLANGGA  
FACULTY OF NURSING UNIVERSITAS AIRLANGGA

**KETERANGAN LOLOS KAJI ETIK**  
DESCRIPTION OF ETHICAL APPROVAL

**“ETHICAL APPROVAL”**  
No : 2123-KEPK


Komite Etik Penelitian Kesehatan Fakultas Keperawatan Universitas Airlangga dalam upaya melindungi hak asasi dan kesejahteraan subyek penelitian kesehatan, telah mengkaji dengan teliti protokol berjudul :

*The Committee of Ethical Approval in the Faculty of Nursing Universitas Airlangga, with regards of the protection of Human Rights and welfare in health research, carefully reviewed the research protocol entitled :*

**“FAKTOR YANG BERHUBUNGAN DENGAN KESIAPSIAGAAN WARGA DALAM MENGHADAPI KEBAKARAN DI PESISIR PANTAI KENJERAN SURABAYA”**

Peneliti utama : **Ramadhani Wahyuningtyas**  
*Principal Investigator*  
Nama Institusi : Fakultas Keperawatan Universitas Airlangga  
*Name of the Institution*  
Unit/Lembaga/Tempat Penelitian : Surabaya  
*Setting of research*

**Dan telah menyetujui protokol tersebut di atas melalui Di percepat.**  
*And approved the above-mentioned protocol with Expedited.*

Surabaya, 4 November 2020  
Ketua, (CHAIRMAN)  
  
**Dr. Joni Haryanto, S.Kp., M.Si.**  
NIP. 1963 0608 1991 03 1002

*\*Masa berlaku 1 tahun*  
*1 year validity period*

## Lampiran 9. Tabulasi Data

## 1. Pengetahuan

| No | Umur: | Jenis Kelamin: | Pendidikan Terakhir: | Perkerjaan:             | Pengetahuan |   |   |   |   |   |   |   |   |    |    |    |    |    |    |    |    |    | Persentase | Koding |
|----|-------|----------------|----------------------|-------------------------|-------------|---|---|---|---|---|---|---|---|----|----|----|----|----|----|----|----|----|------------|--------|
|    |       |                |                      |                         | 1           | 2 | 3 | 4 | 5 | 6 | 7 | 8 | 9 | 10 | 11 | 12 | 13 | 14 | 15 | 16 | 17 | 18 |            |        |
| 1  | 21    | Perempuan      | Lulus SLTA/SMA       | Mahasiswa               | 1           | 1 | 0 | 1 | 1 | 1 | 1 | 1 | 1 | 1  | 1  | 1  | 1  | 1  | 1  | 1  | 1  | 1  | 94.44%     | 3      |
| 2  | 23    | Laki-laki      | Lulus SLTP/SMP       | Mahasiswa               | 1           | 0 | 0 | 1 | 1 | 1 | 1 | 1 | 1 | 1  | 0  | 0  | 1  | 1  | 1  | 1  | 1  | 1  | 77.78%     | 3      |
| 3  | 21    | Perempuan      | Lulus SLTA/SMA       | Mahasiswa               | 1           | 1 | 0 | 1 | 1 | 1 | 1 | 1 | 1 | 1  | 1  | 1  | 0  | 1  | 1  | 1  | 1  | 1  | 88.89%     | 3      |
| 4  | 23    | Perempuan      | Lulus SD             | Mahasiswa               | 1           | 0 | 0 | 1 | 1 | 1 | 1 | 1 | 1 | 1  | 1  | 1  | 1  | 1  | 1  | 1  | 1  | 1  | 88.89%     | 3      |
| 5  | 22    | Perempuan      | Lulus SLTA/SMA       | Pegawai Swasta/Karyawan | 1           | 0 | 1 | 0 | 1 | 1 | 1 | 1 | 1 | 1  | 1  | 1  | 1  | 1  | 1  | 1  | 1  | 1  | 88.89%     | 3      |
| 6  | 33    | Laki-laki      | Sarjana              | Pegawai Swasta/Karyawan | 1           | 0 | 0 | 1 | 1 | 1 | 1 | 1 | 1 | 1  | 1  | 1  | 1  | 1  | 1  | 1  | 1  | 1  | 88.89%     | 3      |
| 7  | 23    | Perempuan      | Sarjana              | Pegawai Swasta/Karyawan | 1           | 1 | 0 | 0 | 1 | 1 | 1 | 1 | 1 | 1  | 0  | 0  | 0  | 1  | 1  | 1  | 1  | 1  | 72.22%     | 2      |
| 8  | 34    | Perempuan      | Diploma I/II/III     | Pegawai Swasta/Karyawan | 1           | 0 | 0 | 1 | 1 | 1 | 1 | 1 | 1 | 1  | 1  | 1  | 1  | 1  | 1  | 1  | 1  | 1  | 88.89%     | 3      |
| 9  | 28    | Perempuan      | Lulus SLTA/SMA       | Ibu Rumah Tangga        | 1           | 0 | 1 | 1 | 1 | 1 | 1 | 1 | 1 | 1  | 1  | 0  | 1  | 1  | 1  | 1  | 1  | 1  | 88.89%     | 3      |
| 10 | 22    | Perempuan      | Lulus SLTP/SMP       | Baru lulus              | 1           | 0 | 1 | 1 | 1 | 1 | 1 | 1 | 1 | 1  | 1  | 1  | 1  | 1  | 1  | 1  | 1  | 1  | 94.44%     | 3      |
| 11 | 39    | Perempuan      | Lulus SLTA/SMA       | Ibu rumah tangga        | 1           | 1 | 1 | 1 | 1 | 1 | 1 | 1 | 1 | 1  | 1  | 1  | 1  | 1  | 1  | 1  | 1  | 1  | 100.00%    | 3      |
| 12 | 31    | Laki-laki      | Sarjana              | Pegawai Swasta/Karyawan | 1           | 0 | 0 | 1 | 1 | 1 | 1 | 1 | 1 | 1  | 1  | 1  | 1  | 1  | 1  | 1  | 1  | 1  | 88.89%     | 3      |
| 13 | 22    | Perempuan      | Lulus SLTA/SMA       | Pegawai Swasta/Karyawan | 1           | 1 | 0 | 1 | 1 | 1 | 1 | 1 | 1 | 1  | 0  | 0  | 0  | 1  | 1  | 1  | 1  | 1  | 77.78%     | 3      |

|    |    |           |                  |                         |   |   |   |   |   |   |   |   |   |   |   |   |   |   |   |   |   |   |         |   |
|----|----|-----------|------------------|-------------------------|---|---|---|---|---|---|---|---|---|---|---|---|---|---|---|---|---|---|---------|---|
| 14 | 21 | Perempuan | Sarjana          | Belum bekerja           | 1 | 0 | 0 | 0 | 1 | 1 | 1 | 1 | 1 | 1 | 1 | 1 | 1 | 1 | 1 | 1 | 1 | 1 | 83.33%  | 3 |
| 15 | 23 | Perempuan | Sarjana          | Belum bekerja           | 1 | 0 | 0 | 1 | 1 | 1 | 1 | 1 | 1 | 1 | 1 | 1 | 0 | 1 | 1 | 1 | 1 | 1 | 83.33%  | 3 |
| 16 | 38 | Perempuan | Sarjana          | Ibu rumah tangga        | 1 | 0 | 0 | 1 | 1 | 1 | 1 | 1 | 1 | 1 | 1 | 1 | 1 | 1 | 1 | 1 | 1 | 1 | 88.89%  | 3 |
| 17 | 22 | Perempuan | Sarjana          | Belum kerja             | 1 | 0 | 0 | 1 | 1 | 1 | 1 | 1 | 1 | 1 | 1 | 1 | 1 | 1 | 1 | 1 | 1 | 1 | 88.89%  | 3 |
| 18 | 22 | Perempuan | Sarjana          | Alumni                  | 1 | 0 | 1 | 1 | 1 | 1 | 1 | 1 | 1 | 1 | 1 | 1 | 1 | 1 | 1 | 1 | 1 | 1 | 94.44%  | 3 |
| 19 | 23 | Perempuan | Sarjana          | Mahasiswa               | 1 | 0 | 0 | 0 | 1 | 1 | 1 | 1 | 1 | 1 | 0 | 0 | 0 | 1 | 1 | 1 | 1 | 1 | 66.67%  | 2 |
| 20 | 23 | Perempuan | Sarjana          | masih mencari pekerjaan | 1 | 0 | 0 | 0 | 1 | 1 | 1 | 1 | 1 | 1 | 1 | 0 | 1 | 0 | 1 | 1 | 1 | 1 | 72.22%  | 2 |
| 21 | 25 | Laki-laki | Sarjana          | Pegawai Swasta/Karyawan | 1 | 1 | 1 | 1 | 1 | 1 | 1 | 1 | 1 | 1 | 1 | 1 | 1 | 1 | 1 | 1 | 1 | 1 | 100.00% | 3 |
| 22 | 59 | Laki-laki | Lulus SLTA/SMA   | Pensiun                 | 1 | 1 | 1 | 1 | 1 | 1 | 1 | 0 | 1 | 1 | 0 | 1 | 0 | 0 | 1 | 1 | 0 | 0 | 72.22%  | 2 |
| 23 | 22 | Perempuan | Lulus SLTA/SMA   | Pedagang/Wiraswasta     | 1 | 1 | 1 | 1 | 1 | 1 | 1 | 1 | 1 | 1 | 1 | 1 | 1 | 1 | 1 | 1 | 1 | 1 | 100.00% | 3 |
| 24 | 23 | Perempuan | Sarjana          | Pegawai Swasta/Karyawan | 1 | 1 | 1 | 1 | 1 | 1 | 0 | 1 | 1 | 1 | 1 | 1 | 0 | 1 | 1 | 1 | 1 | 1 | 88.89%  | 3 |
| 25 | 22 | Laki-laki | Sarjana          | mahasiswa               | 1 | 1 | 1 | 1 | 0 | 1 | 1 | 1 | 1 | 1 | 1 | 1 | 1 | 1 | 1 | 1 | 1 | 1 | 94.44%  | 3 |
| 26 | 22 | Perempuan | Lulus SLTA/SMA   | Pedagang/Wiraswasta     | 1 | 1 | 1 | 1 | 1 | 1 | 1 | 1 | 1 | 1 | 1 | 1 | 1 | 1 | 1 | 1 | 1 | 1 | 100.00% | 3 |
| 27 | 22 | Perempuan | Lulus SLTA/SMA   | Mahasiswa               | 1 | 0 | 1 | 1 | 0 | 1 | 1 | 1 | 1 | 1 | 1 | 1 | 1 | 1 | 1 | 1 | 1 | 0 | 83.33%  | 3 |
| 28 | 22 | Perempuan | Sarjana          | Pegawai Swasta/Karyawan | 1 | 1 | 1 | 1 | 1 | 1 | 0 | 1 | 1 | 1 | 0 | 1 | 1 | 0 | 1 | 1 | 1 | 1 | 83.33%  | 3 |
| 29 | 22 | Perempuan | Diploma I/II/III | wiraswasta              | 1 | 1 | 1 | 1 | 0 | 1 | 1 | 0 | 1 | 1 | 0 | 1 | 1 | 1 | 1 | 1 | 1 | 1 | 83.33%  | 3 |
| 30 | 21 | Perempuan | Lulus SLTA/SMA   | Mahasiswa               | 1 | 1 | 1 | 1 | 0 | 1 | 0 | 1 | 1 | 1 | 1 | 1 | 0 | 1 | 1 | 1 | 1 | 1 | 83.33%  | 3 |
| 31 | 21 | Perempuan | Sarjana          | Mahasiswa               | 1 | 0 | 1 | 1 | 1 | 1 | 0 | 1 | 1 | 1 | 1 | 1 | 0 | 1 | 1 | 1 | 1 | 1 | 83.33%  | 3 |
| 32 | 20 | Perempuan | Lulus            | Pelajar/mahasiswa       | 1 | 1 | 1 | 1 | 1 | 1 | 1 | 1 | 1 | 1 | 1 | 1 | 1 | 1 | 1 | 1 | 0 | 0 | 94.44%  | 3 |

|    |    |           |                           |                            |   |   |   |   |   |   |   |   |   |   |   |   |   |   |   |   |         |   |
|----|----|-----------|---------------------------|----------------------------|---|---|---|---|---|---|---|---|---|---|---|---|---|---|---|---|---------|---|
| 33 | 51 | Perempuan | SLTA/SMA<br>Tidak Sekolah | Tidak bekerja              | 0 | 1 | 1 | 1 | 1 | 1 | 0 | 1 | 0 | 1 | 1 | 1 | 0 | 1 | 0 | 0 | 61.11%  | 2 |
| 34 | 40 | Laki-laki | Lulus<br>SLTP/SMP         | Nelayan                    | 0 | 1 | 1 | 1 | 0 | 1 | 0 | 1 | 0 | 0 | 0 | 1 | 1 | 0 | 0 | 0 | 44.44%  | 1 |
| 35 | 45 | Laki-laki | Lulus<br>SLTP/SMP         | Nelayan                    | 0 | 1 | 1 | 1 | 0 | 1 | 0 | 1 | 0 | 1 | 0 | 0 | 0 | 1 | 0 | 0 | 44.44%  | 1 |
| 36 | 22 | Perempuan | Sarjana                   | Pegawai<br>Swasta/Karyawan | 1 | 1 | 1 | 1 | 1 | 1 | 0 | 1 | 1 | 1 | 1 | 0 | 1 | 1 | 0 | 1 | 83.33%  | 3 |
| 37 | 56 | Perempuan | Lulus<br>SLTA/SMA         | Nelayan                    | 1 | 0 | 1 | 1 | 0 | 1 | 0 | 1 | 0 | 1 | 0 | 0 | 0 | 1 | 1 | 0 | 50.00%  | 1 |
| 38 | 22 | Perempuan | Lulus<br>SLTP/SMP         | Masih mahasiswa            | 1 | 0 | 1 | 1 | 1 | 1 | 1 | 1 | 1 | 1 | 1 | 1 | 1 | 1 | 1 | 1 | 94.44%  | 3 |
| 39 | 44 | Laki-laki | Lulus<br>SLTA/SMA         | Pedagang/Wiraswasta        | 1 | 1 | 1 | 0 | 0 | 1 | 0 | 1 | 1 | 1 | 0 | 1 | 1 | 0 | 1 | 1 | 66.67%  | 2 |
| 40 | 26 | Perempuan | Lulus<br>SLTA/SMA         | Ibu Rumah Tangga           | 0 | 0 | 1 | 0 | 0 | 1 | 1 | 1 | 0 | 0 | 1 | 1 | 0 | 1 | 1 | 0 | 55.56%  | 1 |
| 41 | 35 | Perempuan | Lulus<br>SLTA/SMA         | Pedagang/Wiraswasta        | 1 | 0 | 1 | 0 | 1 | 1 | 0 | 1 | 1 | 0 | 1 | 1 | 0 | 0 | 1 | 1 | 61.11%  | 2 |
| 42 | 47 | Laki-laki | Lulus<br>SLTP/SMP         | Nelayan                    | 1 | 1 | 0 | 1 | 0 | 1 | 1 | 1 | 0 | 0 | 0 | 1 | 0 | 1 | 0 | 1 | 55.56%  | 1 |
| 43 | 50 | Laki-laki | Lulus SD                  | Nelayan                    | 1 | 1 | 0 | 1 | 0 | 1 | 1 | 0 | 0 | 1 | 1 | 1 | 1 | 1 | 0 | 1 | 66.67%  | 2 |
| 44 | 55 | Laki-laki | Lulus<br>SLTP/SMP         | Nelayan                    | 1 | 1 | 0 | 1 | 1 | 1 | 1 | 0 | 0 | 1 | 1 | 1 | 1 | 0 | 0 | 1 | 66.67%  | 2 |
| 45 | 55 | Laki-laki | Lulus<br>SLTP/SMP         | Nelayan                    | 0 | 1 | 1 | 1 | 0 | 1 | 1 | 0 | 0 | 1 | 1 | 1 | 1 | 0 | 0 | 1 | 61.11%  | 2 |
| 46 | 55 | Laki-laki | Lulus<br>SLTP/SMP         | Nelayan                    | 0 | 1 | 1 | 1 | 1 | 1 | 1 | 0 | 0 | 1 | 1 | 1 | 1 | 1 | 0 | 0 | 72.22%  | 2 |
| 47 | 54 | Laki-laki | Lulus<br>SLTP/SMP         | Nelayan                    | 1 | 1 | 1 | 1 | 1 | 1 | 1 | 1 | 1 | 1 | 1 | 1 | 1 | 1 | 1 | 1 | 100.00% | 3 |
| 48 | 51 | Laki-laki | Lulus<br>SLTP/SMP         | Nelayan                    | 0 | 1 | 1 | 1 | 0 | 1 | 1 | 0 | 0 | 1 | 1 | 1 | 1 | 0 | 0 | 0 | 61.11%  | 2 |

|    |    |           |                |                         |   |   |   |   |   |   |   |   |   |   |   |   |   |   |   |   |   |   |         |        |   |
|----|----|-----------|----------------|-------------------------|---|---|---|---|---|---|---|---|---|---|---|---|---|---|---|---|---|---|---------|--------|---|
| 49 | 50 | Laki-laki | Lulus SLTP/SMP | Nelayan                 | 0 | 1 | 1 | 1 | 1 | 1 | 1 | 0 | 0 | 1 | 1 | 1 | 1 | 1 | 0 | 0 | 0 | 1 | 66.67%  | 2      |   |
| 50 | 59 | Laki-laki | Lulus SLTP/SMP | Nelayan                 | 0 | 1 | 1 | 1 | 1 | 1 | 1 | 0 | 0 | 1 | 1 | 1 | 1 | 1 | 0 | 1 | 0 | 1 | 72.22%  | 2      |   |
| 51 | 50 | Laki-laki | Lulus SLTP/SMP | Nelayan                 | 0 | 1 | 1 | 1 | 1 | 1 | 1 | 0 | 0 | 1 | 1 | 1 | 1 | 1 | 0 | 1 | 0 | 1 | 72.22%  | 2      |   |
| 52 | 39 | Perempuan | Lulus SLTP/SMP | Pedagang/Wiraswasta     | 0 | 1 | 1 | 1 | 1 | 1 | 1 | 0 | 1 | 1 | 0 | 1 | 1 | 1 | 0 | 1 | 0 | 1 | 72.22%  | 2      |   |
| 53 | 39 | Laki-laki | Lulus SLTA/SMA | Pedagang/Wiraswasta     | 0 | 1 | 1 | 1 | 1 | 1 | 1 | 0 | 0 | 1 | 1 | 1 | 1 | 1 | 0 | 0 | 0 | 1 | 66.67%  | 2      |   |
| 54 | 59 | Laki-laki | Lulus SLTP/SMP | Nelayan                 | 0 | 1 | 1 | 1 | 1 | 1 | 1 | 1 | 1 | 1 | 1 | 1 | 1 | 1 | 0 | 0 | 1 | 1 | 83.33%  | 3      |   |
| 55 | 54 | Perempuan | Lulus SD       | Pedagang/Wiraswasta     | 1 | 1 | 1 | 1 | 1 | 1 | 1 | 1 | 1 | 1 | 0 | 1 | 1 | 1 | 0 | 0 | 0 | 1 | 77.78%  | 3      |   |
| 56 | 24 | Perempuan | Lulus SLTA/SMA | Pedagang/Wiraswasta     | 1 | 1 | 1 | 1 | 1 | 1 | 1 | 1 | 1 | 1 | 1 | 1 | 1 | 1 | 0 | 1 | 0 | 1 | 88.89%  | 3      |   |
| 57 | 39 | Perempuan | Lulus SLTA/SMA | Pegawai Swasta/Karyawan | 1 | 1 | 1 | 1 | 1 | 1 | 1 | 1 | 1 | 1 | 1 | 1 | 1 | 1 | 1 | 1 | 1 | 1 | 100.00% | 3      |   |
| 58 | 56 | Laki-laki | Sarjana        | PNS                     | 1 | 1 | 1 | 1 | 1 | 1 | 1 | 1 | 1 | 1 | 1 | 1 | 1 | 1 | 1 | 1 | 1 | 1 | 100.00% | 3      |   |
| 59 | 45 | Perempuan | Sarjana        | PNS                     | 1 | 1 | 1 | 1 | 1 | 1 | 1 | 1 | 1 | 1 | 1 | 1 | 1 | 1 | 1 | 1 | 1 | 1 | 100.00% | 3      |   |
| 60 | 28 | Perempuan | Sarjana        | Pegawai Swasta/Karyawan | 1 | 1 | 1 | 1 | 1 | 1 | 1 | 1 | 1 | 1 | 1 | 1 | 1 | 1 | 1 | 1 | 1 | 1 | 100.00% | 3      |   |
| 61 | 41 | Laki-laki | Lulus SLTA/SMA | Pedagang/Wiraswasta     | 1 | 1 | 1 | 1 | 1 | 1 | 1 | 0 | 1 | 0 | 1 | 0 | 1 | 0 | 1 | 0 | 1 | 0 | 1       | 72.22% | 2 |
| 62 | 49 | Perempuan | Lulus SLTP/SMP | Pedagang/Wiraswasta     | 0 | 1 | 1 | 1 | 1 | 1 | 1 | 0 | 1 | 0 | 1 | 1 | 1 | 1 | 0 | 1 | 0 | 1 | 72.22%  | 2      |   |
| 63 | 55 | Laki-laki | Lulus SLTP/SMP | Nelayan                 | 0 | 1 | 1 | 1 | 1 | 1 | 1 | 0 | 0 | 1 | 1 | 1 | 1 | 1 | 0 | 0 | 0 | 1 | 66.67%  | 2      |   |
| 64 | 54 | Perempuan | Lulus SLTP/SMP | Pedagang/Wiraswasta     | 0 | 1 | 1 | 1 | 1 | 1 | 0 | 0 | 0 | 1 | 1 | 1 | 1 | 1 | 0 | 0 | 0 | 1 | 61.11%  | 2      |   |
| 65 | 52 | Perempuan | Lulus SLTP/SMP | Pedagang/Wiraswasta     | 0 | 1 | 1 | 1 | 1 | 1 | 0 | 0 | 1 | 1 | 0 | 1 | 1 | 1 | 0 | 0 | 0 | 1 | 61.11%  | 2      |   |

|    |    |           |                |                         |   |   |   |   |   |   |   |   |   |   |   |   |   |   |   |   |   |   |         |   |
|----|----|-----------|----------------|-------------------------|---|---|---|---|---|---|---|---|---|---|---|---|---|---|---|---|---|---|---------|---|
| 66 | 35 | Perempuan | Lulus SLTA/SMA | Ibu rumah tangga        | 0 | 1 | 1 | 1 | 1 | 1 | 1 | 0 | 0 | 1 | 0 | 1 | 1 | 1 | 0 | 1 | 0 | 0 | 61.11%  | 2 |
| 67 | 36 | Perempuan | Lulus SLTA/SMA | Ibu rumah tangga        | 0 | 1 | 1 | 1 | 1 | 1 | 1 | 0 | 0 | 1 | 0 | 1 | 1 | 1 | 0 | 1 | 0 | 1 | 66.67%  | 2 |
| 68 | 44 | Perempuan | Lulus SLTA/SMA | Ibu rumah tangga        | 1 | 1 | 0 | 1 | 1 | 1 | 1 | 0 | 0 | 1 | 0 | 1 | 1 | 1 | 1 | 1 | 0 | 1 | 72.22%  | 2 |
| 69 | 44 | Perempuan | Lulus SLTP/SMP | Ibu rumah tangga        | 1 | 1 | 0 | 0 | 1 | 1 | 1 | 1 | 1 | 1 | 1 | 1 | 1 | 1 | 1 | 1 | 0 | 1 | 83.33%  | 3 |
| 70 | 48 | Perempuan | Lulus SLTA/SMA | Pedagang/Wiraswasta     | 1 | 0 | 1 | 1 | 1 | 1 | 1 | 0 | 0 | 1 | 1 | 1 | 1 | 1 | 0 | 1 | 0 | 1 | 72.22%  | 2 |
| 71 | 48 | Perempuan | Lulus SLTP/SMP | Pedagang/Wiraswasta     | 1 | 1 | 1 | 1 | 1 | 1 | 1 | 1 | 1 | 1 | 1 | 1 | 1 | 1 | 1 | 1 | 1 | 1 | 100.00% | 3 |
| 72 | 56 | Perempuan | Lulus SLTP/SMP | Ibu rumah tangga        | 1 | 1 | 1 | 1 | 1 | 1 | 1 | 1 | 0 | 1 | 1 | 1 | 1 | 1 | 0 | 1 | 0 | 1 | 83.33%  | 3 |
| 73 | 51 | Laki-laki | Lulus SLTP/SMP | Nelayan                 | 1 | 1 | 1 | 1 | 1 | 1 | 1 | 1 | 1 | 1 | 1 | 1 | 1 | 1 | 1 | 1 | 1 | 1 | 100.00% | 3 |
| 74 | 55 | Laki-laki | Lulus SLTA/SMA | Nelayan                 | 1 | 1 | 1 | 1 | 1 | 1 | 1 | 1 | 0 | 1 | 1 | 1 | 1 | 1 | 0 | 1 | 0 | 1 | 83.33%  | 3 |
| 75 | 56 | Laki-laki | Lulus SLTA/SMA | Pedagang/Wiraswasta     | 1 | 1 | 1 | 1 | 1 | 1 | 1 | 1 | 1 | 1 | 1 | 1 | 1 | 1 | 1 | 1 | 0 | 1 | 94.44%  | 3 |
| 76 | 46 | Perempuan | Lulus SLTA/SMA | Pedagang/Wiraswasta     | 0 | 1 | 1 | 1 | 1 | 1 | 1 | 1 | 0 | 1 | 1 | 1 | 1 | 1 | 1 | 1 | 1 | 1 | 88.89%  | 3 |
| 77 | 32 | Perempuan | Lulus SLTA/SMA | Pegawai Swasta/Karyawan | 1 | 1 | 1 | 1 | 1 | 1 | 1 | 1 | 1 | 1 | 1 | 1 | 1 | 1 | 1 | 1 | 1 | 1 | 100.00% | 3 |
| 78 | 33 | Perempuan | Lulus SLTA/SMA | Pegawai Swasta/Karyawan | 1 | 1 | 1 | 1 | 1 | 1 | 1 | 1 | 1 | 1 | 1 | 1 | 1 | 1 | 1 | 1 | 1 | 1 | 100.00% | 3 |
| 79 | 45 | Laki-laki | Lulus SLTA/SMA | Pedagang/Wiraswasta     | 0 | 1 | 1 | 1 | 1 | 1 | 1 | 1 | 1 | 1 | 1 | 1 | 1 | 1 | 0 | 1 | 1 | 1 | 88.89%  | 3 |
| 80 | 26 | Perempuan | Lulus SLTA/SMA | Pedagang/Wiraswasta     | 1 | 1 | 1 | 1 | 1 | 1 | 1 | 1 | 0 | 1 | 0 | 1 | 1 | 1 | 1 | 1 | 1 | 1 | 88.89%  | 3 |
| 81 | 30 | Perempuan | Lulus SLTA/SMA | Ibu rumah tangga        | 0 | 1 | 1 | 1 | 1 | 1 | 1 | 1 | 1 | 1 | 0 | 1 | 1 | 1 | 1 | 1 | 1 | 1 | 88.89%  | 3 |
| 82 | 42 | Perempuan | Lulus          | Pedagang/Wiraswasta     | 0 | 1 | 1 | 1 | 1 | 1 | 1 | 1 | 1 | 1 | 0 | 1 | 1 | 1 | 1 | 1 | 1 | 1 | 88.89%  | 3 |



|    |    |           | SLTA/SMA       |                         |   |   |   |   |   |   |   |   |   |   |   |   |   |   |   |   |   |   |   |   |         |   |
|----|----|-----------|----------------|-------------------------|---|---|---|---|---|---|---|---|---|---|---|---|---|---|---|---|---|---|---|---|---------|---|
| 83 | 49 | Laki-laki | Lulus SLTA/SMA | Pegawai Swasta/Karyawan | 1 | 1 | 1 | 1 | 1 | 1 | 1 | 1 | 1 | 1 | 1 | 1 | 1 | 1 | 1 | 1 | 1 | 1 | 1 | 1 | 100.00% | 3 |
| 84 | 50 | Laki-laki | Lulus SLTA/SMA | Nelayan                 | 1 | 1 | 1 | 1 | 1 | 1 | 1 | 1 | 0 | 1 | 0 | 1 | 1 | 1 | 1 | 1 | 1 | 1 | 1 | 1 | 88.89%  | 3 |
| 85 | 33 | Perempuan | Lulus SLTP/SMP | Pedagog/Wiraswasta      | 0 | 1 | 1 | 1 | 1 | 1 | 1 | 1 | 0 | 1 | 0 | 1 | 1 | 1 | 1 | 1 | 1 | 1 | 1 | 1 | 83.33%  | 3 |
| 86 | 42 | Perempuan | Lulus SLTA/SMA | Ibu rumah tangga        | 0 | 1 | 1 | 1 | 1 | 0 | 1 | 1 | 0 | 1 | 0 | 1 | 1 | 1 | 1 | 1 | 1 | 1 | 1 | 1 | 77.78%  | 3 |
| 87 | 27 | Perempuan | Lulus SLTA/SMA | Pedagog/Wiraswasta      | 0 | 1 | 1 | 1 | 1 | 1 | 1 | 1 | 0 | 1 | 0 | 1 | 1 | 1 | 0 | 1 | 1 | 1 | 1 | 1 | 77.78%  | 3 |
| 88 | 32 | Perempuan | Lulus SLTA/SMA | Ibu rumah tangga        | 1 | 1 | 1 | 1 | 1 | 1 | 1 | 1 | 1 | 1 | 1 | 1 | 1 | 1 | 1 | 1 | 1 | 1 | 1 | 1 | 100.00% | 3 |
| 89 | 34 | Perempuan | Lulus SLTA/SMA | Pedagog/Wiraswasta      | 1 | 1 | 1 | 1 | 1 | 1 | 1 | 1 | 1 | 1 | 1 | 1 | 1 | 1 | 1 | 1 | 1 | 1 | 1 | 1 | 100.00% | 3 |
| 90 | 49 | Perempuan | Lulus SLTA/SMA | Ibu rumah tangga        | 0 | 1 | 1 | 1 | 1 | 1 | 1 | 1 | 0 | 1 | 0 | 1 | 1 | 1 | 1 | 1 | 1 | 1 | 1 | 0 | 77.78%  | 3 |
| 91 | 50 | Perempuan | Lulus SLTA/SMA | Pedagog/Wiraswasta      | 0 | 1 | 1 | 1 | 1 | 1 | 1 | 1 | 0 | 1 | 0 | 1 | 1 | 1 | 1 | 1 | 1 | 1 | 1 | 1 | 83.33%  | 3 |
| 92 | 51 | Laki-laki | Lulus SLTA/SMA | Nelayan                 | 1 | 1 | 1 | 1 | 1 | 1 | 1 | 1 | 1 | 1 | 1 | 1 | 1 | 1 | 1 | 1 | 1 | 1 | 1 | 1 | 100.00% | 3 |
| 93 | 33 | Perempuan | Lulus SLTA/SMA | Pegawai Swasta/Karyawan | 1 | 1 | 1 | 1 | 1 | 1 | 1 | 1 | 1 | 1 | 1 | 1 | 1 | 1 | 1 | 1 | 1 | 1 | 1 | 1 | 100.00% | 3 |
| 94 | 33 | Perempuan | Lulus SLTA/SMA | Pedagog/Wiraswasta      | 0 | 1 | 1 | 1 | 1 | 1 | 1 | 1 | 1 | 1 | 0 | 1 | 1 | 1 | 1 | 1 | 1 | 1 | 1 | 1 | 88.89%  | 3 |
| 95 | 50 | Laki-laki | Lulus SLTA/SMA | Nelayan                 | 1 | 1 | 1 | 1 | 1 | 1 | 1 | 1 | 1 | 1 | 1 | 1 | 1 | 1 | 1 | 1 | 1 | 1 | 1 | 1 | 100.00% | 3 |
| 96 | 27 | Perempuan | Lulus SLTA/SMA | Ibu rumah tangga        | 1 | 1 | 1 | 1 | 1 | 1 | 1 | 1 | 1 | 1 | 1 | 1 | 1 | 1 | 1 | 1 | 1 | 1 | 1 | 1 | 100.00% | 3 |
| 97 | 51 | Laki-laki | Lulus SLTA/SMA | Nelayan                 | 1 | 1 | 1 | 1 | 1 | 1 | 1 | 1 | 1 | 1 | 1 | 1 | 1 | 1 | 1 | 1 | 1 | 1 | 1 | 1 | 100.00% | 3 |
| 98 | 44 | Perempuan | Lulus SLTP/SMP | Pedagog/Wiraswasta      | 0 | 1 | 1 | 1 | 1 | 1 | 1 | 1 | 0 | 1 | 0 | 1 | 1 | 1 | 1 | 1 | 1 | 1 | 1 | 1 | 83.33%  | 3 |

|     |    |           |                  |                         |   |   |   |   |   |   |   |   |   |   |   |   |   |   |   |   |   |   |         |   |
|-----|----|-----------|------------------|-------------------------|---|---|---|---|---|---|---|---|---|---|---|---|---|---|---|---|---|---|---------|---|
| 99  | 35 | Perempuan | Lulus SLTA/SMA   | Pegawai Swasta/Karyawan | 1 | 1 | 1 | 1 | 1 | 1 | 1 | 1 | 0 | 1 | 1 | 1 | 1 | 1 | 1 | 1 | 1 | 1 | 94.44%  | 3 |
| 100 | 51 | Perempuan | Lulus SLTA/SMA   | Pedagang/Wiraswasta     | 0 | 1 | 1 | 1 | 1 | 1 | 1 | 1 | 1 | 1 | 1 | 1 | 1 | 1 | 1 | 1 | 1 | 1 | 94.44%  | 3 |
| 101 | 33 | Perempuan | Diploma I/II/III | Pegawai Swasta/Karyawan | 1 | 1 | 1 | 1 | 1 | 1 | 1 | 1 | 1 | 1 | 1 | 1 | 1 | 1 | 1 | 1 | 1 | 1 | 100.00% | 3 |
| 102 | 33 | Perempuan | Lulus SLTA/SMA   | Pegawai Swasta/Karyawan | 1 | 1 | 1 | 1 | 1 | 1 | 1 | 1 | 1 | 1 | 1 | 1 | 1 | 1 | 1 | 1 | 1 | 1 | 100.00% | 3 |
| 103 | 40 | Perempuan | Lulus SLTA/SMA   | Pedagang/Wiraswasta     | 1 | 1 | 1 | 1 | 1 | 1 | 1 | 1 | 1 | 1 | 1 | 1 | 1 | 1 | 1 | 1 | 1 | 1 | 100.00% | 3 |
| 104 | 46 | Perempuan | Lulus SLTA/SMA   | Pedagang/Wiraswasta     | 1 | 1 | 1 | 1 | 1 | 1 | 1 | 1 | 1 | 1 | 1 | 1 | 1 | 1 | 1 | 1 | 1 | 1 | 100.00% | 3 |
| 105 | 25 | Perempuan | Lulus SLTA/SMA   | Pedagang/Wiraswasta     | 1 | 1 | 1 | 1 | 1 | 1 | 1 | 1 | 1 | 1 | 1 | 1 | 1 | 1 | 1 | 1 | 1 | 1 | 100.00% | 3 |
| 106 | 34 | Perempuan | Lulus SLTA/SMA   | Pedagang/Wiraswasta     | 1 | 1 | 1 | 1 | 1 | 1 | 1 | 1 | 1 | 1 | 1 | 1 | 1 | 1 | 1 | 1 | 1 | 1 | 100.00% | 3 |
| 107 | 50 | Perempuan | Lulus SLTP/SMP   | Pedagang/Wiraswasta     | 1 | 1 | 1 | 1 | 1 | 1 | 1 | 1 | 1 | 1 | 1 | 1 | 1 | 1 | 1 | 1 | 1 | 1 | 100.00% | 3 |
| 108 | 48 | Perempuan | Lulus SLTA/SMA   | Pedagang/Wiraswasta     | 1 | 1 | 1 | 1 | 1 | 1 | 1 | 0 | 1 | 1 | 1 | 0 | 1 | 1 | 1 | 0 | 1 | 1 | 83.33%  | 3 |
| 109 | 34 | Perempuan | Lulus SLTA/SMA   | Pedagang/Wiraswasta     | 1 | 1 | 1 | 1 | 1 | 0 | 0 | 1 | 0 | 1 | 1 | 1 | 1 | 1 | 1 | 1 | 1 | 1 | 83.33%  | 3 |

## 2. Kesiapsiagaan

| No | Umur: | Jenis Kelamin: | Pendidikan Terakhir: | Perkerjaan:             | Kesiapsiagaan |   |   |   |   |   |   |   |   |    |    |    |    |    |    |    |    |    |    | Rerata |
|----|-------|----------------|----------------------|-------------------------|---------------|---|---|---|---|---|---|---|---|----|----|----|----|----|----|----|----|----|----|--------|
|    |       |                |                      |                         | 1             | 2 | 3 | 4 | 5 | 6 | 7 | 8 | 9 | 10 | 11 | 12 | 13 | 14 | 15 | 16 | 17 | 18 | 19 |        |
| 1  | 21    | Perempuan      | Lulus SLTA/SMA       | Mahasiswa               | 1             | 4 | 3 | 3 | 3 | 3 | 4 | 4 | 4 | 3  | 4  | 4  | 4  | 2  | 4  | 4  | 3  | 4  | 3  | 3.37   |
| 2  | 23    | Laki-laki      | Lulus SLTP/SMP       | Mahasiswa               | 3             | 2 | 3 | 2 | 2 | 3 | 3 | 3 | 3 | 3  | 3  | 3  | 3  | 3  | 3  | 3  | 3  | 3  | 2  | 2.79   |
| 3  | 21    | Perempuan      | Lulus SLTA/SMA       | Mahasiswa               | 1             | 1 | 1 | 2 | 4 | 2 | 4 | 4 | 4 | 3  | 4  | 4  | 4  | 3  | 3  | 3  | 2  | 3  | 2  | 2.84   |
| 4  | 23    | Perempuan      | Lulus SD             | Mahasiswa               | 3             | 3 | 3 | 3 | 3 | 3 | 3 | 3 | 3 | 4  | 4  | 4  | 2  | 3  | 1  | 2  | 2  | 2  | 1  | 2.74   |
| 5  | 22    | Perempuan      | Lulus SLTA/SMA       | Pegawai Swasta/Karyawan | 2             | 3 | 2 | 2 | 4 | 2 | 4 | 4 | 4 | 3  | 4  | 4  | 3  | 1  | 3  | 3  | 3  | 3  | 2  | 2.95   |
| 6  | 33    | Laki-laki      | Sarjana              | Pegawai Swasta/Karyawan | 2             | 2 | 2 | 3 | 4 | 4 | 4 | 4 | 4 | 4  | 4  | 3  | 3  | 4  | 4  | 4  | 4  | 4  | 4  | 3.53   |
| 7  | 23    | Perempuan      | Sarjana              | Pegawai Swasta/Karyawan | 2             | 3 | 2 | 1 | 4 | 2 | 4 | 4 | 4 | 4  | 4  | 3  | 4  | 1  | 3  | 3  | 3  | 4  | 2  | 3.00   |
| 8  | 34    | Perempuan      | Diploma I/II/III     | Pegawai Swasta/Karyawan | 1             | 2 | 1 | 1 | 4 | 4 | 4 | 4 | 4 | 4  | 4  | 4  | 4  | 1  | 3  | 4  | 4  | 4  | 4  | 3.21   |
| 9  | 28    | Perempuan      | Lulus SLTA/SMA       | Ibu Rumah Tangga        | 3             | 3 | 3 | 3 | 4 | 3 | 4 | 3 | 4 | 3  | 3  | 4  | 3  | 3  | 4  | 3  | 4  | 3  | 3  | 3.32   |
| 10 | 22    | Perempuan      | Lulus SLTP/SMP       | Baru lulus              | 2             | 3 | 3 | 2 | 3 | 3 | 3 | 3 | 4 | 4  | 4  | 4  | 4  | 3  | 3  | 3  | 3  | 2  | 2  | 3.05   |
| 11 | 39    | Perempuan      | Lulus SLTA/SMA       | Ibu rumah tangga        | 2             | 2 | 2 | 1 | 4 | 2 | 4 | 4 | 4 | 4  | 4  | 4  | 3  | 2  | 2  | 2  | 2  | 3  | 2  | 2.79   |
| 12 | 31    | Laki-laki      | Sarjana              | Pegawai Swasta/Karyawan | 1             | 3 | 3 | 4 | 4 | 4 | 4 | 4 | 4 | 4  | 4  | 4  | 4  | 4  | 3  | 4  | 3  | 4  | 2  | 3.53   |
| 13 | 22    | Perempuan      | Lulus SLTA/SMA       | Pegawai Swasta/Karyawan | 1             | 1 | 3 | 1 | 2 | 3 | 4 | 4 | 3 | 3  | 3  | 4  | 4  | 1  | 1  | 3  | 1  | 2  | 3  | 2.47   |
| 14 | 21    | Perempuan      | Sarjana              | Belum bekerja           | 3             | 3 | 3 | 3 | 4 | 4 | 4 | 4 | 4 | 4  | 4  | 4  | 4  | 4  | 4  | 4  | 4  | 4  | 4  | 3.79   |
| 15 | 23    | Perempuan      | Sarjana              | Belum bekerja           | 2             | 2 | 3 | 4 | 3 | 3 | 4 | 4 | 4 | 3  | 4  | 4  | 4  | 3  | 3  | 3  | 3  | 3  | 2  | 3.21   |

|    |    |           |                  |                         |   |   |   |   |   |   |   |   |   |   |   |   |   |   |   |   |   |   |      |      |
|----|----|-----------|------------------|-------------------------|---|---|---|---|---|---|---|---|---|---|---|---|---|---|---|---|---|---|------|------|
| 16 | 38 | Perempuan | Sarjana          | Ibu rumah tangga        | 1 | 1 | 2 | 4 | 4 | 2 | 4 | 4 | 4 | 4 | 4 | 4 | 2 | 2 | 2 | 2 | 1 | 1 | 2.74 |      |
| 17 | 22 | Perempuan | Sarjana          | Belum kerja             | 2 | 3 | 3 | 3 | 4 | 3 | 3 | 3 | 4 | 3 | 3 | 4 | 2 | 2 | 4 | 3 | 3 | 3 | 3    | 3.05 |
| 18 | 22 | Perempuan | Sarjana          | Alumni                  | 2 | 3 | 3 | 1 | 4 | 3 | 4 | 4 | 4 | 4 | 4 | 4 | 3 | 1 | 3 | 3 | 2 | 3 | 3    | 3.05 |
| 19 | 23 | Perempuan | Sarjana          | Mahasiswa               | 3 | 3 | 2 | 4 | 4 | 1 | 4 | 4 | 4 | 4 | 4 | 3 | 4 | 4 | 4 | 1 | 3 | 4 | 2    | 3.26 |
| 20 | 23 | Perempuan | Sarjana          | masih mencari pekerjaan | 1 | 1 | 1 | 3 | 4 | 3 | 4 | 3 | 4 | 4 | 4 | 4 | 4 | 2 | 1 | 1 | 4 | 4 | 1    | 2.79 |
| 21 | 25 | Laki-laki | Sarjana          | Pegawai Swasta/Karyawan | 1 | 4 | 2 | 4 | 3 | 4 | 4 | 4 | 3 | 4 | 4 | 1 | 1 | 1 | 3 | 4 | 4 | 4 | 1    | 2.95 |
| 22 | 59 | Laki-laki | Lulus SLTA/SMA   | Pensiun                 | 1 | 3 | 3 | 3 | 3 | 3 | 3 | 3 | 3 | 4 | 4 | 2 | 1 | 1 | 2 | 4 | 4 | 4 | 2    | 2.79 |
| 23 | 22 | Perempuan | Lulus SLTA/SMA   | Pedagang/Wiraswasta     | 4 | 4 | 3 | 4 | 4 | 4 | 4 | 3 | 4 | 4 | 1 | 2 | 2 | 1 | 4 | 4 | 3 | 4 | 2    | 3.21 |
| 24 | 23 | Perempuan | Sarjana          | Pegawai Swasta/Karyawan | 3 | 3 | 3 | 4 | 4 | 3 | 4 | 2 | 3 | 4 | 2 | 2 | 2 | 2 | 4 | 3 | 4 | 4 | 2    | 3.05 |
| 25 | 22 | Laki-laki | Sarjana          | mahasiswa               | 3 | 3 | 3 | 3 | 3 | 3 | 3 | 3 | 3 | 3 | 2 | 3 | 2 | 2 | 3 | 3 | 3 | 3 | 2    | 2.79 |
| 26 | 22 | Perempuan | Lulus SLTA/SMA   | Pedagang/Wiraswasta     | 3 | 4 | 3 | 4 | 4 | 4 | 3 | 3 | 3 | 4 | 1 | 2 | 2 | 2 | 2 | 1 | 4 | 4 | 2    | 2.89 |
| 27 | 22 | Perempuan | Lulus SLTA/SMA   | Mahasiswa               | 2 | 4 | 3 | 4 | 4 | 4 | 3 | 2 | 2 | 3 | 2 | 2 | 1 | 2 | 3 | 1 | 4 | 4 | 3    | 2.79 |
| 28 | 22 | Perempuan | Sarjana          | Pegawai Swasta/Karyawan | 2 | 3 | 3 | 3 | 4 | 4 | 3 | 3 | 4 | 4 | 3 | 4 | 4 | 4 | 4 | 3 | 4 | 3 | 4    | 3.47 |
| 29 | 22 | Perempuan | Diploma I/II/III | wiraswasta              | 3 | 4 | 3 | 4 | 4 | 4 | 4 | 2 | 4 | 4 | 1 | 4 | 1 | 1 | 4 | 4 | 4 | 4 | 4    | 3.32 |
| 30 | 21 | Perempuan | Lulus SLTA/SMA   | Mahasiswa               | 3 | 4 | 1 | 4 | 3 | 3 | 3 | 1 | 2 | 4 | 1 | 4 | 4 | 4 | 4 | 1 | 4 | 4 | 1    | 2.89 |
| 31 | 21 | Perempuan | Sarjana          | Mahasiswa               | 4 | 4 | 4 | 4 | 4 | 4 | 4 | 4 | 4 | 4 | 1 | 4 | 4 | 4 | 4 | 1 | 4 | 4 | 4    | 3.68 |
| 32 | 20 | Perempuan | Lulus SLTA/SMA   | Pelajar/mahasiswa       | 3 | 4 | 3 | 3 | 3 | 3 | 3 | 2 | 2 | 4 | 2 | 2 | 2 | 2 | 3 | 1 | 3 | 3 | 3    | 2.68 |
| 33 | 51 | Perempuan | Tidak Sekolah    | Tidak bekerja           | 1 | 4 | 1 | 3 | 4 | 4 | 4 | 3 | 3 | 4 | 4 | 1 | 1 | 1 | 1 | 1 | 3 | 4 | 1    | 2.53 |

|    |    |           |                |                         |   |   |   |   |   |   |   |   |   |   |   |   |   |   |   |   |   |   |   |      |
|----|----|-----------|----------------|-------------------------|---|---|---|---|---|---|---|---|---|---|---|---|---|---|---|---|---|---|---|------|
| 34 | 40 | Laki-laki | Lulus SLTP/SMP | Nelayan                 | 1 | 3 | 1 | 3 | 4 | 4 | 4 | 3 | 1 | 4 | 4 | 1 | 2 | 1 | 2 | 1 | 3 | 4 | 1 | 2.47 |
| 35 | 45 | Laki-laki | Lulus SLTP/SMP | Nelayan                 | 1 | 3 | 2 | 2 | 4 | 4 | 4 | 1 | 1 | 4 | 4 | 1 | 1 | 1 | 1 | 1 | 3 | 4 | 2 | 2.32 |
| 36 | 22 | Perempuan | Sarjana        | Pegawai Swasta/Karyawan | 2 | 3 | 3 | 3 | 4 | 4 | 3 | 3 | 4 | 4 | 3 | 4 | 4 | 4 | 4 | 3 | 4 | 3 | 4 | 3.47 |
| 37 | 56 | Perempuan | Lulus SLTA/SMA | Nelayan                 | 1 | 4 | 1 | 4 | 4 | 4 | 4 | 1 | 1 | 4 | 4 | 1 | 1 | 1 | 1 | 1 | 4 | 4 | 1 | 2.42 |
| 38 | 22 | Perempuan | Lulus SLTP/SMP | Masih mahasiswa         | 2 | 4 | 4 | 4 | 4 | 4 | 4 | 3 | 3 | 4 | 1 | 4 | 4 | 4 | 4 | 2 | 4 | 4 | 2 | 3.42 |
| 39 | 44 | Laki-laki | Lulus SLTA/SMA | Pedagang/Wiraswasta     | 1 | 4 | 1 | 4 | 4 | 3 | 4 | 3 | 4 | 3 | 4 | 1 | 1 | 2 | 4 | 1 | 4 | 4 | 1 | 2.79 |
| 40 | 26 | Perempuan | Lulus SLTA/SMA | Ibu Rumah Tangga        | 1 | 4 | 1 | 3 | 4 | 4 | 4 | 1 | 1 | 4 | 4 | 1 | 1 | 2 | 2 | 1 | 4 | 4 | 1 | 2.47 |
| 41 | 35 | Perempuan | Lulus SLTA/SMA | Pedagang/Wiraswasta     | 1 | 4 | 2 | 3 | 4 | 4 | 4 | 3 | 1 | 4 | 4 | 2 | 1 | 1 | 1 | 2 | 4 | 4 | 2 | 2.68 |
| 42 | 47 | Laki-laki | Lulus SLTP/SMP | Nelayan                 | 2 | 4 | 2 | 4 | 4 | 4 | 4 | 1 | 2 | 4 | 4 | 1 | 1 | 1 | 2 | 2 | 4 | 4 | 1 | 2.68 |
| 43 | 50 | Laki-laki | Lulus SD       | Nelayan                 | 2 | 3 | 2 | 3 | 3 | 3 | 4 | 2 | 2 | 4 | 4 | 1 | 1 | 1 | 2 | 1 | 4 | 4 | 1 | 2.47 |
| 44 | 55 | Laki-laki | Lulus SLTP/SMP | Nelayan                 | 2 | 4 | 2 | 3 | 4 | 4 | 4 | 2 | 2 | 4 | 4 | 1 | 2 | 2 | 2 | 1 | 3 | 3 | 1 | 2.63 |
| 45 | 55 | Laki-laki | Lulus SLTP/SMP | Nelayan                 | 2 | 4 | 2 | 3 | 4 | 4 | 4 | 2 | 2 | 4 | 4 | 1 | 3 | 2 | 3 | 1 | 4 | 4 | 2 | 2.89 |
| 46 | 55 | Laki-laki | Lulus SLTP/SMP | Nelayan                 | 3 | 4 | 2 | 4 | 4 | 4 | 4 | 3 | 3 | 4 | 4 | 1 | 1 | 2 | 2 | 1 | 3 | 4 | 2 | 2.89 |
| 47 | 54 | Laki-laki | Lulus SLTP/SMP | Nelayan                 | 3 | 3 | 3 | 3 | 3 | 3 | 3 | 3 | 3 | 3 | 3 | 3 | 3 | 3 | 3 | 3 | 3 | 3 | 3 | 3.00 |
| 48 | 51 | Laki-laki | Lulus SLTP/SMP | Nelayan                 | 2 | 4 | 2 | 4 | 4 | 4 | 4 | 3 | 3 | 4 | 4 | 2 | 2 | 2 | 1 | 1 | 4 | 4 | 2 | 2.95 |
| 49 | 50 | Laki-laki | Lulus SLTP/SMP | Nelayan                 | 2 | 4 | 2 | 4 | 4 | 4 | 4 | 3 | 3 | 4 | 4 | 2 | 2 | 2 | 2 | 1 | 4 | 4 | 2 | 3.00 |
| 50 | 59 | Laki-laki | Lulus SLTP/SMP | Nelayan                 | 2 | 4 | 2 | 4 | 4 | 4 | 4 | 3 | 3 | 4 | 4 | 2 | 3 | 2 | 2 | 1 | 4 | 4 | 3 | 3.11 |

|    |    |           | SLTP/SMP       |                         |   |   |   |   |   |   |   |   |   |   |   |   |   |   |   |   |   |   |   |      |
|----|----|-----------|----------------|-------------------------|---|---|---|---|---|---|---|---|---|---|---|---|---|---|---|---|---|---|---|------|
| 51 | 50 | Laki-laki | Lulus SLTP/SMP | Nelayan                 | 2 | 3 | 2 | 4 | 4 | 4 | 4 | 3 | 3 | 4 | 4 | 2 | 2 | 2 | 2 | 1 | 4 | 4 | 2 | 2.95 |
| 52 | 39 | Perempuan | Lulus SLTP/SMP | Pedagang/Wiraswasta     | 2 | 4 | 2 | 4 | 4 | 4 | 4 | 3 | 3 | 4 | 4 | 2 | 2 | 2 | 2 | 1 | 4 | 4 | 2 | 3.00 |
| 53 | 39 | Laki-laki | Lulus SLTA/SMA | Pedagang/Wiraswasta     | 2 | 4 | 2 | 4 | 4 | 4 | 4 | 3 | 3 | 4 | 4 | 2 | 2 | 2 | 2 | 1 | 4 | 4 | 2 | 3.00 |
| 54 | 59 | Laki-laki | Lulus SLTP/SMP | Nelayan                 | 3 | 4 | 3 | 4 | 4 | 4 | 4 | 3 | 3 | 4 | 4 | 3 | 2 | 2 | 3 | 1 | 4 | 4 | 2 | 3.21 |
| 55 | 54 | Perempuan | Lulus SD       | Pedagang/Wiraswasta     | 3 | 4 | 3 | 4 | 4 | 4 | 4 | 3 | 3 | 4 | 4 | 2 | 2 | 3 | 2 | 1 | 4 | 4 | 2 | 3.16 |
| 56 | 24 | Perempuan | Lulus SLTA/SMA | Pedagang/Wiraswasta     | 3 | 4 | 3 | 4 | 4 | 4 | 4 | 3 | 3 | 4 | 4 | 2 | 2 | 2 | 3 | 1 | 4 | 4 | 2 | 3.16 |
| 57 | 39 | Perempuan | Lulus SLTA/SMA | Pegawai Swasta/Karyawan | 3 | 4 | 3 | 4 | 4 | 4 | 4 | 3 | 3 | 4 | 4 | 2 | 2 | 2 | 2 | 1 | 4 | 4 | 2 | 3.11 |
| 58 | 56 | Laki-laki | Sarjana        | PNS                     | 2 | 4 | 3 | 4 | 4 | 4 | 4 | 3 | 3 | 4 | 4 | 2 | 2 | 2 | 3 | 2 | 4 | 4 | 2 | 3.16 |
| 59 | 45 | Perempuan | Sarjana        | PNS                     | 2 | 4 | 3 | 4 | 4 | 4 | 4 | 3 | 3 | 4 | 4 | 2 | 2 | 2 | 2 | 1 | 4 | 4 | 2 | 3.05 |
| 60 | 28 | Perempuan | Sarjana        | Pegawai Swasta/Karyawan | 2 | 4 | 3 | 4 | 4 | 4 | 4 | 3 | 3 | 4 | 4 | 2 | 2 | 2 | 2 | 1 | 4 | 4 | 2 | 3.05 |
| 61 | 41 | Laki-laki | Lulus SLTA/SMA | Pedagang/Wiraswasta     | 3 | 4 | 3 | 4 | 4 | 4 | 4 | 3 | 3 | 4 | 4 | 2 | 2 | 2 | 3 | 1 | 4 | 4 | 2 | 3.16 |
| 62 | 49 | Perempuan | Lulus SLTP/SMP | Pedagang/Wiraswasta     | 2 | 4 | 3 | 4 | 4 | 4 | 4 | 3 | 4 | 4 | 4 | 2 | 2 | 2 | 2 | 1 | 4 | 4 | 2 | 3.11 |
| 63 | 55 | Laki-laki | Lulus SLTP/SMP | Nelayan                 | 2 | 4 | 2 | 4 | 4 | 4 | 4 | 3 | 3 | 4 | 4 | 2 | 2 | 2 | 2 | 1 | 4 | 4 | 2 | 3.00 |
| 64 | 54 | Perempuan | Lulus SLTP/SMP | Pedagang/Wiraswasta     | 3 | 4 | 2 | 4 | 4 | 4 | 4 | 2 | 2 | 4 | 4 | 2 | 2 | 2 | 1 | 1 | 4 | 4 | 2 | 2.89 |
| 65 | 52 | Perempuan | Lulus SLTP/SMP | Pedagang/Wiraswasta     | 2 | 4 | 2 | 4 | 4 | 4 | 4 | 3 | 3 | 4 | 4 | 2 | 2 | 2 | 1 | 1 | 4 | 4 | 2 | 2.95 |
| 66 | 35 | Perempuan | Lulus SLTA/SMA | Ibu rumah tangga        | 3 | 4 | 3 | 4 | 4 | 4 | 4 | 3 | 3 | 4 | 4 | 2 | 2 | 2 | 1 | 1 | 4 | 4 | 2 | 3.05 |
| 67 | 36 | Perempuan | Lulus          | Ibu rumah tangga        | 2 | 4 | 2 | 4 | 4 | 4 | 4 | 3 | 3 | 4 | 4 | 2 | 2 | 2 | 2 | 1 | 4 | 4 | 2 | 3.00 |

|    |    |           | SLTA/SMA       |                         |   |   |   |   |   |   |   |   |   |   |   |   |   |   |   |   |   |   |   |      |
|----|----|-----------|----------------|-------------------------|---|---|---|---|---|---|---|---|---|---|---|---|---|---|---|---|---|---|---|------|
| 68 | 44 | Perempuan | Lulus SLTA/SMA | Ibu rumah tangga        | 3 | 4 | 2 | 4 | 4 | 4 | 4 | 3 | 2 | 4 | 4 | 2 | 2 | 2 | 2 | 1 | 4 | 4 | 2 | 3.00 |
| 69 | 44 | Perempuan | Lulus SLTP/SMP | Ibu rumah tangga        | 2 | 4 | 3 | 4 | 4 | 4 | 4 | 3 | 2 | 4 | 4 | 3 | 2 | 3 | 3 | 1 | 4 | 4 | 3 | 3.21 |
| 70 | 48 | Perempuan | Lulus SLTA/SMA | Pedagang/Wiraswasta     | 2 | 4 | 2 | 4 | 4 | 4 | 4 | 3 | 2 | 4 | 4 | 2 | 2 | 3 | 3 | 1 | 4 | 4 | 3 | 3.11 |
| 71 | 48 | Perempuan | Lulus SLTP/SMP | Pedagang/Wiraswasta     | 3 | 4 | 2 | 4 | 4 | 4 | 4 | 3 | 3 | 4 | 4 | 3 | 3 | 3 | 3 | 1 | 4 | 4 | 3 | 3.32 |
| 72 | 56 | Perempuan | Lulus SLTP/SMP | Ibu rumah tangga        | 3 | 4 | 2 | 3 | 4 | 4 | 4 | 3 | 3 | 4 | 4 | 3 | 2 | 2 | 3 | 1 | 4 | 4 | 3 | 3.16 |
| 73 | 51 | Laki-laki | Lulus SLTP/SMP | Nelayan                 | 3 | 4 | 3 | 4 | 4 | 4 | 4 | 3 | 3 | 4 | 4 | 2 | 3 | 3 | 3 | 1 | 4 | 4 | 2 | 3.26 |
| 74 | 55 | Laki-laki | Lulus SLTA/SMA | Nelayan                 | 2 | 4 | 2 | 3 | 4 | 4 | 4 | 3 | 3 | 4 | 4 | 2 | 2 | 3 | 3 | 1 | 4 | 4 | 2 | 3.05 |
| 75 | 56 | Laki-laki | Lulus SLTA/SMA | Pedagang/Wiraswasta     | 3 | 4 | 3 | 4 | 4 | 4 | 4 | 3 | 3 | 4 | 4 | 2 | 3 | 2 | 3 | 1 | 4 | 4 | 3 | 3.26 |
| 76 | 46 | Perempuan | Lulus SLTA/SMA | Pedagang/Wiraswasta     | 3 | 4 | 2 | 4 | 4 | 4 | 4 | 3 | 3 | 4 | 4 | 2 | 3 | 3 | 2 | 1 | 4 | 4 | 3 | 3.21 |
| 77 | 32 | Perempuan | Lulus SLTA/SMA | Pegawai Swasta/Karyawan | 3 | 4 | 3 | 4 | 4 | 4 | 4 | 3 | 3 | 4 | 4 | 2 | 3 | 3 | 3 | 1 | 4 | 4 | 3 | 3.32 |
| 78 | 33 | Perempuan | Lulus SLTA/SMA | Pegawai Swasta/Karyawan | 3 | 4 | 3 | 4 | 4 | 4 | 4 | 4 | 4 | 4 | 4 | 2 | 3 | 3 | 3 | 1 | 4 | 4 | 3 | 3.42 |
| 79 | 45 | Laki-laki | Lulus SLTA/SMA | Pedagang/Wiraswasta     | 3 | 4 | 2 | 4 | 4 | 4 | 4 | 3 | 3 | 4 | 4 | 2 | 3 | 3 | 2 | 1 | 4 | 4 | 3 | 3.21 |
| 80 | 26 | Perempuan | Lulus SLTA/SMA | Pedagang/Wiraswasta     | 3 | 4 | 2 | 4 | 4 | 4 | 4 | 3 | 3 | 4 | 4 | 2 | 3 | 3 | 2 | 1 | 4 | 4 | 3 | 3.21 |
| 81 | 30 | Perempuan | Lulus SLTA/SMA | Ibu rumah tangga        | 3 | 4 | 2 | 4 | 4 | 4 | 4 | 3 | 3 | 4 | 4 | 2 | 3 | 2 | 2 | 1 | 4 | 4 | 3 | 3.16 |
| 82 | 42 | Perempuan | Lulus SLTA/SMA | Pedagang/Wiraswasta     | 3 | 4 | 2 | 4 | 4 | 4 | 4 | 3 | 3 | 4 | 4 | 2 | 3 | 2 | 2 | 1 | 4 | 4 | 3 | 3.16 |
| 83 | 49 | Laki-laki | Lulus SLTA/SMA | Pegawai Swasta/Karyawan | 3 | 4 | 2 | 4 | 4 | 4 | 4 | 3 | 3 | 4 | 4 | 2 | 3 | 2 | 3 | 1 | 4 | 4 | 3 | 3.21 |

|     |    |           |                |                         |   |   |   |   |   |   |   |   |   |   |   |   |   |   |   |   |   |   |   |      |
|-----|----|-----------|----------------|-------------------------|---|---|---|---|---|---|---|---|---|---|---|---|---|---|---|---|---|---|---|------|
| 84  | 50 | Laki-laki | Lulus SLTA/SMA | Nelayan                 | 3 | 4 | 3 | 4 | 4 | 4 | 4 | 3 | 3 | 4 | 4 | 2 | 3 | 2 | 3 | 1 | 4 | 4 | 3 | 3.26 |
| 85  | 33 | Perempuan | Lulus SLTP/SMP | Pedagang/Wiraswasta     | 3 | 4 | 2 | 4 | 4 | 4 | 4 | 3 | 3 | 4 | 4 | 2 | 3 | 2 | 2 | 1 | 4 | 4 | 3 | 3.16 |
| 86  | 42 | Perempuan | Lulus SLTA/SMA | Ibu rumah tangga        | 3 | 4 | 2 | 4 | 4 | 4 | 4 | 3 | 3 | 4 | 4 | 2 | 3 | 2 | 2 | 1 | 4 | 4 | 3 | 3.16 |
| 87  | 27 | Perempuan | Lulus SLTA/SMA | Pedagang/Wiraswasta     | 3 | 4 | 3 | 4 | 4 | 4 | 4 | 3 | 3 | 4 | 4 | 2 | 3 | 2 | 2 | 1 | 4 | 4 | 3 | 3.21 |
| 88  | 32 | Perempuan | Lulus SLTA/SMA | Ibu rumah tangga        | 3 | 4 | 4 | 4 | 4 | 4 | 4 | 3 | 3 | 4 | 4 | 2 | 3 | 2 | 3 | 1 | 4 | 4 | 3 | 3.32 |
| 89  | 34 | Perempuan | Lulus SLTA/SMA | Pedagang/Wiraswasta     | 3 | 4 | 4 | 4 | 4 | 4 | 4 | 3 | 3 | 4 | 4 | 2 | 3 | 2 | 3 | 1 | 4 | 4 | 3 | 3.32 |
| 90  | 49 | Perempuan | Lulus SLTA/SMA | Ibu rumah tangga        | 2 | 4 | 2 | 4 | 4 | 4 | 4 | 3 | 3 | 4 | 4 | 2 | 3 | 2 | 3 | 1 | 4 | 4 | 3 | 3.16 |
| 91  | 50 | Perempuan | Lulus SLTA/SMA | Pedagang/Wiraswasta     | 2 | 4 | 3 | 4 | 4 | 4 | 4 | 3 | 3 | 4 | 4 | 2 | 3 | 3 | 1 | 1 | 4 | 4 | 3 | 3.16 |
| 92  | 51 | Laki-laki | Lulus SLTA/SMA | Nelayan                 | 3 | 4 | 4 | 4 | 4 | 4 | 4 | 3 | 3 | 4 | 4 | 2 | 3 | 2 | 4 | 1 | 4 | 4 | 3 | 3.37 |
| 93  | 33 | Perempuan | Lulus SLTA/SMA | Pegawai Swasta/Karyawan | 3 | 4 | 4 | 4 | 4 | 4 | 4 | 3 | 3 | 4 | 4 | 2 | 3 | 2 | 3 | 1 | 4 | 4 | 3 | 3.32 |
| 94  | 33 | Perempuan | Lulus SLTA/SMA | Pedagang/Wiraswasta     | 3 | 4 | 4 | 4 | 4 | 4 | 4 | 3 | 3 | 4 | 4 | 2 | 3 | 2 | 3 | 1 | 4 | 4 | 3 | 3.32 |
| 95  | 50 | Laki-laki | Lulus SLTA/SMA | Nelayan                 | 3 | 4 | 3 | 4 | 4 | 4 | 4 | 3 | 3 | 4 | 4 | 2 | 3 | 2 | 4 | 1 | 4 | 4 | 3 | 3.32 |
| 96  | 27 | Perempuan | Lulus SLTA/SMA | Ibu rumah tangga        | 3 | 4 | 3 | 4 | 4 | 4 | 4 | 3 | 3 | 4 | 4 | 2 | 3 | 2 | 2 | 1 | 4 | 4 | 3 | 3.21 |
| 97  | 51 | Laki-laki | Lulus SLTA/SMA | Nelayan                 | 3 | 4 | 3 | 4 | 4 | 4 | 4 | 3 | 4 | 4 | 4 | 2 | 3 | 2 | 4 | 1 | 4 | 4 | 3 | 3.37 |
| 98  | 44 | Perempuan | Lulus SLTP/SMP | Pedagang/Wiraswasta     | 3 | 4 | 2 | 4 | 4 | 4 | 4 | 3 | 3 | 4 | 4 | 2 | 3 | 2 | 1 | 1 | 4 | 4 | 3 | 3.11 |
| 99  | 35 | Perempuan | Lulus SLTA/SMA | Pegawai Swasta/Karyawan | 3 | 4 | 3 | 4 | 4 | 4 | 4 | 3 | 3 | 4 | 4 | 2 | 3 | 2 | 3 | 1 | 4 | 4 | 3 | 3.26 |
| 100 | 51 | Perempuan | Lulus          | Pedagang/Wiraswasta     | 3 | 4 | 3 | 4 | 4 | 4 | 4 | 3 | 3 | 4 | 4 | 2 | 3 | 2 | 2 | 1 | 4 | 4 | 3 | 3.21 |



|     |    |           |                  |                         |   |   |   |   |   |   |   |   |   |   |   |   |   |   |   |   |   |   |   |      |
|-----|----|-----------|------------------|-------------------------|---|---|---|---|---|---|---|---|---|---|---|---|---|---|---|---|---|---|---|------|
|     |    |           | SLTA/SMA         |                         |   |   |   |   |   |   |   |   |   |   |   |   |   |   |   |   |   |   |   |      |
| 101 | 33 | Perempuan | Diploma I/II/III | Pegawai Swasta/Karyawan | 3 | 4 | 4 | 4 | 4 | 4 | 4 | 4 | 3 | 4 | 4 | 2 | 3 | 2 | 3 | 1 | 4 | 4 | 3 | 3.37 |
| 102 | 33 | Perempuan | Lulus SLTA/SMA   | Pegawai Swasta/Karyawan | 3 | 4 | 4 | 4 | 4 | 4 | 4 | 4 | 3 | 4 | 4 | 1 | 3 | 2 | 3 | 1 | 4 | 4 | 3 | 3.32 |
| 103 | 40 | Perempuan | Lulus SLTA/SMA   | Pedagang/Wiraswasta     | 3 | 4 | 3 | 4 | 4 | 4 | 4 | 4 | 3 | 4 | 4 | 2 | 3 | 2 | 3 | 1 | 4 | 4 | 3 | 3.32 |
| 104 | 46 | Perempuan | Lulus SLTA/SMA   | Pedagang/Wiraswasta     | 3 | 4 | 4 | 4 | 4 | 4 | 4 | 3 | 3 | 4 | 4 | 2 | 3 | 2 | 3 | 1 | 4 | 4 | 3 | 3.32 |
| 105 | 25 | Perempuan | Lulus SLTA/SMA   | Pedagang/Wiraswasta     | 3 | 4 | 4 | 4 | 4 | 4 | 4 | 3 | 3 | 4 | 4 | 2 | 3 | 2 | 3 | 1 | 4 | 4 | 3 | 3.32 |
| 106 | 34 | Perempuan | Lulus SLTA/SMA   | Pedagang/Wiraswasta     | 3 | 4 | 3 | 4 | 4 | 4 | 4 | 3 | 3 | 4 | 4 | 2 | 3 | 2 | 3 | 1 | 4 | 4 | 3 | 3.26 |
| 107 | 50 | Perempuan | Lulus SLTP/SMP   | Pedagang/Wiraswasta     | 3 | 4 | 3 | 4 | 4 | 4 | 4 | 3 | 3 | 4 | 4 | 2 | 3 | 2 | 3 | 2 | 4 | 4 | 3 | 3.32 |
| 108 | 48 | Perempuan | Lulus SLTA/SMA   | Pedagang/Wiraswasta     | 3 | 4 | 3 | 4 | 4 | 4 | 4 | 3 | 3 | 4 | 4 | 2 | 3 | 2 | 2 | 1 | 4 | 4 | 3 | 3.21 |
| 109 | 34 | Perempuan | Lulus SLTA/SMA   | Pedagang/Wiraswasta     | 3 | 4 | 2 | 4 | 4 | 4 | 4 | 3 | 3 | 4 | 4 | 2 | 3 | 2 | 1 | 1 | 4 | 4 | 3 | 3.11 |

## Frequencies

## Statistics

|                |         | usia   | jenis_kelamin | pendidikan_terakhir | pekerjaan | RERATA_P | RERATA_KE |
|----------------|---------|--------|---------------|---------------------|-----------|----------|-----------|
| N              | Valid   | 109    | 109           | 109                 | 109       | 109      | 109       |
|                | Missing | 0      | 0             | 0                   | 0         | 0        | 0         |
| Mean           |         | 2.1009 | 1.6972        | 4.0459              | 3.8807    | 1.9725   | 3.6422    |
| Median         |         | 2.0000 | 2.0000        | 4.0000              | 3.0000    | 2.0000   | 4.0000    |
| Std. Deviation |         | .88134 | .46157        | 1.08342             | 1.53794   | .16436   | .48157    |
| Minimum        |         | 1.00   | 1.00          | 1.00                | 1.00      | 1.00     | 3.00      |
| Maximum        |         | 3.00   | 2.00          | 6.00                | 6.00      | 2.00     | 4.00      |
| Sum            |         | 229.00 | 185.00        | 441.00              | 423.00    | 215.00   | 397.00    |

## Lampiran 10. Hasil Analisis Data

## 1. Usia

|                   | Frequency | Percent | Valid Percent | Cumulative Percent |
|-------------------|-----------|---------|---------------|--------------------|
| Valid 17-30 tahun | 37        | 33.9    | 33.9          | 33.9               |
| 31-40 tahun       | 24        | 22.0    | 22.0          | 56.0               |
| > 40 tahun        | 48        | 44.0    | 44.0          | 100.0              |
| Total             | 109       | 100.0   | 100.0         |                    |

## 2. Jenis Kelamin

|                 | Frequency | Percent | Valid Percent | Cumulative Percent |
|-----------------|-----------|---------|---------------|--------------------|
| Valid Laki-laki | 33        | 30.3    | 30.3          | 30.3               |
| Perempuan       | 76        | 69.7    | 69.7          | 100.0              |
| Total           | 109       | 100.0   | 100.0         |                    |

## 3. Pendidikan Terakhir

|                                    | Frequency | Percent | Valid Percent | Cumulative Percent |
|------------------------------------|-----------|---------|---------------|--------------------|
| Valid Tidak Sekolah/Tidak Lulus SD | 1         | .9      | .9            | .9                 |
| Lulus SD                           | 3         | 2.8     | 2.8           | 3.7                |
| Lulus SLTP                         | 27        | 24.8    | 24.8          | 28.4               |
| Lulus SLTA                         | 56        | 51.4    | 51.4          | 79.8               |
| Diploma I-III                      | 3         | 2.8     | 2.8           | 82.6               |
| Sarjana                            | 19        | 17.4    | 17.4          | 100.0              |
| Total                              | 109       | 100.0   | 100.0         |                    |

4. Pekerjaan

|       |                     | Frequency | Percent | Valid Percent | Cumulative Percent |
|-------|---------------------|-----------|---------|---------------|--------------------|
| Valid | PNS                 | 2         | 1.8     | 1.8           | 1.8                |
|       | Pegawai Swasta      | 19        | 17.4    | 17.4          | 19.3               |
|       | Pedagang/Wiraswasta | 34        | 31.2    | 31.2          | 50.5               |
|       | Nelayan             | 21        | 19.3    | 19.3          | 69.7               |
|       | Pensiunan           | 1         | .9      | .9            | 70.6               |
|       | Lainnya             | 32        | 29.4    | 29.4          | 100.0              |
|       | Total               | 109       | 100.0   | 100.0         |                    |

**RERATA\_P**

|       |             | Frequency | Percent | Valid Percent | Cumulative Percent |
|-------|-------------|-----------|---------|---------------|--------------------|
| Valid | Kurang Baik | 5         | 4.6     | 4.6           | 4.6                |
|       | Cukup       | 26        | 23.9    | 23.9          | 28.4               |
|       | Baik        | 78        | 71.6    | 71.6          | 100.0              |
|       | Total       | 109       | 100.0   | 100.0         |                    |

**RERATA\_KE**

|       |                   | Frequency | Percent | Valid Percent | Cumulative Percent |
|-------|-------------------|-----------|---------|---------------|--------------------|
| Valid | Siap siaga        | 39        | 35.8    | 35.8          | 35.8               |
|       | Sangat siap siaga | 70        | 64.2    | 64.2          | 100.0              |
|       | Total             | 109       | 100.0   | 100.0         |                    |

**Crosstabs**

**usia \* RERATA\_KE Crosstabulation**

|             |             |                    | RERATA_KE  |                   | Total  |
|-------------|-------------|--------------------|------------|-------------------|--------|
|             |             |                    | Siap siaga | Sangat siap siaga |        |
| usia        | 17-30 tahun | Count              | 14         | 23                | 37     |
|             |             | Expected Count     | 13.2       | 23.8              | 37.0   |
|             |             | % within usia      | 37.8%      | 62.2%             | 100.0% |
|             |             | % within RERATA_KE | 35.9%      | 32.9%             | 33.9%  |
|             |             | % of Total         | 12.8%      | 21.1%             | 33.9%  |
| 31-40 tahun | 31-40 tahun | Count              | 7          | 17                | 24     |
|             |             | Expected Count     | 8.6        | 15.4              | 24.0   |
|             |             | % within usia      | 29.2%      | 70.8%             | 100.0% |
|             |             | % within RERATA_KE | 17.9%      | 24.3%             | 22.0%  |
|             |             | % of Total         | 6.4%       | 15.6%             | 22.0%  |
| > 40 tahun  | > 40 tahun  | Count              | 18         | 30                | 48     |
|             |             | Expected Count     | 17.2       | 30.8              | 48.0   |
|             |             | % within usia      | 37.5%      | 62.5%             | 100.0% |
|             |             | % within RERATA_KE | 46.2%      | 42.9%             | 44.0%  |
|             |             | % of Total         | 16.5%      | 27.5%             | 44.0%  |
| Total       | Total       | Count              | 39         | 70                | 109    |
|             |             | Expected Count     | 39.0       | 70.0              | 109.0  |
|             |             | % within usia      | 35.8%      | 64.2%             | 100.0% |
|             |             | % within RERATA_KE | 100.0%     | 100.0%            | 100.0% |
|             |             | % of Total         | 35.8%      | 64.2%             | 100.0% |

Chi-Square Tests

|                              | Value             | df | Asymp. Sig. (2-sided) | Exact Sig. (2-sided) | Exact Sig. (1-sided) | Point Probability |
|------------------------------|-------------------|----|-----------------------|----------------------|----------------------|-------------------|
| Pearson Chi-Square           | .587 <sup>a</sup> | 2  | .746                  | .736                 |                      |                   |
| Likelihood Ratio             | .600              | 2  | .741                  | .736                 |                      |                   |
| Fisher's Exact Test          | .585              |    |                       | .762                 |                      |                   |
| Linear-by-Linear Association | .000 <sup>b</sup> | 1  | .988                  | 1.000                | .540                 | .090              |
| N of Valid Cases             | 109               |    |                       |                      |                      |                   |

a. 0 cells (.0%) have expected count less than 5. The minimum expected count is 8.59.

b. The standardized statistic is -.015.

**Crosstabs**

**jenis\_kelamin \* RERATA\_KE Crosstabulation**

|               |                        |                        | RERATA_KE  |                   | Total  |
|---------------|------------------------|------------------------|------------|-------------------|--------|
|               |                        |                        | Siap siaga | Sangat siap siaga |        |
| jenis_kelamin | Laki-laki              | Count                  | 18         | 15                | 33     |
|               |                        | Expected Count         | 11.8       | 21.2              | 33.0   |
|               |                        | % within jenis_kelamin | 54.5%      | 45.5%             | 100.0% |
|               |                        | % within RERATA_KE     | 46.2%      | 21.4%             | 30.3%  |
|               |                        | % of Total             | 16.5%      | 13.8%             | 30.3%  |
|               | Perempuan              | Count                  | 21         | 55                | 76     |
|               |                        | Expected Count         | 27.2       | 48.8              | 76.0   |
|               |                        | % within jenis_kelamin | 27.6%      | 72.4%             | 100.0% |
|               |                        | % within RERATA_KE     | 53.8%      | 78.6%             | 69.7%  |
|               |                        | % of Total             | 19.3%      | 50.5%             | 69.7%  |
| Total         | Count                  | 39                     | 70         | 109               |        |
|               | Expected Count         | 39.0                   | 70.0       | 109.0             |        |
|               | % within jenis_kelamin | 35.8%                  | 64.2%      | 100.0%            |        |
|               | % within RERATA_KE     | 100.0%                 | 100.0%     | 100.0%            |        |
|               | % of Total             | 35.8%                  | 64.2%      | 100.0%            |        |

**Chi-Square Tests**

|                                    | Value              | df | Asymp. Sig. (2-sided) | Exact Sig. (2-sided) | Exact Sig. (1-sided) | Point Probability |
|------------------------------------|--------------------|----|-----------------------|----------------------|----------------------|-------------------|
| Pearson Chi-Square                 | 7.253 <sup>a</sup> | 1  | .007                  | .009                 | .007                 |                   |
| Continuity Correction <sup>b</sup> | 6.129              | 1  | .013                  |                      |                      |                   |
| Likelihood Ratio                   | 7.097              | 1  | .008                  | .009                 | .007                 |                   |
| Fisher's Exact Test                |                    |    |                       | .009                 | .007                 |                   |
| Linear-by-Linear Association       | 7.187 <sup>c</sup> | 1  | .007                  | .009                 | .007                 | .005              |
| N of Valid Cases                   | 109                |    |                       |                      |                      |                   |

a. 0 cells (.0%) have expected count less than 5. The minimum expected count is 11.81.

## Chi-Square Tests

|                                    | Value              | df | Asymp. Sig. (2-sided) | Exact Sig. (2-sided) | Exact Sig. (1-sided) | Point Probability |
|------------------------------------|--------------------|----|-----------------------|----------------------|----------------------|-------------------|
| Pearson Chi-Square                 | 7.253 <sup>a</sup> | 1  | .007                  | .009                 | .007                 |                   |
| Continuity Correction <sup>b</sup> | 6.129              | 1  | .013                  |                      |                      |                   |
| Likelihood Ratio                   | 7.097              | 1  | .008                  | .009                 | .007                 |                   |
| Fisher's Exact Test                |                    |    |                       | .009                 | .007                 |                   |
| Linear-by-Linear Association       | 7.187 <sup>c</sup> | 1  | .007                  | .009                 | .007                 | .005              |
| N of Valid Cases                   | 109                |    |                       |                      |                      |                   |

a. 0 cells (.0%) have expected count less than 5. The minimum expected count is 11.81.

b. Computed only for a 2x2 table

c. The standardized statistic is 2.681.

## Crosstabs

## pendidikan\_terakhir \* RERATA\_KE Crosstabulation

|                     |                              |                              | RERATA_KE  |                   | Total  |
|---------------------|------------------------------|------------------------------|------------|-------------------|--------|
|                     |                              |                              | Siap siaga | Sangat siap siaga |        |
| pendidikan_terakhir | Tidak Sekolah/Tidak Lulus SD | Count                        | 1          | 0                 | 1      |
|                     |                              | Expected Count               | .4         | .6                | 1.0    |
|                     |                              | % within pendidikan_terakhir | 100.0%     | .0%               | 100.0% |
|                     |                              | % within RERATA_KE           | 2.6%       | .0%               | .9%    |
|                     |                              | % of Total                   | .9%        | .0%               | .9%    |
| Lulus SD            | Lulus SD                     | Count                        | 2          | 1                 | 3      |
|                     |                              | Expected Count               | 1.1        | 1.9               | 3.0    |
|                     |                              | % within pendidikan_terakhir | 66.7%      | 33.3%             | 100.0% |
|                     |                              | % within RERATA_KE           | 5.1%       | 1.4%              | 2.8%   |
|                     |                              | % of Total                   | 1.8%       | .9%               | 2.8%   |
| Lulus SLTP          | Lulus SLTP                   | Count                        | 15         | 12                | 27     |
|                     |                              | Expected Count               | 9.7        | 17.3              | 27.0   |
|                     |                              | % within pendidikan_terakhir | 55.6%      | 44.4%             | 100.0% |
|                     |                              | % within RERATA_KE           | 38.5%      | 17.1%             | 24.8%  |
|                     |                              | % of Total                   | 13.8%      | 11.0%             | 24.8%  |
| Lulus SLTA          | Lulus SLTA                   | Count                        | 16         | 40                | 56     |



|               |                              |        |        |        |
|---------------|------------------------------|--------|--------|--------|
|               | Expected Count               | 20.0   | 36.0   | 56.0   |
|               | % within pendidikan_terakhir | 28.6%  | 71.4%  | 100.0% |
|               | % within RERATA_KE           | 41.0%  | 57.1%  | 51.4%  |
|               | % of Total                   | 14.7%  | 36.7%  | 51.4%  |
| Diploma I-III | Count                        | 0      | 3      | 3      |
|               | Expected Count               | 1.1    | 1.9    | 3.0    |
|               | % within pendidikan_terakhir | .0%    | 100.0% | 100.0% |
|               | % within RERATA_KE           | .0%    | 4.3%   | 2.8%   |
|               | % of Total                   | .0%    | 2.8%   | 2.8%   |
| Sarjana       | Count                        | 5      | 14     | 19     |
|               | Expected Count               | 6.8    | 12.2   | 19.0   |
|               | % within pendidikan_terakhir | 26.3%  | 73.7%  | 100.0% |
|               | % within RERATA_KE           | 12.8%  | 20.0%  | 17.4%  |
|               | % of Total                   | 4.6%   | 12.8%  | 17.4%  |
| Total         | Count                        | 39     | 70     | 109    |
|               | Expected Count               | 39.0   | 70.0   | 109.0  |
|               | % within pendidikan_terakhir | 35.8%  | 64.2%  | 100.0% |
|               | % within RERATA_KE           | 100.0% | 100.0% | 100.0% |
|               | % of Total                   | 35.8%  | 64.2%  | 100.0% |

Chi-Square Tests

|                              | Value               | df | Asymp. Sig. (2-sided) | Exact Sig. (2-sided) | Exact Sig. (1-sided) | Point Probability |
|------------------------------|---------------------|----|-----------------------|----------------------|----------------------|-------------------|
| Pearson Chi-Square           | 11.314 <sup>a</sup> | 5  | .045                  | .028                 |                      |                   |
| Likelihood Ratio             | 12.345              | 5  | .030                  | .038                 |                      |                   |
| Fisher's Exact Test          | 10.513              |    |                       | .032                 |                      |                   |
| Linear-by-Linear Association | 6.467 <sup>b</sup>  | 1  | .011                  | .012                 | .006                 | .003              |
| N of Valid Cases             | 109                 |    |                       |                      |                      |                   |

a. 6 cells (50.0%) have expected count less than 5. The minimum expected count is .36.

b. The standardized statistic is 2.543.

## Crosstabs

pekerjaan \* RERATA\_KE Crosstabulation

|                     |     |                    | RERATA_KE  |                   | Total  |
|---------------------|-----|--------------------|------------|-------------------|--------|
|                     |     |                    | Siap siaga | Sangat siap siaga |        |
| pekerjaan           | PNS | Count              | 0          | 2                 | 2      |
|                     |     | Expected Count     | .7         | 1.3               | 2.0    |
|                     |     | % within pekerjaan | .0%        | 100.0%            | 100.0% |
|                     |     | % within RERATA_KE | .0%        | 2.9%              | 1.8%   |
|                     |     | % of Total         | .0%        | 1.8%              | 1.8%   |
| Pegawai Swasta      |     | Count              | 4          | 15                | 19     |
|                     |     | Expected Count     | 6.8        | 12.2              | 19.0   |
|                     |     | % within pekerjaan | 21.1%      | 78.9%             | 100.0% |
|                     |     | % within RERATA_KE | 10.3%      | 21.4%             | 17.4%  |
|                     |     | % of Total         | 3.7%       | 13.8%             | 17.4%  |
| Pedagang/Wiraswasta |     | Count              | 7          | 27                | 34     |
|                     |     | Expected Count     | 12.2       | 21.8              | 34.0   |
|                     |     | % within pekerjaan | 20.6%      | 79.4%             | 100.0% |
|                     |     | % within RERATA_KE | 17.9%      | 38.6%             | 31.2%  |
|                     |     | % of Total         | 6.4%       | 24.8%             | 31.2%  |
| Nelayan             |     | Count              | 13         | 8                 | 21     |
|                     |     | Expected Count     | 7.5        | 13.5              | 21.0   |
|                     |     | % within pekerjaan | 61.9%      | 38.1%             | 100.0% |
|                     |     | % within RERATA_KE | 33.3%      | 11.4%             | 19.3%  |
|                     |     | % of Total         | 11.9%      | 7.3%              | 19.3%  |
| Pensiunan           |     | Count              | 1          | 0                 | 1      |
|                     |     | Expected Count     | .4         | .6                | 1.0    |
|                     |     | % within pekerjaan | 100.0%     | .0%               | 100.0% |
|                     |     | % within RERATA_KE | 2.6%       | .0%               | .9%    |
|                     |     | % of Total         | .9%        | .0%               | .9%    |
| Lainnya             |     | Count              | 14         | 18                | 32     |

|       |                    |        |        |        |
|-------|--------------------|--------|--------|--------|
|       | Expected Count     | 11.4   | 20.6   | 32.0   |
|       | % within pekerjaan | 43.8%  | 56.2%  | 100.0% |
|       | % within RERATA_KE | 35.9%  | 25.7%  | 29.4%  |
|       | % of Total         | 12.8%  | 16.5%  | 29.4%  |
| Total | Count              | 39     | 70     | 109    |
|       | Expected Count     | 39.0   | 70.0   | 109.0  |
|       | % within pekerjaan | 35.8%  | 64.2%  | 100.0% |
|       | % within RERATA_KE | 100.0% | 100.0% | 100.0% |
|       | % of Total         | 35.8%  | 64.2%  | 100.0% |

**Chi-Square Tests**

|                              | Value               | df | Asymp. Sig. (2-sided) | Exact Sig. (2-sided) | Exact Sig. (1-sided) | Point Probability |
|------------------------------|---------------------|----|-----------------------|----------------------|----------------------|-------------------|
| Pearson Chi-Square           | 15.240 <sup>a</sup> | 5  | .009                  | .005                 |                      |                   |
| Likelihood Ratio             | 16.265              | 5  | .006                  | .005                 |                      |                   |
| Fisher's Exact Test          | 14.373              |    |                       | .006                 |                      |                   |
| Linear-by-Linear Association | 5.872 <sup>b</sup>  | 1  | .015                  | .016                 | .009                 | .003              |
| N of Valid Cases             | 109                 |    |                       |                      |                      |                   |

a. 4 cells (33.3%) have expected count less than 5. The minimum expected count is .36.

b. The standardized statistic is -2.423.

**Crosstabs**

**RERATA\_P \* RERATA\_KE Crosstabulation**

|          |                    |                    | RERATA_KE  |                   | Total  |
|----------|--------------------|--------------------|------------|-------------------|--------|
|          |                    |                    | Siap siaga | Sangat siap siaga |        |
| RERATA_P | Kurang Baik        | Count              | 5          | 0                 | 5      |
|          |                    | Expected Count     | 1.8        | 3.2               | 5.0    |
|          |                    | % within RERATA_P  | 100.0%     | .0%               | 100.0% |
|          |                    | % within RERATA_KE | 12.8%      | .0%               | 4.6%   |
|          |                    | % of Total         | 4.6%       | .0%               | 4.6%   |
|          | Cukup              | Count              | 20         | 6                 | 26     |
|          |                    | Expected Count     | 9.3        | 16.7              | 26.0   |
|          |                    | % within RERATA_P  | 76.9%      | 23.1%             | 100.0% |
|          |                    | % within RERATA_KE | 51.3%      | 8.6%              | 23.9%  |
|          |                    | % of Total         | 18.3%      | 5.5%              | 23.9%  |
|          | Baik               | Count              | 14         | 64                | 78     |
|          |                    | Expected Count     | 27.9       | 50.1              | 78.0   |
|          |                    | % within RERATA_P  | 17.9%      | 82.1%             | 100.0% |
|          |                    | % within RERATA_KE | 35.9%      | 91.4%             | 71.6%  |
|          |                    | % of Total         | 12.8%      | 58.7%             | 71.6%  |
| Total    | Count              | 39                 | 70         | 109               |        |
|          | Expected Count     | 39.0               | 70.0       | 109.0             |        |
|          | % within RERATA_P  | 35.8%              | 64.2%      | 100.0%            |        |
|          | % within RERATA_KE | 100.0%             | 100.0%     | 100.0%            |        |
|          | % of Total         | 35.8%              | 64.2%      | 100.0%            |        |

Chi-Square Tests

|                              | Value               | df | Asymp. Sig. (2-sided) | Exact Sig. (2-sided) | Exact Sig. (1-sided) | Point Probability |
|------------------------------|---------------------|----|-----------------------|----------------------|----------------------|-------------------|
| Pearson Chi-Square           | 38.921 <sup>a</sup> | 2  | .000                  | .000                 |                      |                   |
| Likelihood Ratio             | 40.660              | 2  | .000                  | .000                 |                      |                   |
| Fisher's Exact Test          | 38.017              |    |                       | .000                 |                      |                   |
| Linear-by-Linear Association | 37.049 <sup>b</sup> | 1  | .000                  | .000                 | .000                 | .000              |
| N of Valid Cases             | 109                 |    |                       |                      |                      |                   |

a. 2 cells (33.3%) have expected count less than 5. The minimum expected count is 1.79.

b. The standardized statistic is 6.087.