






Judul Artikel: Awareness of salt intake among community dwelling elderly at coastal area: The role of public health access program

8793869: Acknowledging Receipt  

Journal of Nutrition and Metabolism 11512438000.Manuscript@tandem.com
to me, vijayalakshmi.manivasagam, apripta.dewi.fariqah, emi.arduli, alk.charul.hidayat, therni.nurul.rachmah, and 4 others, you, and 1 other

Sat, Nov 9, 2020, 7:01 AM   

Dear Dr. Farah,



The Research Article titled "Awareness of salt intake among community dwelling elderly at coastal area: The role of public health access program," by Farah Farah, Apripta Dewi Fariqah, Emi Arduli, Alk Charul Hidayat and Therni Nurul Rachmah has been received and assigned the number 8793869.

All authors will receive a copy of all the correspondence regarding this manuscript.



Thank you for submitting your work to Journal of Nutrition and Metabolism.

Best regards,

—
Vijayalakshmi Manivasagam
Editorial Office
Hindawi
<http://dx.doi.org/10.1155/2020/3793869>

8793869: Your manuscript has been accepted  

C. S. Johnston csjohnst@tandem.com
to me, vijayalakshmi.manivasagam, emi.arduli, alk.charul.hidayat, therni.nurul.rachmah, and 4 others, you, and 1 other

Wed, Jan 22, 2020, 5:21 PM  

Dear Dr. Farah,

The review process of Research Article 8793869 titled "Awareness of salt intake among community dwelling elderly at coastal area: The role of public health access program" by Farah Farah, Apripta Dewi Fariqah, Emi Arduli, Alk Charul Hidayat and Therni Nurul Rachmah submitted to Journal of Nutrition and Metabolism has been completed. I am pleased to inform you that your manuscript has now been accepted for publication in the journal.

The publication process of your manuscript will be initiated upon the receipt of electronic files. Please log in to the Manuscript Tracking System at the link below using your username and password, and upload the electronic files of your final accepted version within the next 2-3 days:

<http://dx.doi.org/10.1155/2020/3793869#accepted-files>

The electronic files should include the following:



- 1- Source file of the final accepted manuscript (Word or TeX/LaTeX).
- 2- PDF file of the final accepted manuscript.
- 3- Editable figure files (each figure in a separate EPS/PostScript/Word file) if any, taking into consideration that TIFF, JPG, JPEG, BMP formats are not editable.

If you have deposited your manuscript on a preprint server (e.g. arXiv, bioRxiv, chemRxiv), now would be a good time to update it with the accepted version. If you have not deposited your manuscript on a preprint server, you are free to do so.

Thank you again for submitting your manuscript to Journal of Nutrition and Metabolism.

Best regards,

C. S. Johnston

8793869: Your article has been published  

Vijayalakshmi Manivasagam 11512438000.Manuscript@tandem.com
to me

Sun, Feb 23, 2020, 12:17 PM

Dear Dr. Farah,

I am pleased to let you know that your article has been published in its final form in "Journal of Nutrition and Metabolism".

Farah Farah, "Awareness of Salt Intake among Community-Dwelling Elderly at Coastal Area: The Role of Public Health Access Program," Journal of Nutrition and Metabolism, vol. 2020, Article ID 8793869, 7 pages, 2020. <https://doi.org/10.1155/2020/3793869>

You can access this article from the Table of Contents of Volume 2020, which is located at the following link:

<http://dx.doi.org/10.1155/2020/3793869>

Alternatively, you can access your article directly at the following location:

<http://dx.doi.org/10.1155/2020/3793869>

"Journal of Nutrition and Metabolism" is an open access journal, meaning that the full-text of all published articles is made freely available on the journal's website with no subscription or registration barriers.

If you would like to order reprints of this article please click here: <http://www.tandem.com/journals/home/2020/3793869/reprints>

Best regards,

Vijayalakshmi Manivasagam
Journal of Nutrition and Metabolism
Hindawi
<http://dx.doi.org/10.1155/2020/3793869>

Research Article

Awareness of Salt Intake among Community-Dwelling Elderly at Coastal Area: The Role of Public Health Access Program

Farapti Farapti ¹, Aprilia Devi Fatimah,¹ Erni Astutik,² Atik Choirul Hidajah,² and Thinni Nurul Rochmah³

¹Department of Nutrition, Faculty of Public Health, Universitas Airlangga, Surabaya 60115, Indonesia

²Department of Epidemiology, Faculty of Public Health, Universitas Airlangga, Surabaya 60115, Indonesia

³Department of Health Policy and Administration, Faculty of Public Health, Universitas Airlangga, Surabaya 60115, Indonesia

Correspondence should be addressed to Farapti Farapti; farapti@fkm.unair.ac.id

Received 8 November 2019; Accepted 22 January 2020

Academic Editor: C. S. Johnston

Copyright © 2020 Farapti Farapti et al. This is an open access article distributed under the Creative Commons Attribution License, which permits unrestricted use, distribution, and reproduction in any medium, provided the original work is properly cited.

A geographical location such as coastal area is known as risk factor hypertension relating to high exposure of salty foods. Public health access had significant effect on reducing salt intake at the community level. This study assesses salt intake in older women resident at urban coastal in Indonesia participating in the public health program. This was a cross-sectional study involving older women (56.98 ± 5.7 years) resident at urban coastal in Kenjeran, Surabaya, Indonesia. Salt intake was calculated and estimated based on 24-h urinary sodium. The mean daily salt intake was 6.16 ± 3.48 g/d; only 11.8% of subjects consumed salt intake <3 g/day. However, majority of subjects (62.8%) consume salt <6 g/d. Awareness and participation were associated significantly with low salt intake. A significant association between participation, awareness, and salt intake may suggest that participating regularly in the public health program might cause our subjects controlled excessive salt intake by limiting their salt consumption. Since daily salt intake is still significant high and hypertension is still prevalence, comprehensive strategies to reduce salt should be considered in development of sodium-reduction initiatives in this region.

1

1. Introduction

Hypertension is a major public health problem worldwide because the prevalence continues to rise. The rising incidence of HT contributes to cause morbidity and mortality since hypertension is well recognized and the most common risk factors for cardiovascular and cerebrovascular disease [1]. The prevalence of hypertension is predicted to rise around 60% by the year of 2025 with nearly 1.5 million deaths (9.4% of total deaths) annually [2, 3]. Indonesian National Health Survey 2018 demonstrated that 34.11% of the Indonesian adults have established hypertension, and the prevalence continues to rise with increasing age [4].

Risk factors of HT are closely related to modifiable factors such as dietary habits particularly excess dietary salt. Most population studies provided evidence that daily salt intake in most countries is well above the World Health Organization (WHO) recommendation. Moreover, accumulating evidence strongly supports a detrimental effect of

excess salt intake on blood pressure [5]. Decreasing the burden of diseases associated with hypertension has been identified as a public health priority, and the growing burden of hypertension increased awareness to reduce dietary salt [2, 6].

Salt-reduction strategy programs have been shown to be low cost and effective [6]. Several countries have already successfully established to reduce dietary salt in their populations including Japan, Finland, and more the United Kingdom [7]. Public health care, the leading health sector in the community, has an important role to promote population-level salt reduction by raising consumer awareness regarding salt intake, and the access to healthcare has an important role to public health outcomes [8]. Some evidence showed how public health access had a significant effect on health improvement including reducing salt intake at the population level [9]. Salt-reduction programs should seek to target not only in the common population but also especially in the most vulnerable groups [10].

Urban coastal dwellers are categorized as a vulnerable group since a geographical location such as coastal area is known as risk factors of hypertension relating to the high consumption of salty foods. The high reserves in salted fish consumed by the community can have a harmful effect on blood pressure [11]. The difficulty in accurately measuring salt intake using dietary assessment and since the majority of sodium/salt excreted in the urine, a 24-h urine collection is considered as the “gold standard” method to assess salt intake in the population; however, it is high in cost and less feasible [12]. Since our subjects were categorized as vulnerable population related to high salt intake and public health access has an important role to the health outcome, our study aims to investigate salt intake in older women resident at urban coastal in Indonesia participating in the public health program and analyze the factors related to it.

2. Materials and Methods

2.1. Design and Study Measurements. This was an observational study with cross-sectional design involving community-dwelling elderly at coastal area in 2015-2016. Data collection process was done by interviewing a structure questionnaire, measuring blood pressure, performing anthropometric data, and collecting a 24-h single urine sample. A structured questionnaire of demographic information and medical history were obtained from medical records; meanwhile, the consumption of hypertension drug use, awareness, participation, and salt preference to support the role of the public health program were directly fulfilled by participants.

2.2. Participants. We recruited subjects from the urban coastal community living in Kenjeran beach, Surabaya, aged ≥ 45 years old who met the study criteria. Fifty-one subjects who met the study criteria were obtained by consecutive sampling. Participants were included in the study if they were a member of elderly primary care setting, post-menopause women, dweller in coastal area for more than 10 years, and agree to collect a 24-h urine sample. We recruited only women because most of the men living in the coastal area (study location) worked as fishermen, **so it was difficult for them to collect the 24-h sample accurately**. In addition, only women were recruited because most of members (88%) of elderly health service are female. Participants with kidney dysfunction (creatinine clearance test (CCT) < 60 mL/min), cognitive impairment which was proven by mini-mental state examination (MMSE) score < 24 , consuming tobacco and alcohol, and inaccurate urine collection were excluded. Ethical approval was obtained from the Ethical Committee of Faculty of Public Health, Universitas Airlangga, and written informed consent was obtained from all subjects.

2.3. Public Health Program. To examine the role of the elderly public health program on salt intake, we only recruited subjects living near around the public health center and joining at the elderly public health program facilitated by the Surabaya government and for minimal 3 years. The health center is located in metropolitan city, Surabaya, which is the

second biggest city in Indonesia. This program involves interprofessional health physicians such as nurses, general practitioners, nutritionists, and health counselors to provide care for older women in the region. The program was held 2-3 times per month. The variables of the public health program related to salt intake include awareness and participation, as well as the salt preference. Table 1 shows the program of elderly public health care for the period of last 3 months that evaluated in this study.

2.4. Participation in the Elderly Health Program. The participation in the elderly health program was reported from secondary data, “subject visiting book”. Elderly community health care has operated for five years and held program activities 2-3 times per month continuity. This study recorded the number of visiting for 3 months; it means the maximum number of subject visits is eight times, and for statistical analysis, we divided based on the mean value.

2.5. Awareness. The awareness of salt intake was measured by asking the subjects using a simple self-description questionnaire “for the period of last 3 months, whether did you avoid or limit the consumption of salt?” The answer is only two options: they were yes or no. Yes answer means salt conscious, and no answer as nonsalt conscious.

2.6. Salt Preference. A simple questionnaire for salt preference included “Do you like salty foods?” and the subjects answered one from two options: they were yes or no. The fast and simple questionnaire was applied by Hashimoto et al. in 2008 [13].

2.7. Salt Intake. Since approximately 90% of sodium intake is excreted in the urine and salt excretion was considered roughly equal to sodium intake, we calculated and estimated salt intake based on twenty-four-hour urinary sodium excretion, and this was expressed as grams of sodium chloride per day [14]. The mean daily salt intake was calculated by the equation $(\text{Na (mmol/day)} \times 58.5) / 1,000 = \text{NaCl (g/day)}$ [15]. For analysis, salt intake was divided based on Indonesian recommended dietary allowance (RDA) of salt intake for older women (3 g/day) and upper limit (6 g/day) [16] and also according to WHO recommendation 5 g/day [17]. Besides Indonesian RDA, the scientific advisory committee on nutrition (SACN) also gave recommendation of maximum salt intake for adults which is 6 g/day [18].

2.8. Blood Pressure. Blood pressure was measured once in the morning, the day of urine collection, using standardized technique and appropriately validated by the trained nurse. Measurements for **three times using a standard calibrated mercury sphygmomanometer** were obtained with participants, and the average of three readings was used for the analysis. We did not report BP from the activity program because of missing of accuracy. Blood pressure was measured by registered nurse trained using standard calibrated mercury

3 | 4

TABLE 1: Evaluation of salt intake at elderly public health program.

Variable
Program evaluation
(i) Program was held 2-3 times/month. We evaluated for 8 times for 3 months.
(ii) Program involved interprofessional health physicians such as nurses, general practitioners, nutritionists, and health counselors
The activities of the program
(i) Regular physical examination
(ii) Measurement of blood pressure
(iii) Drug administration including antihypertension drugs
(iv) Health or nutrition education
(v) Physical activities/light training
(vi) Supplementary feeding
Subject evaluation
(i) Number of attendance (participation) from the subject visiting book
(ii) Awareness of salt intake by asking some simple questions
1. At the present time, do you avoid salt intake?
2. Do you think that salt intake is harmful for the healthy particularly hypertension?
3. Do you get information about salt intake from the health education program?

sphygmomanometers in the morning, the day of urine collection. Hypertension was defined based on JNC 7 criteria as systolic BP (SBP) ≥ 140 mm Hg, diastolic BP (DBP) ≥ 90 mm Hg, a self-report of taking antihypertensive medication(s), or previously diagnosed by a physician.

2.9. Statistical Analysis. Kolmogorov–Smirnov test was used to check normality data. All statistical calculations were conducted with Statistical Package for Social Science (SPSS) version 21, and p value < 0.05 was considered significant. Continuous variables were presented as mean and standard deviation, and categorical variables were summarized as numbers and percentages. Bivariate analysis to correlate continuous variables was performed by Spearman test. On the contrary, chi-square test was performed to assess factors associated with salt intake, and logistic regression was used to determine the most factors influencing salt intake.

3. Results

Demographics of the 51 subjects are shown in Table 2. The most common subjects were living in the coastal area since birth, so the length of stay was almost similar to mean age 56.98 ± 5.7 years as 19 subjects (37.3%) were classified as hypertensive by measuring BP.

Salt intake was measured by urinary 24-hour, and the mean daily salt intake of all subjects was 6.16 ± 3.48 g/d. Table 3 shows that approximately 62.8% of subjects had salt consumption < 6 g/d because of the scientific advisory committee on nutrition (SACN) recommendation of maximum salt intake for adults of 6 g/d (17). However, only 11.8% of subjects consume salt < 3 g/d. By the analysis of Spearman correlation, there was no significant correlation between sodium intake and BP ($p > 0.05$).

The evaluation of the public health program on salt intake in this study was done by getting information about awareness and participation, as well as the salt preference of the subjects. Table 4 demonstrates the mean of visiting was 4.43 times from the total eight times of visiting. However,

TABLE 2: Demographic variables of the 51 subjects who participated in the study.

Variables	Mean \pm SD or n (%)
Continues variables	
Age (year)	56.98 ± 5.7
Length of stay (year)	52.8 ± 12.57
Body mass index (kg/m^2)	25.96 ± 4.85
Systolic blood pressure (mm Hg)	132.25 ± 17.78
Diastolic blood pressure (mm Hg)	83.63 ± 10.3
Categorical variables	
Blood pressure	
Norm tension	32 (62.7%)
Hypertension	19 (37.3%)
Education level	
Elementary school	34 (66.7%)
Junior high school	12 (23.5%)
Senior high school	5 (9.8%)
Consume antihypertensive drug	
Yes	15 (29.4%)
No	36 (70.59%)

TABLE 3: Estimated salt intake from 24-h urinary stratified by Indonesian RDA and WHO and the correlation with blood pressure.

Variables	Mean \pm SD (g/day)
	6.16 ± 3.48
Based on Indonesian RDA	
< 3 g/d	6 (11.8%)
3–6 g/d	26 (51%)
> 6 g/d	19 (37.2%)
Based on WHO recommendation	
≤ 5 g/d	21 (41.2%)
> 5 g/d	30 (58.8%)
Adequacy salt intake (3 g/d)	$205.38 \pm 116.17\%$
Adequacy salt intake (5 g/d)	$123.23 \pm 69.7\%$
Adequacy salt intake (6 g/d)	$102.69 \pm 58.09\%$
Bivariate analysis	
Salt intake and systolic BP	$p = 0.71$
Salt intake and diastolic BP	$p = 0.41$

*Spearman correlation and $p < 0.05$ is considered significant.

TABLE 4: Bivariate analysis for factors associated with salt intake and hypertension status.

Variable	Salt intake			P ¹	Blood Pressure		P ¹
	Total (51) n (%)	Low (<6 g)	High (≥6 g)		Normotension	Hypertension	
Number of attendance (participate)	4.43 ± 1.37						
>Mean (5–8)	24 (47.06)	19	5	0.011*	17	7	0.26
<Mean (1–4)	27 (52.94)	12	15	OR 4.75 (1.37–16.48)	15	12	
Awareness (avoid salty food)							
Yes	35 (68.63)	26	9	0.003 ² *	24	11	0.2
No	16 (31.37)	5	11	OR 6.36 (1.73–23.34)	8	8	
Preference to salty food							
Yes	38 (74.51)	22	16	0.47	24	14	0.91
No	13 (25.49)	9	4		8	5	

¹Chi-square test; * $p < 0.05$ is considered significant.

74.5% of subjects showed preference to salty food as 68.6% of subjects obtained awareness that they must avoid salty food. Bivariate analysis showed subjects with the number of attendance less than 4 times have a risk to consume salt intake 4.75 times higher than subjects with high participation. Furthermore, subjects who have no awareness of salt intake at the moment have risk 6.36 higher to consume excessive salt than salt-conscious subjects. It can be seen that no variable is associated significantly with blood pressure.

4. Discussion

Studying about chronic disease especially hypertension (HT) is interesting and becomes public health priority since the prevalence of HT is still high enough especially in low- and middle-income countries including Indonesia [19]. Moreover, the prevalence of HT in our study (37.3%) is higher than Indonesian National Health Survey, and it is well known that dietary salt has been recognized to be major determinant of HT [4]. The gold standard method to assess salt intake is collecting 24-h urine collection although it is high cost and less feasible [12]. It is not easy to apply 24-h urine collection to measure daily salt intake in the healthy population particularly among elderly; our study faced difficulties for collecting 24-h urinary correctly; approximately a quarter of subjects must repeat to collect 24-h urinary until correct.

To our knowledge, this is the prior study evaluating daily salt intake using 24-h urine collection among the vulnerable population in Indonesia. Since the previous studies demonstrated that coastal area is known as risk factors of HT relating to intake of salty foods [11] and the elderly is the age group with the highest prevalence of HT [4], it is interesting to understand and analyze the food habit especially salt intake in the vulnerable population particularly the elderly community dwelling at coastal area.

The estimated dietary salt based on 24-h urinary salt excretion in this study was 6.16 ± 3.48 g/d; 60.78% of subjects were more than 5 g salt/day, the maximum amount recommended by WHO for adults [17, 20]. The salt intake in this study was over 74% of the adequate intake level by Dietary Reference Intake for Indonesia

[21]. Epidemiological study showed the vast majority of the world's citizens, everywhere, consume salt intake higher than general recommendation that limits salt intake to 6 g/day [20]. It indicated that salt intake in our study is still categorized high; only 11.8% of subjects consumed salt intake <3 g/day. The American Heart Association (AHA) advocates for declining in sodium consumption in the U.S. diet to 1500 mg/day by 2020; it is nearly the same as 3-4 g salt dietary [7]. Reductions in dietary salt to 3 g of salt per day could significantly reduce cardiovascular events and medical cost and yield substantial reductions in morbidity, mortality, and health care costs [6]. Urban coastal dweller is categorized as the vulnerable group since a geographical location such as coastal area is known as risk factors of hypertension relating to the high exposure of salty food [9]. Recent study demonstrated that housewives and those living in the coastal area had a significantly higher probability of high daily salt intake compared with people living in hilly areas [22]. However, it should be noted that majority of subjects (62.8%) consume salt <6 g/d; it means 62.8% subjects can maintain salt intake allowing dietary recommendation. As can be seen, these findings were lower than studies in Asian (average mean salt intake >12 g/day) and Western countries with the mean salt intake of >6 g/day [20]. Same trend was observed in The International Study of Salt and Blood Pressure (INTERSALT), which included more than 10,000 subjects from 32 countries and showed urinary salt excretion of around 9.9 g of salt per day [23].

Public health access may have an important role for maintaining salt intake in this study. Public health care, the leading health sector in the community, has an important role to promote population-level salt reduction by raising consumer awareness regarding salt intake [9, 10]. It is strongly supported by the previous study that creating awareness about the implication of excessive salt intake on health and developing strategies for reducing salt intake was reasonably possible to be implemented at the community level [22]. Our analysis revealed 68.6% of subjects avoided salty food though actually 74.5% subjects like to salty taste. Moreover, awareness of salt intake was associated with actual salt intake ($p = 0.005$). Our finding

clearly demonstrated subjects had awareness that salty food must be avoided. This is confirmed by the previous study that customer awareness and education interventions resulted in a reduction in 24-hour urinary sodium excretion [10].

Coastal area in our study was located in the urban central city so the accessibility of health information and health care services could be achieved easily. Availability of health care providers clearly influences access to health care, treatment, and rehabilitation for chronic conditions. One of the important external barriers which limits access to health services is the actual lack of available services, so it is crucial to improve the accessibility of health service as well as those services being available and easily accessed [24]. Located in the metropolitan city and near from the center of health service and education centers, the urban coastal area in our study is very available to be visited by health care providers. The information about the health problem and its risk factors including to limit salt intake can be easy achieved. Our study demonstrated that the elderly care program has developed for 5 years and held activities regularly 2-3 times a week by giving health education, training/exercise for the elderly, and supplementary feeding. In addition, nutrition education about salt intake or salty food is the most common material given by health care providers. Previous studies demonstrated that awareness of salt restriction may be due to the professional nutritional guidance [25].

The public health access includes geographical distance, the availability of health care providers, and rural culture [9]. The average length of residence of respondents was similar to mean age (52.8 ± 12.57) because almost all respondents lived in coastal areas from birth. They lived in surrounding or near from community health centers; the longest distance is only about 2 kilometers, and majority of subjects only walked to get that place. It means that our subjects can easily access to achieve the health care service. The recent study in rural coastal in Indonesia demonstrated the prevalence of HT by 40.4%. The finding is higher than that in our study; it is plausible that accessibility to health care is so far [26]. The meaningful reason is also shown by a previous study which also demonstrated that traveling long distances to health care facility can cause hard to reach, particularly if transportation is difficult or the weather is bad [9].

The easy access to get health care might subject to participate in the program and has an important role to public health outcomes [8, 9]. Our study revealed that participation was associated significantly with salt intake; low participation has risk 4.75 higher to consume excessive salt than that of high participation. Furthermore, there was significant association between awareness and participation with $p = 0.023$ (data were not shown). To support this finding, a recent study in Indonesia found the salt restriction and efficacy-maintenance program was effective in improving knowledge, attitudes, and self-efficacy of salt-reduction practices and could be applied with community-dwelling older people with high blood pressure [27]. Effectively reducing the salt intake among hypertensive female

elderly by improving nutrition knowledge, dietary behavior, and finally adherence to a recommendable low-sodium diet was also shown by a previous study [28].

Several countries have already successfully reduced salt intake in their populations including Japan, Finland, and more recently the United Kingdom [7]. Hence, it is not impossible to reduce salt intake in the vulnerable population. The easy access and low salt prices, as well as a conducive environment might cause respondents to limit their salt consumption. However, the fact is the prevalence of HT in our study was still high; furthermore, there was no association between the public health program including awareness, participation, and hypertension. This finding differs from the previous study that the access to healthcare is associated with health outcomes [8]. Meta-analysis study showed how public health access had significant effect on awareness and health improvement including hypertension [9]. The improved access will increase the request for care and support the optimal service for chronic disease treatment [29]. Another study showed easy access to medical care is the key strategy which has proved to be successful in reducing hypertension at the population level [30]. However, our finding is similar to Rubinstein et al.'s study that health intervention in prehypertension subjects did not result in a change in BP but only was associated with an improvement in some dietary habits [31]. Moreover, distance traveled to clinic visit was also not associated with the therapeutic success of controlling the blood pressure [32].

Many factors are associated with blood pressure involving the complex mechanism especially in the older people. Systematic review studies showed that a higher proportion of uncontrolled blood pressure was associated with nonadherence to medication [33–35]. The study in Indonesian primary health care reported high prevalence of polypharmacy among the geriatric population, and it was associated with nonadherence [36]. Hormonal decline is the most important thing among the elderly, and it is a characteristic of the menopause along with an elevated blood pressure by activation of the sympathetic nervous system and the renin-angiotensin system [37]. Since daily salt intake is still significantly high and hypertension is still prevalent, comprehensive strategies to reduce salt such as reduction of sodium content in the packaged food, environmental recondition, and product reformulation should be considered in development of sodium-reduction initiatives in this region [17].

Potential limitation should be noted since we do not know exactly the impact of the public health program on reducing salt intake in our subjects. We did not measure salt intake and blood pressure of subjects before the PH program started, and we did not control several confounding variables influencing outcome (hypertension) such as other diseases suffered by the elderly. Furthermore, the design of our study is cross sectional and thus cannot address causality or directionality of association. However, the strength of this study is we applied a gold standard to identify and measure salt intake in the population using 24-h urinary excretion.

5. Conclusions

Our study highlights salt intake among older women in the coastal area was still categorized high; only 11.8% of subjects consumed salt intake <3 g/day. However, majority of subjects (62.8%) consume salt <6 g/d. There was a significant association between participation, awareness, and salt intake which might suggest that participating regularly in the health care program and increasing awareness on the harmful effects of excessive salt consumption may cause our subjects limit their salt consumption. Since daily salt intake is still significantly high and hypertension is still prevalent, comprehensive strategies to reduce salt intake should be considered in development of sodium-reduction initiatives in this region.

8

Data Availability

The data used to support the findings of this study are available from the corresponding author upon request.

Ethical Approval

The present study was conducted according to the guidelines laid down in the Declaration of Helsinki, and all procedures were approved by the Ethical Committee of the Faculty of Public Health, Universitas Airlangga, 505-KEPK.

Conflicts of Interest

The authors declare that they have no conflicts of interest.

Authors' Contributions

All authors contributed equally to this work.

Acknowledgments

The authors would like to express their sincere appreciation to the participants of this study. They also thank the Faculty of Public Health, Universitas Airlangga, for giving a finding support in this research and publication.

References

- [1] S. Mendis, P. Puska, B. Norrving, and WHO, *Global Atlas on Cardiovascular Disease Prevention and Control*, World Health Organization, Geneva, Switzerland, 2011.
- [2] R. Castillo, "SSA 03-1 prevalence and management of hypertension in southeast asia," *Journal of Hypertension*, vol. 34, p. e4, 2016.
- [3] P. M. Kearney, M. Whelton, K. Reynolds, P. Muntner, P. K. Whelton, and J. He, "Global burden of hypertension: analysis of worldwide data," *The Lancet*, vol. 365, no. 9455, pp. 217–223, 2005.
- [4] Division RaHD, *Indonesian National Health Survey*, Ministry of Health Republic of Indonesia, Jakarta, Indonesia, 2018.
- [5] Anderson CAM, *Sodium and Blood Pressure in Nutrition, Lifestyle Factors, and Blood Pressure*, CRC Press, Boca Raton, FL, USA, 2012.
- [6] K. Bibbins-Domingo, G. M. Chertow, P. G. Coxson et al., "Projected effect of dietary salt reductions on future cardiovascular disease," *New England Journal of Medicine*, vol. 362, no. 7, pp. 590–599, 2010.
- [7] F. J. He and G. A. MacGregor, "A comprehensive review on salt and health and current experience of worldwide salt reduction programmes," *Journal of Human Hypertension*, vol. 23, no. 6, pp. 363–384, 2009.
- [8] O. Patterson-Lomba, T. H. Harvard, M. Safan et al., "Modeling the role of healthcare access inequalities in epidemic outcomes," *Mathematical Biosciences and Engineering*, vol. 13, no. 5, pp. 1011–1041, 2016.
- [9] F. Brundisini, M. Giacomini, D. DeJean, M. Vanstone, S. Winsor, and A. Smith, "Chronic disease patients' experiences with accessing health care in rural and remote areas: a systematic review and qualitative meta-synthesis," *Ontario Health Technology Assessment Series*, vol. 13, no. 15, pp. 1–33, 2013.
- [10] S. K. Muthuri, S. O. Oti, R. J. Lilford, and O. Oyeboade, "Salt reduction interventions in sub-Saharan Africa: a systematic review," *PLoS One*, vol. 11, no. 3, Article ID e0149680, 2016.
- [11] B. Begossi, M. Cavichiolo, and C. Gurgel, "Blood pressure and hypertension among coastal fishermen in south-east Brazil," *Journal of Community Medicine & Health Education*, vol. 4, no. 1, pp. 2161–0711, 2013.
- [12] Y. Kawano, T. Tsuchihashi, H. Matsuura, K. Ando, T. Fujita, and H. Ueshima, "Report of the working group for dietary salt reduction of the Japanese society of hypertension: (2) assessment of salt intake in the management of hypertension," *Hypertension Research*, vol. 30, no. 10, pp. 887–893, 2007.
- [13] T. Hashimoto, F. Yagami, M. Owada, T. Sugawara, and M. Kawamura, "Salt preference according to a questionnaire vs. dietary salt intake estimated by a spot urine method in participants at a health check-up center," *Internal Medicine*, vol. 47, no. 5, pp. 399–403, 2008.
- [14] Japanese Society of Hypertension, "Japanese society of hypertension guideline for the management of hypertension (JSH 2004)," *Hypertension Research*, vol. 29, pp. S1–S106, 2006.
- [15] B. D. Dickinson and S. Havas, "Reducing the population burden of cardiovascular disease by reducing sodium intake," *Archives of Internal Medicine*, vol. 167, no. 14, pp. 1460–1468, 2007.
- [16] Dietary Allowance: The Regulation of Ministry of Health. Jakarta, Indonesia, 2019.
- [17] WHO, *Reducing salt intake in populations, Report of a WHO Forum and Technical Meeting*, WHO, Paris, France, 2007.
- [18] The Stationery Office, *Scientific Advisory Committee on Nutrition. Salt and Health*, The Stationery Office, London, UK, 2003.
- [19] K. T. Mills, J. D. Bundy, T. N. Kelly et al., "Global disparities of hypertension prevalence and control," *Circulation*, vol. 134, no. 6, pp. 441–450, 2016.
- [20] I. J. Brown, I. Tzoulaki, V. Candeias, and P. Elliott, "Salt intakes around the world: implications for public health," *International Journal of Epidemiology*, vol. 38, no. 3, pp. 791–813, 2009.
- [21] Ministry of Health, Republic of Indonesia, Indonesian Recommendation, 2019.
- [22] S. Rasheed, S. Jahan, T. Sharmin et al., "How much salt do adults consume in climate vulnerable coastal Bangladesh?" *BMC Public Health*, vol. 14, no. 1, p. 584, 2014.
- [23] Intersalt Cooperative Research Group, "Intersalt: an international study of electrolyte excretion and blood pressure: results for 24 hour urinary sodium and potassium excretion," *BMJ*, vol. 297, no. 6644, pp. 319–328, 1988.

- [24] J. M. Longman, J. B. Singer, Y. Gao et al., "Community based service providers' perspectives on frequent and/or avoidable admission of older people with chronic disease in rural NSW: a qualitative study," *BMC Health Services Research*, vol. 11, no. 1, p. 265, 2011.
- [25] Y. Ohta, K. Ohta, A. Ishizuka et al., "Awareness of salt restriction and actual salt intake in hypertensive patients at a hypertension clinic and general clinic," *Clinical and Experimental Hypertension*, vol. 37, no. 2, pp. 172–175, 2015.
- [26] Rina, "The difference of hypertension proportion between fisher dwellers and agriculture dwellers in province of west sumatera," 2006.
- [27] A. M. Irwan, M. Kato, K. Kitaoka, E. Ueno, H. Tsujiguchi, and M. Shogenji, "Development of the salt-reduction and efficacy-maintenance program in Indonesia," *Nursing & Health Sciences*, vol. 18, no. 4, pp. 519–532, 2016.
- [28] K. S. Yim, "The effects of a nutrition education program for hypertensive female elderly at the public health center," *Korean Journal of Community Nutrition*, vol. 13, no. 5, pp. 640–652, 2008.
- [29] Y. Mamo, E. Seid, S. Adams, A. Gardiner, and E. Parry, "A primary healthcare approach to the management of chronic disease in Ethiopia: an example for other countries," *Clinical Medicine*, vol. 7, no. 3, pp. 228–231, 2007.
- [30] R. Cifkova, G. Fodor, and P. Wohlfahrt, "Changes in hypertension prevalence, awareness, treatment, and control in high-, middle-, and low-income countries: an update," *Current Hypertension Reports*, vol. 18, no. 8, p. 62, 2016.
- [31] A. Rubinstein, J. J. Miranda, A. Beratarrechea et al., "Effectiveness of an mHealth intervention to improve the cardiometabolic profile of people with prehypertension in low-resource urban settings in Latin America: a randomised controlled trial," *The Lancet Diabetes & Endocrinology*, vol. 4, no. 1, pp. 52–63, 2016.
- [32] C. El Bcheraoui, M. Tuffaha, F. Daoud et al., "Access and barriers to healthcare in the Kingdom of Saudi Arabia, 2013: findings from a national multistage survey," *BMJ Open*, vol. 5, no. 6, Article ID e007801, 2015.
- [33] M. J. Oori, F. Mohammadi, K. Norouzi-Tabrizi, M. Fallahi-Khoshknab, and A. Ebadi, "Prevalence of medication adherence in patients with hypertension in Iran: a systematic review and meta-analysis of studies published in 2000-2018," *ARYA Atherosclerosis*, vol. 15, no. 2, p. 82, 2019.
- [34] T. M. Abegaz, A. Shehab, E. A. Gebreyohannes, A. S. Bhagavathula, and A. A. Elnour, "Nonadherence to antihypertensive drugs: a systematic review and meta-analysis," *Medicine*, vol. 96, no. 4, p. e5641, 2017.
- [35] J. Ø. Nielsen, A. D. Shrestha, D. Neupane, and P. Kallestrup, "Non-adherence to anti-hypertensive medication in low- and middle-income countries: a systematic review and meta-analysis of 92443 subjects," *Journal of Human Hypertension*, vol. 31, no. 1, pp. 14–21, 2017.
- [36] R. Abdulah, W. N. Insani, N. E. Putri, H. P. Purba, D. P. Destiani, and M. I. Barliana, "Pattern of medication use in geriatric patients at primary health care facilities in Karawang, Indonesia," *Drug, Healthcare and Patient Safety*, vol. 11, pp. 1–5, 2019.
- [37] R. O. Maranon and J. F. Reckelhoff, "Mechanisms responsible for postmenopausal hypertension in a rat model: roles of the renal sympathetic nervous system and the renin-angiotensin system," *Physiological Reports*, vol. 4, no. 2, Article ID e12669, 2016.

Composition Comments

1. Please check the enumeration of all sections and subsections throughout the paper.
2. We have rephrased the part “so it was . . . accurately” for clarity and correctness. Please confirm that this is your intended meaning.
3. We have edited Table 1 for clarity. Please confirm that this is your intended meaning.
4. Please check whether Tables 1 and 2 is displayed correctly.
5. We have rephrased the part “Three times . . . sphygmomanometer” for clarity and correctness. Please confirm that this is your intended meaning.
6. To maintain sequential ordering, References have been reordered both in the citations and reference list. Please check.
7. Please provide the complete details for Reference [26].
8. Please carefully check your Data Statement, as it may have been rephrased by our editorial staff. If you'd like assistance in making further revisions, please refer to our Research Data policy at <https://www.hindawi.com/research.data/#statement>.

Author(s) Name(s)

It is very important to confirm the author(s) last and first names in order to be displayed correctly on our website as well as in the indexing databases:

Author 1

Given Names: Farapti

Last Name: Farapti

Author 2

Given Names: Aprilia Devi

Last Name: Fatimah

Author 3

Given Names: Erni

Last Name: Astutik

Author 4

Given Names: Atik Choirul

Last Name: Hidajah

Author 5

Given Names: Thinni Nurul

Last Name: Rochmah

It is also very important for each author to provide an ORCID (Open Researcher and Contributor ID). ORCID aims to solve the name ambiguity problem in scholarly communications by creating a registry of persistent unique identifiers for individual researchers.

To register an ORCID, please go to the Account Update page (<http://mts.hindawi.com/update/>) in our Manuscript Tracking System and after you have logged in click on the ORCID link at the top of the page. This link will take you to the ORCID website where you will be able to create an account for yourself. Once you have done so, your new ORCID will be saved in our Manuscript Tracking System automatically.

8793869.v1 Review Report

Subject appropriateness of the manuscript

The topic of this manuscript falls within the scope of Journal of Nutrition and Metabolism

Recommendation

Consider after minor changes

Comments for the author

The authors examined salt intake in Indonesian coastal women and found that salt intake was associated clear. I have several comments.

Why are the subjects only women? Please clarify.

How many times was the blood pressure measured?

There are many similar descriptions (especially the discussion part). Please make them shorter.

Reviewer Comment	Author comment
Reviewers asked information and clarify about “Why are the subjects only women	<p>Authors had added the information on materials and methods section in participant part in line 84</p> <p>We recruited subjects from urban coastal community living in Kenjeran beach Surabaya aged ≥ 45 years old who met the study criteria. Fifty-one subjects who met the study criteria were obtained by consecutive sampling. Participants were included in the study if they were member of elderly primary care setting, post menopause women, dweller in coastal area for more than 10 years, and agree to collect a 24h urine sample. We recruited only women because most of the men living in the coastal area (study location) worked as fishermen so it was difficult for them to collect urinary 24h accurately. In addition, only women were recruited because most of (88%) member of elderly health service is female. Participants with kidney dysfunction</p>
Reviewers asked information and clarify about “How many times was the blood pressure measured?”	<p>Authors have added the information on materials and methods section in blood pressure part in line 128</p> <p>Blood pressure was measured once in the morning the day of urine collection using standardized technique and appropriately validated by trained nurse. Three times measurements using standard calibrated mercury sphygmo manometer were obtained with participants and the average of three readings was used for the analysis. We did not reported BP from the activities program because of missing of accuracy</p> <p>And in the last paragraph in discussion section about the study limitation, we add information “Potential limitation should be noted is we do not know exactly the impact of public health program on reducing salt intake in our subjects. We did not</p>

	<p>measure salt intake and blood pressure of subjects before the PH program start,</p>
<p>There are many similar descriptions (especially the discussion part). Please make them shorter</p>	<p>Authors had tried to identify the similar descriptions in the discussion part and corrected, and rewriter sorter</p> <p>Paragraph 4 of discussion part in line 205-209. Authors rewrite sentences more simple</p> <p>Before: To assess awareness of salt intake in this study, we asked the question “Do you avoid salt intake?” and the most of subjects (68.6%) answered that they avoided the salt intake, though actually 74.5% subjects like to salty taste. Our analysis was also shown that awareness of salt intake was associated with actual salt intake (p=0.005). Our finding clearly demonstrated subjects had awareness that salty food must be avoided</p> <p>After: Our analysis revealed as 68.6% of subject avoided salty food though actually 74.5% subjects like to salty taste. Moreover, awareness of salt intake was associated with actual salt intake (p=0.005). Our finding clearly demonstrated subjects had awareness that salty food must be avoided.</p> <p>Paragraph 6, start line 228: authors delete some sentences</p> <p>The public health access includes geographical distance, the availability of health care providers, and rural culture [9]. Our study investigated about the distance of their home to nearest community health service and observed elderly community health program followed by the subjects. The average length of residence of respondents was similar to mean age (52.8± 12.57) because almost all respondents lived in coastal areas from birth. They lived in surrounding or near from community health centers; the longest distance is only about 2 kilometers and majority of subjects only walked to get that place. It means that our subject can easy access to achieve the health care service. The easy access to get health care might subject to participate in the program and has an important role to public health outcomes [8, 9]. The recent study in rural coastal in Indonesia demonstrated the prevalence of HT by 40.4%. The finding is higher than those our study; it is plausible that accessibility to health care is so far [25]. The meaningful reason is also shown a previous study also demonstrate that traveling long distances to health care facility can cause hard to reach, particularly if transportation is difficult or the weather is bad [9].</p> <p>Paragraph 7: Authors change sentence in the first paragraph 7 and delete some sentences</p> <p>Before The another important thing how the usefulness of public health access is patient’s participation. The subjects participated actively was assessed by calculating the number of attendance. Our study revealed that participation was associated significantly with salt intake; low participation have risk 4.75 higher to consume excessive salt than those high participation. Furthermore, there was significant association between awareness and participation with p=0.023 (data was not shown). Although the design of our study is cross-sectional and thus cannot address causality or directionality of association, the study highlighted a significant association between participation, awareness, and salt intake may suggest that participating regularly in public health program might cause our subjects controlled excessive salt intake by limiting their salt consumption on their food. To supports this finding, a recent study in Indonesia found the salt restriction and efficacy-maintenance program was effective in improving</p>

knowledge, attitudes, and self-efficacy of salt-reduction practices and could be applied with community-dwelling older people with high blood pressure [26]. The effectively reducing the salt intake among hypertensive female elderly by improving nutrition knowledge, dietary behavior, and finally adherence to a recommendable low-sodium diet was also shown by previous study [27]

After:

The easy access to get health care might subject to participate in the program and has an important role to public health outcomes [8, 9]. Our study revealed that participation was associated significantly with salt intake; low participation has risk 4.75 higher to consume excessive salt than those high participations. Furthermore, there was significant association between awareness and participation with $p=0.023$ (data was not shown). To supports this finding, a recent study in Indonesia found the salt restriction and efficacy-maintenance program was effective in improving knowledge, attitudes, and self-efficacy of salt-reduction practices and could be applied with community-dwelling older people with high blood pressure [26]. The effectively reducing the salt intake among hypertensive female elderly by improving nutrition knowledge, dietary behavior, and finally adherence to a recommendable low-sodium diet was also shown by previous study [27].

Paragraph 9: delete some sentences and rewrite more simple before

Many factors are associated with blood pressure involving complex mechanism especially in older people. ~~Elderly usually have multiple chronic disease and get poly pharmacy for treatment. The study in Indonesian primary health care facilities highlighted that the poly pharmacy among the geriatric population remain highly prevalent [32]. Moreover, non-adherence to antihypertensive drugs appear still high prevalence and systematic review studies showed that a higher proportion of uncontrolled blood pressure was associated with non-adherent to medication [33-35]. Our data showed hypertensive subjects were 37.3% but only 29.4% of those consumed antihypertensive drug. Another factor that influence BP among elderly is about hormonal. Hormonal decline is the most important thing among elderly and it is a characteristic of the menopause along with an elevated blood pressure. In elderly women, the complexity mechanisms may mediate the raising blood pressure, including activation of the sympathetic nervous system and renin angiotensin system [36]. Since daily salt intake is still significant high and hypertension is still prevalence, comprehensive strategies to reduce salt such as reduction of sodium content of packaged food, environmental recondition, product reformulation should be considered in development of sodium-reduction initiatives in this region [16]~~

After

Many factors are associated with blood pressure involving complex mechanism especially in older people. Systematic review studies showed that a higher proportion of uncontrolled blood pressure was associated with non-adherent to medication [33-35]. The study in Indonesian primary health care reported high prevalent of poly pharmacy among the geriatric population and it was associated with non-adherence [32]. Hormonal decline is the most important thing among elderly and it is a characteristic of the menopause along with an elevated blood pressure by activation of the sympathetic nervous system and renin angiotensin system [36]. Since daily salt intake is still significant high and hypertension is still prevalence, comprehensive strategies to reduce salt such as reduction of sodium content of packaged food, environmental recondition, product reformulation should be considered in development of sodium-reduction initiatives in this region [16]

Last paragraph: delete some sentences that are similar to those in the conclusions section and focused to discuss limitation and strength of this study

~~The main finding of the current study is the study highlighted a significant association between participation, awareness, and salt intake may suggest that participating regularly in public health program might cause our subjects controlled excessive salt intake by limiting their salt consumption on their food.~~ Potential limitation should be noted is we do not know exactly the impact of public health program on reducing salt intake in our subjects. We did not measure salt intake and **blood pressure** of subjects before the PH program start, and we did not control several confounding variables influencing outcome (hypertension) such as other diseases suffered by elderly. Furthermore, the design of our study is cross-sectional and thus cannot address causality or directionality of association. However, the strength of this study is we applied a gold standard to identify and measure salt intake in population using 24-h urinary excretion.