

# Teaching Reaction Kinetics Through Isomerization Cases with the Basis of Density- functional Calculations

*by* Febdian Rusydi

---

**Submission date:** 09-Mar-2021 05:41PM (UTC+0800)

**Submission ID:** 1528279287

**File name:** rusydi-1b-manuscript.pdf (2.37M)

**Word count:** 11879

**Character count:** 57891

1  
2  
3  
4 **Teaching Reaction Kinetics Through Isomerization Cases with the Basis of Density-**  
5  
6  
7 **functional Calculations**

8  
9  
10 **Febdian Rusydi<sup>a,b,\*</sup>**, Roichatul Madinah<sup>b</sup>, Ira Puspitasari<sup>b,c</sup>, W. F. Mark-Lee<sup>d</sup>, Azizan  
11 Ahmad<sup>e</sup>, and Andriwo Rusydi<sup>f</sup>

12  
13 <sup>a</sup> *Department of Physics, Faculty of Science and Technology, Universitas Airlangga, Jl.*  
14 *Mulyorejo, Surabaya 60115, Indonesia*

15 <sup>b</sup> *Research Center for Quantum Engineering Design, Faculty of Science and Technology,*  
16 *Universitas Airlangga, Jl. Mulyorejo, Surabaya 60115, Indonesia*

17 <sup>c</sup> *Information System Study Program, Faculty of Science and Technology, Universitas*  
18 *Airlangga, Jl. Mulyorejo, Surabaya 60115, Indonesia*

19 <sup>d</sup> *Department of Basic Science and Engineering, Faculty of Agriculture and Food Sciences,*  
20 *Universiti Putra Malaysia, Bintulu, Sarawak 97008, Malaysia*

21 <sup>e</sup> *Department of Chemical Sciences, Faculty of Science and Technology, Universiti*  
22 *Kebangsaan Malaysia, Bangi, Selangor 43600, Malaysia*

23 <sup>f</sup> *Department of Physics, Faculty of Science, National University of Singapore, Singapore*  
24 *117542, Singapore*

25  
26  
27  
28 **\*Corresponding author: [rusydi@fst.unair.ac.id](mailto:rusydi@fst.unair.ac.id)**

29  
30  
31  
32  
33 **Abstract**

34  
35  
36  
37 The fundamental mechanism of biochemistry lies on the reaction kinetics, which is  
38 determined by the reaction pathways. Interestingly, the reaction pathway is a challenging  
39 concept for undergraduate students. Experimentally, it is difficult to observe, and  
40 theoretically, it requires some degree of physics knowledge, namely statistical and quantum  
41 mechanics. However, students can utilize computational methods to study the reaction  
42 kinetics without paying too much attention but not wholly neglecting the comprehension of  
43 physics. We hereby provided an approach to study the reaction kinetics based on density-  
44 functional calculations. We particularized the study of the isomerization case involving five  
45  
46  
47  
48  
49  
50  
51  
52  
53  
54  
55  
56  
57  
58  
59  
60

1  
2  
3  
4 molecules at three different temperatures and emphasized the importance of the transition  
5  
6 state in the study of reaction kinetics. The results we presented were in good agreement with  
7  
8 the experiments and provided useful insights to assist students in the application of their  
9  
10 knowledge into their research.  
11  
12

13  
14 **Keywords:** Reaction Kinetics; Computational Study; Density Functional Theory; Transition  
15  
16 State; Vibrational Modes  
17  
18

## 19 20 21 22 **1 Introduction** 23 24

25 The Nobel Prize in Chemistry 2013 was a reminder to the biochemistry communities about  
26  
27 the importance of quantum mechanics and computational methods. Long before the Nobel  
28  
29 committee recognized the works of Karplus-Levitt-Warshell, [1] the community already  
30  
31 realized the fundamental biochemistry lay on chemical reactions, which were full of quantum  
32  
33 physics. It was Linus Pauling who pioneered the application of quantum mechanics in  
34  
35 chemistry when he introduced it to explain the nature of the chemical bond. [2] The chemical  
36  
37 bond itself is a many-electron problem, which required certain physical approximations and  
38  
39 numerical methods to determine the appropriate wave functions. The Nobel Prize in  
40  
41 Chemistry 1998 for Kohn, and Pople [3] was precisely about this matter.  
42  
43  
44

45  
46 The reminder makes sense since the aspect of quantum mechanics is not apparent in  
47  
48 the biochemistry field. While the quantum effects are visible at the scale of Angstrom or  
49  
50 smaller, the objects of interest in biochemistry are usually at the size of nano to micrometer.  
51  
52 That is the reason biochemists tend to apply the classical mechanic approach instead of the  
53  
54  
55

1  
2  
3  
4 quantum one. Nonetheless, there is the presence of quantum effects in chemical re- actions  
5  
6 despite the size of reactants, which reflects the importance of physical chemistry. However,  
7  
8 mainstream undergraduate biochemistry textbooks, such as Nelson's Lehninger Principles  
9  
10 [4] and Voet's Biochemistry [5], rarely discuss quantum mechanics and assume that the  
11  
12 readers have some physical chemistry background. Moreover, a physical chemistry textbook  
13  
14 review by Zimmerman [6] gave us gave us the awareness that not all the textbooks on  
15  
16 physical chemistry for bioscience have an adequate quantum explanation for biochemistry.  
17  
18

19  
20  
21 On the other hand, the use of computers in teaching has been prevalent in  
22  
23 undergraduate courses. The integration of computational methods into undergraduate  
24  
25 curricula in chemistry has been beneficial for the students. [7–9] For example, Rodrigues et  
26  
27 al. [10] and Elmore et al. [11] reported their efforts on introducing undergraduate student to  
28  
29 molecular dynamics simulation based on classical mechanics. In term of quantum mechanics,  
30  
31 Esselman, and Hill [7] and Halpern [12] taught students on the chemical re actions with the  
32  
33 basis of density functional theory (DFT). The classical and quantum mechanical approaches  
34  
35 are essential in studying chemical reactions. Both consider the reaction in terms of intra and  
36  
37 intermolecular interactions. The classical approach uses the molecular mechanical force field  
38  
39 to govern the interaction, while the quantum approach uses the electronic structures. Even  
40  
41 though the concept is more abstract than the classical mechanical approach, the quantum one  
42  
43 is favorable to study molecular systems.  
44  
45  
46  
47  
48

49 We utilize the computational method to study chemical kinetics quantum mechanically.  
50  
51 We intend to expose biochemistry students to quantum mechanics in straightforward  
52  
53 practical applications. Our focus is on the transition state (TS), which is essential in  
54  
55  
56  
57  
58  
59  
60

1  
2  
3  
4 biochemistry since Pauling [13] introduced it in the explanation of enzymatic  
5  
6 reaction in 1948. [14] A molecule's lifetime in the TS is very brief, hence it is challenging to  
7  
8 observe experimentally. Since the TS is a quantum state, the computational method is a  
9  
10 favorable tool to identify all possible transition states along with all possible reaction  
11  
12 pathways. Our case of study is on the topic of isomerization since it is the simplest chemical  
13  
14 reaction so that students can understand the rate constant calculation derived from the basic  
15  
16 formulation.  
17  
18

19  
20  
21 We prefer the computational method with the basis of DFT to perform the project. We  
22  
23 discuss the reason for the use of DFT in the next section. The project presented herein was  
24  
25 assigned to a bachelor student. The student performed the task during her last two semesters.  
26  
27 The Handout in the Supplementary Information and all the results reported in this article  
28  
29 were extracted from her work, providing a step-by-step procedure together with notes for the  
30  
31 instructors. Therefore, we have ascertained the reproducibility of this exercise. Meanwhile,  
32  
33 we discuss the insights here so to assist students in the application of their knowledge into  
34  
35 practical research.  
36  
37  
38  
39  
40  
41  
42

## 43 **2 Theoretical Background**

44  
45  
46 There are two ingredients to study chemical kinetics, which are the TS and the vibrational  
47  
48 modes. DFT calculations can construct the former, while post-DFT calculations can  
49  
50 determine the latter. Therefore, students can explore the reaction kinetic without the need to  
51  
52 conduct experiments. However, students must have a basic knowledge of quantum  
53  
54  
55  
56  
57  
58  
59  
60

1  
2  
3  
4  
5  
6  
7  
8  
9  
10  
11  
12  
13  
14  
15  
16  
17  
18  
19  
20  
21  
22  
23  
24  
25  
26  
27  
28  
29  
30  
31  
32  
33  
34  
35  
36  
37  
38  
39  
40  
41  
42  
43  
44  
45  
46  
47  
48  
49  
50  
51  
52  
53  
54  
55  
56  
57  
58  
59  
60

mechanics, statistical mechanics, and atomic and molecular physics (a physical chemistry course can cover for the last two topics) to interpret the computational results. In this section, we briefly summarized the TS, DFT, and vibrational modes calculations, which are pivotal for students to understand the project. We list the technical terms in Table 1 to assist readers in getting familiar with the terms.

[Table 1 about here.]

## 2.1 The Transition State

In terms of stability, the TS is the opposite of the ground state. One way to picture the stability of molecules is by using the potential energy curve (PEC), as illustrated in Figure 1. The ground state is located at the local minimum, while the TS is at the local maximum (also known as the saddle point). At the TS, the particle stands like a ball on a hill. The ball tends to move to any lower places, which explains the short lifetime of the molecule in the TS. In the illustration, the particle's total energy ( $E = T_n + V_n$ ) is higher than the TS's energy, hence it can cross from  $x_1$  to  $x_3$ . In the case of a chemical reaction, it implies that the product were generated; otherwise the reaction would not have occurred.

[Figure 1 about here.]

In an energy level diagram (ELD) of a chemical reaction, the TS determines the possible reaction pathways. Figure 2 shows a chemical reaction that may undergo Path 1 or Path 2, which is identified by the number of the TSs in the pathways. Both reactants and products commonly are at the ground state. Path 1 is the simplest one and often referred to

1  
2  
3  
4 as the one-step mechanism, where there is only one TS. Path 2 contains two TSs that straddles  
5  
6 a ground state between, which is called the intermediate state.  
7  
8

9  
10 Two substantial physical quantities in an ELD are  $\Delta E_1$  and  $\Delta E_2$ . The former associates  
11 with bonding energy and the latter correspond to the energy barrier. The energy barrier is due  
12 to the TS that acts like a barrier between the reactants and the products. The reactants must  
13 obtain sufficient energy to cross the barrier, otherwise, the reaction will not occur. Eyring  
14 [15] developed a theory for the rate constant calculations based on the TS, which is called  
15 transition-state theory (TST, please see The Handout for the detailed formula). The theory is  
16 analogous to the empirical Arrhenius equation.  
17  
18  
19  
20  
21  
22  
23  
24

25  
26 [Figure 2 about here.]  
27  
28

## 29 **2.2 Density Functional Theory**

30  
31

32 Each state in the ELD (Figure 2) is essentially a quantum state. A quantum state contains two  
33 physical quantities: the total electronic wave function and the total electronic energy, or ( $\psi$ ,  
34  $E$ ). The  $\psi$  consists of a linear combination of all occupied molecular orbital wave functions  
35 (MOs). The MOs and its corresponding energy construct the electronic structure of the  
36 molecule. Therefore, studying a molecular system with the basis of molecular orbitals is  
37 referred to the electronic structure methods.  
38  
39  
40  
41  
42  
43  
44

45  
46 In quantum mechanics, a quantum state is a solution of an equation of motion (EOM).  
47 The fundamental quantum EOM is the time-independent Schrödinger equation (TISE).  
48 While TISE is the foundation of the electronic structure methods, it is solvable only for the  
49  
50  
51  
52  
53  
54  
55  
56  
57  
58  
59  
60



1  
2  
3  
4 simplest model, the hydrogen atom. Some mathematical approximations are required to  
5  
6 modify TISE such that it is solvable for a many-electron system.  
7

8  
9  
10 DFT provides another EOM for dealing with many-electron system. It replaces  $\psi$  with  
11 the electron density ( $\rho$ ) since the ground state  $\rho$  is unique for each system. [16] It led to a new  
12 EOM with the basis of  $\rho$ , which is called the Kohn-Sham equation, and engendered a new  
13 potential known as the exchange-correlation (XC). [17] The Kohn-Sham equation can  
14 determine the most stable geometry of the molecule and its correspondent  $E$ , which is the  
15 quantum state in the ELD.  
16  
17  
18  
19  
20  
21  
22

### 23 24 **2.3 Vibrational Modes**

25  
26  
27 Nuclei within a molecule are constantly vibrating, that leads to the molecular vibration  
28 phenomena. Molecular vibrations are the origin of the infrared spectrum, which is usually  
29 used to identify the presence of chemical bonds. A common perception of molecular  
30 vibrations is that heat vibrates molecules. However, molecules are still vibrating even at  
31 absolute zero temperature, which is known as the zero-point energy. [18] The zero-point  
32 energy is a quantum effect and may influence a chemical reaction.  
33  
34  
35  
36  
37  
38  
39

40  
41  
42 Molecular vibrations have patterns, which are called the vibrational modes. Water, for  
43 example, possesses the following modes of vibration: stretching, scissoring, rocking,  
44 wagging, and twisting. A non-linear molecule with  $N$  atoms has  $3N - 6$  vibrational modes,  
45 and it is  $3N - 5$  for linear molecules. [19] The vibrational modes can be understood from the  
46 harmonic oscillator. [20] Around the ground state (Figure 1:  $x_1$  and  $x_3$ ), all vibrational modes  
47 have positive real number force constants. Therefore, the restoring forces always bring the  
48  
49  
50  
51  
52  
53  
54  
55  
56  
57  
58  
59  
60



1  
2  
3  
4 molecule back to the ground state geometry (oscillation occurs). However, around the TS  
5  
6 (Figure 1:  $x_2$ ), at least one mode disappears because the restoring force fails to bring the  
7  
8 molecule into the TS (no oscillation occurs). In the mathematical solution, disappearing  
9  
10 modes are identified by negative force constants; hence, their corresponding frequency is an  
11  
12 imaginary number. By tracking these specific modes, we can design a correct reaction  
13  
14 pathway.  
15  
16  
17

18  
19 The importance of vibrational mode calculations is that it is the door to apply thermal  
20  
21 energy correction on the total energy. The Kohn-Sham equation works at absolute zero  
22  
23 temperature, as it is in TISE. Consequently, the ELD in Figure 2 constructed from the DFT  
24  
25 calculations is at absolute zero temperature. However, chemical reactions occur at a certain  
26  
27 temperature. Therefore, the thermal energy corrections are necessary. The thermal energy  
28  
29 corrections include the internal energy, enthalpy, and the Gibbs free energy. Practically, the  
30  
31 vibrational mode calculations are performed after the optimized geometry has been achieved  
32  
33 (a post-DFT calculation).  
34  
35  
36  
37  
38  
39  
40

### 41 **3 Case Studies**

#### 42 43 44 **3.1 Description**

45  
46 Table 2 lists four case studies of isomerization, together with the experimental <sup>25</sup> values of the  
47  
48 activation energy, the pre-exponential factor, and the rate constant from McQuarrie, and  
49  
50 Simon [21] textbook. The four cases exhibit first-order rate laws and occur experimentally  
51  
52 in a gas phase, which is a perfect condition for a DFT study. The cases I, II, III and IV have  
53  
54  
55  
56  
57  
58  
59  
60

1  
2  
3  
4 been ordered according to the increasing difficulty level of finding the TS geometry. The  
5  
6 difficult examples could involve more than one intermediate and/or TS and therefore it is  
7  
8 difficult to determine the preferable reaction pathways. As a result, students may present  
9  
10 reaction kinetics that are erroneous, or ambiguous.  
11  
12

13  
14 Students must design the possible isomerization pathways for all four cases. What they  
15  
16 know from the experiments is the initial and final states, as depicted in Table 2. Students  
17  
18 must be aware that while most computational chemistry software can perform geometry  
19  
20 optimization in the TS, there is always a question whether the calculated geometry is a correct  
21  
22 saddle point that connects the reactants and the products in a PEC. The question becomes  
23  
24 crucial when the reaction pathway has more than one TS.  
25  
26

27  
28 Student shall perform a series of calculations to verify their designed pathways. The  
29  
30 next section explains the series of calculations. Eventually, they shall calculate the Arrhenius  
31  
32 parameters (energy of activation and pre-exponential factor) and rate constant based on their  
33  
34 designed pathways. The predicted results shall be compared to the experimental values to  
35  
36 justify their designed pathways.  
37  
38

39  
40  
41 [Table 2 about here.]  
42  
43

44 After completing the case studies, we expect students to explore the following two  
45  
46 questions. The isomerization product can have more than one possible isomer. The first  
47  
48 question is which of the isomers may have the highest probability of being the product. The  
49  
50 isomerization probability depends on the energy barrier. Thus, the second question is how  
51  
52 the energy barrier can be engineered (decreased or increased). Students may introduce the  
53  
54

1  
2  
3  
4 solvent environment in their calculations. The second question is the key to introduce  
5  
6 enzymes to the reaction.  
7

### 8 9 10 **3.2 Computational Details**

11  
12 We use Path 1 in Figure 2 as our pathway model for all cases in Table 2. The reason is that  
13  
14 isomerization is a unimolecular reactions that commonly occurs in a one-step mechanism.  
15  
16 However, the same procedure we present here can be applied in bimolecular reactions such  
17  
18 as ester hydrolysis, [22, 23] redox reaction, [24] and interaction in a complex [25].  
19  
20

21  
22 We determine the energy level for all states in ELD through DFT calculations. The  
23  
24 calculations employ B3LYP and 6-311+G(d,p), as the XC and basis set (BS) respectively,  
25  
26 that are integrated into Gaussian 16 software. [26] The geometry optimization calculation  
27  
28 routine determines the initial and the final states. Students only need to input the molecule's  
29  
30 initial geometrical structure and total charge (which is zero, or neutral in our cases). To find  
31  
32 the correct TS, students must use vibrational mode calculations, which will be discussed in  
33  
34 the next section. We provide a brief introductory XC functional and BS together with  
35  
36 calculation routines in The Handout.  
37  
38  
39

40  
41 Then, we correct the DFT calculated states with thermal energy from the vibrational  
42  
43 mode calculations. Vibrational mode calculations are done at 298.15 K (room temperature),  
44  
45 500 K, and 700 K. The corrections that affect the energy barrier ( $\Delta E_2$  in Figure 2) yield to  
46  
47 the standard enthalpy ( $\Delta^\ddagger H$ ) and the standard Gibbs energy of activation ( $\Delta^\ddagger G^\circ$ ). The DFT  
48  
49 calculations can be performed with the Gaussian 16 software with the same XC functional  
50  
51  
52  
53  
54  
55  
56  
57  
58  
59  
60

1  
2  
3  
4 and BS. The thermal corrected ELD is used to determine the Arrhenius parameters and the  
5  
6 rate constants.  
7

8  
9 Finally, we use the thermal corrected ELD to determine the Arrhenius parameters and  
10 the rate constants. Two theories are applied here, the TST and the harmonic transition-state  
11 theory (HTST). [27] The TST considers all thermal energy contributions from the  
12 vibrational, rotational, and translational motion of a molecule. These three types of motion  
13 are typical for molecules in the gas phase. Meanwhile, the HTST considers only vibrational  
14 motions in the thermal energy calculations. The HTST is commonly used in studying the  
15 chemical reactions on catalysts, which shares some similarities to the reactions on enzymes.  
16 It is worthwhile to mention that the use of HTST (developed in the late 1950s) is a  
17 complement to Rice-Ramsperger-Kassel theory (RKK theory, late 1920s) [28] that has been  
18 demonstrated by Halpern [12] for Case I.  
19  
20  
21  
22  
23  
24  
25  
26  
27  
28  
29  
30  
31  
32  
33  
34  
35  
36

#### 37 **4 Results and Discussion**

38  
39 We present the results according to the consequential order of research flow, which is  
40 described in The Handout. There are six results, which are (1) the designed pathways, (2) the  
41 ground state structures, (3) the transition state structures, (4) the pathways in ELD, (5) the  
42 pre-exponential factors, and (6) the rate constants. The first two results focus on Case I as a  
43 demonstration for students so that they can apply the same steps to other cases as it is  
44 described in The Handout.  
45  
46  
47  
48  
49  
50  
51  
52  
53  
54  
55  
56  
57  
58  
59  
60



1  
2  
3  
4  
5  
6  
7  
8  
9  
10  
11  
12  
13  
14  
15  
16  
17  
18  
19  
20  
21  
22  
23  
24  
25  
26  
27  
28  
29  
30  
31  
32  
33  
34  
35  
36  
37  
38  
39  
40  
41  
42  
43  
44  
45  
46  
47  
48  
49  
50  
51  
52  
53  
54  
55  
56  
57  
58  
59  
60

## 4.2 The Ground State Structure

Since the nature of DFT is to determine the ground state structure, the optimized structure can be used to verify the opted XC functional and BS. Table 3 lists the geometrical parameters of methyl isocyanide from the calculated results along with two different experimental values. Overall, the values of  $\Delta_1$  and  $\Delta_2$  are within the accuracy limit according to Young [29, Table 16.1].

Students must pay attention to  $\Delta_1$  and take some additional steps (see The Handout) before justifying the results. Here, it is necessary to have two experimental references to verify the opted XC functional and BS. Besides the geometrical structure, it is also necessary to verify the electronic spin state to obtain the most stable electronic structure. In Case I, both the initial and the final states are in singlet spin states. It is well known that most of the organic compounds are in the ground singlet spin state, with some exception being in triplet carbenes. [30, 31] Therefore, B3LYP functional and 6-311+G(d,p) BS are appropriate for this study.

[Table 3 about here.]

## 4.2 The Transition State Structure

After ensuring their XC and BS, students proceed to verify the required vibrational mode in the initial state geometry. Since the vibrational mode determines the correct TS, this verification is a crucial step and the most important results of all steps. It is also the basic concept to understand the reaction kinetics of an enzyme. Therefore, students must pay careful attention during the calculation and the analysis.

1  
2  
3  
4 Table 4 lists the vibrational frequencies of methyl isocyanide at 298.15 K. The  
5  
6 28 calculated results are in a good agreement with the experimental data – this is another method  
7  
8 to verify the use of XC functional and BS. Following the formula  $3N - 6$ , methyl isocyanide  
9  
10 has 12 vibrational modes. Some are degenerate modes that leave only eight fundamental  
11  
12 modes. This is 28 in agreement with the experimental study reported by Khelifi et al. [32], which  
13  
14 observed the presence of only eight vibration bands.  
15  
16

17  
18 [Table 4 about here.]  
19

20  
21 Among the eight fundamental modes,  $\nu_1$  provides the requirement for Scheme 1. The  
22  
23 motion is captured in Figure 3(a). This mode should appear in state **1a** through **1g**. Here,  
24  
25 partial geometry optimization calculations take place when the angle of  $\angle CNC'$  is fixed.  
26  
27 Since the goal is to find the TS, only the initial few states require checking until the vibration  
28  
29 with frequency  $\nu_1$  disappears (mathematically represented by imaginary frequency). In  
30  
31 Scheme 1, it is up to state **1c** as displayed in Figure 3(c)–(d) and Table 5. It is clear that mode  
32  
33  $\nu_1$  decreases and eventually becomes an imaginary number.  
34  
35  
36

37  
38 [Figure 3 about here.]  
39

40  
41 [Table 5 about here.]  
42

43  
44 [Figure 4 about here.]  
45

46  
47 Table 5 shows the electronic energy of each state relative to the initial state energy.  
48  
49 The energy goes up to state **1b** and then goes down. Interestingly,  $\nu_1$  becomes imaginary in  
50  
51 state **1c**, which implies that the geometry of state **1c** has a TS character. Since the TS must  
52  
53 be at the saddle point, its energy must be the highest. Therefore, the TS can be predicted to  
54  
55  
56  
57  
58  
59  
60



1  
2  
3  
4 be lying between state **1b** and **1c**. The prediction is verified after performing the transition-  
5  
6  
7 state optimization calculation on the geometry of state **1c**.

8  
9  
10 Figure 4 summarizes the final geometrical structures and parameters at the TS. The  
11  
12 necessary vibration motion is the  $\nu_1$  mode. For Case I, Figure 4(a) shows how the position of  
13  
14  $N\equiv C'$  is shifting as it is rotating with the axis lying between the two atoms as it is  
15  
16 aforementioned in the previous paragraph. For Case II [Figure 4(b)], the H' atom that was  
17  
18 bound to the C atom in the initial state is moving toward one of the neighboring C atoms.  
19  
20 Therefore, the cyclic structure is broken, and a new double bond is formed (the final state).  
21  
22 Case III [Figure 4(c)] is similar to Case II. The H' from one CH is moving to the CH2  
23  
24 accordingly, and the cyclic is broken a new triple bond is formed as the final state. For Case  
25  
26 IV [Figure 4(d)], the mechanism is known as the Claisen rearrangement: the O atom, which  
27  
28 was bound with C1 at the initial state, is moving together with the fragment O-C-C' to the  
29  
30 top of the fragment C1-C-C2. [33] The motion of  $\nu_1$  allows the C' atom to form a new bond  
31  
32 with the C2 atom and a new structure is formed accordingly (the final state).  
33  
34  
35  
36  
37

#### 38 **4.4 The Activation Energy**

39  
40  
41 Once the TS is determined, it is now possible to draw the ELD. Figure 5 shows the ELD for  
42  
43 all cases from Table 2. The ELD uses relative energy, as Figure 2 explained. In general, all  
44  
45 final states are significantly more stable (their relative energy is negative) than their  
46  
47 respective initial states. Even though the stability implies that the isomerization is  
48  
49 energetically favorable, the energy barriers are still considered significantly high.  
50  
51  
52

53 [Figure 5 about here.]  
54  
55  
56  
57  
58  
59  
60

[Figure 6 about here.]

Figure 6 shows ELD after thermal corrections ( $H_{\text{corr.}}$  and  $G_{\text{corr.}}$ ) at 298.15 K. It is clear that all isomerization cases are exothermic and exergonic. Two special cases here are Case II and IV. In Case II, the isomerization of cyclopropane to propene, it is a slow reaction. In case IV, not only that it is a fast reaction, but also  $\Delta^\ddagger G^\circ > \Delta^\ddagger H^\circ$ . It implies  $\Delta^\ddagger S^\circ$  is negative. Eventually, the calculated activation energy  $E_a$  can be plotted against the experimental values, as shown in Figure 7(a). There are three plots in the figure, one calculated by the energy barrier, one by  $\Delta^\ddagger G^\circ$ , and one by TST. The comparison in the plots demonstrate that TST improves the trend (both  $m$  and  $c$  in the “ $y = m x + c$ ” of the linear regression) with respect to  $\Delta^\ddagger G^\circ$ . Furthermore, the energy barrier from DFT calculations also yields a similar trend (the slope and the  $R^2$ ) relative to the other two. It implies that the activation energy of isomerization can be predicted based on an energetic study with DFT.

[Figure 7 about here.]

#### 4.5 Pre-exponential Factors

Figure 7(b) plots the predicted pre-exponential factor  $A$  based on TST and HTST. The plot shows that the TST and HTST results are in agreement with each other. However, the linear regressions for both theories share nearly identical slope with low  $R^2$  values. Both best-fit lines clearly show that they are not aligned with the perfect  $y = x$  line, which means that their slopes are far from unity. These three characters imply that both approaches predict nearly the same value for  $A$  but with low accuracy.

1  
2  
3  
4 The divergent linear regressions from the perfect line are due to the large discrepancies  
5 found in Case II and III. It suggests that there is a significant similarity between Case II and  
6  
7 III. At the same time, the apparent difference between Case I and IV indicates that both TST  
8  
9 and HTST perform better in both instances. By considering that the two theories require  
10  
11 vibrational mode calculations, their prediction of  $A$  depends on the accuracy of calculated  
12  
13 vibrational frequencies. According to the work of Jaramillo and Scuseria [34], the higher  
14  
15 bond order of C–C is associated with a higher error for the C–C vibrational frequency (See  
16  
17 The Handout: Table SI-4). Therefore, it implies that the large discrepancy is attributed to the  
18  
19 cyclic breaking of the annulated structure and the formation of the bond with a higher bond  
20  
21 order seen in Case II and III, but not in Case I and IV.  
22  
23  
24  
25  
26  
27

#### 28 **4.6 The Rate Constants**

29  
30  
31 Figure 8 shows the final results of this work in a regression linear of  $\ln k(T)$ . The  $R^2$  of both  
32  
33 TST and HTST calculations show a good linear function relative to the experimental values.  
34  
35 However, the slope of the best-fit lines shows that TST's trend is closer to the perfect  $y = x$   
36  
37 line than that of HTST at both temperatures 500 K and 700K. Since HTST only considers  
38  
39 molecular vibration motion (refer to The Handout for the detailed formula), it indicates that  
40  
41 both rotational and translation motions are essential in the rate constant study of molecular  
42  
43 systems.  
44  
45  
46

47 [Figure 8 about here.]  
48  
49

50  
51 The trend in Figure 8 aligns with the trend of the ELD results (Figure 5 and Figure 6).  
52  
53 The rate constant calculation results show that TST and HTST underestimate  $k(T)$  in Case II  
54  
55  
56  
57  
58  
59  
60

1  
2  
3  
4 and overestimate it in Case IV. This underestimation relates to the ELD's trend in the  
5  
6 previous discussion, where  $k(T)$  from both theories depend on the energy barrier (see The  
7  
8 Handout for details). According to the ELD results, Case II is a slow reaction, but Case IV is  
9  
10 a fast one. From this perspective, both TST and HTST work best for a moderate reaction  
11  
12 (Case I and III) where the activation energy is around 160 kJ/mol (or about 1.7 eV of energy  
13  
14 barrier).  
15  
16  
17

18  
19 Since it aligns with the  $k(T)$  trend, the ELD can be used to justify the designed  
20  
21 isomerization pathways. For example, the ELD predicts  $k(T)$  quite accurately for Case I. It  
22  
23 implies that Figure 4(a) is the correct TS geometry and consequently Scheme 1 is the correct  
24  
25 mechanism. Accordingly, we have successfully explained the mechanism of isomerization  
26  
27 via vibrational movement. For Case I, it is  $\nu_1$  mode that initiates the isomerization. Therefore,  
28  
29 it is this mode that needs to be engineered for the enhancement of isomerization.  
30  
31  
32

## 33 34 35 36 **5 Summary**

37  
38  
39 We have presented the successful usage of computational method in the study of reaction  
40  
41 kinetics. The case study is four isomerizations. The computational method was with the basis  
42  
43 of density functional theory coupled with vibrational mode calculations. The investigated  
44  
45 reaction kinetic quantities were the activation energy, the pre-exponential factors, and the  
46  
47 rate constant which were determined at three different temperatures. The activation energy  
48  
49 was determined with the energy level diagram. The last two quantities were calculated by  
50  
51 two different theories, namely transition-state theory, and harmonic transition-state theory.  
52  
53  
54  
55  
56  
57  
58  
59  
60

1  
2  
3  
4 Students were tasked to design isomerization pathways for all cases. Using the de-  
5 signed pathways, students are required to track a specific mode where the vibrational  
6 frequency decreases and eventually disappears (as an imaginary number) in the transition  
7 states. The tracking was to determine the correct transition states in the isomerization  
8 pathways. Students present the pathways in an energy level diagram and use it as the basis  
9 of the kinetics quantities calculations.  
10  
11  
12  
13  
14  
15  
16  
17

18 The calculated results were in good agreement with the experiments. In the results and  
19 discussion section, students are exposed to the advanced analysis from simple pro-  
20 cedures.  
21 We provided an example of findings: the importance of a transition state in the rate constant  
22 calculations and a specific vibrational motion that initiates the isomeriza-  
23 tion. It  
24 demonstrates the usefulness of computational technology in the exploration of kinetics  
25 involved in isomerization.  
26  
27  
28  
29  
30  
31  
32  
33  
34  
35

### 36 **Supplementary Material**

37  
38  
39 A student's handout to engage in this project, which includes instructor's notes and brief  
40 explanations of formulae that have been used, is provided.  
41  
42  
43  
44  
45  
46

### 47 **Author's contribution**

48  
49  
50 Conceptualization, methodology : Febdian Rusydi  
51  
52 Resources : Ira Puspitasari  
53  
54  
55  
56  
57  
58  
59  
60

1  
2  
3  
4  
5  
6  
7  
8  
9  
10  
11  
12  
13  
14  
15  
16  
17  
18  
19  
20  
21  
22  
23  
24  
25  
26  
27  
28  
29  
30  
31  
32  
33  
34  
35  
36  
37  
38  
39  
40  
41  
42  
43  
44  
45  
46  
47  
48  
49  
50  
51  
52  
53  
54  
55  
56  
57  
58  
59  
60

Investigation : Roichatul Madinah

Formal Analysis : Febdian Rusydi, Ira Puspitasari, Azizan Ahmad, and W. F. Mark-Lee

Writing – original draft preparation : Febdian Rusydi

Writing – review & editing : Febdian Rusydi, Andrivo Rusydi, and W. F. Mark-Lee

### Acknowledgement

The authors thank to Dr. Mochamad Z. Fahmi, Rizka N. Fadlilla, and Lusia S. P. Boli (Universitas Airlangga, Indonesia), Vera Khoirunisa (Institut Teknologi Sumatera, Indonesia), Prof. Hermawan K. Dipojono and Dr. Aditya G. Saputro (Institut Teknologi Bandung, Indonesia), and Prof. Diño W. A. Tan (Osaka University, Japan) for their insightful and valuable discussions. All calculations using Gaussian 16 software were performed in “Riven”, the computing facility at Research Center for Quantum Engineering Design, Universitas Airlangga.

### References

- [1] Karplus, M., Levitt, M., and Warshel, A. The Nobel Prize in Chemistry 2013., <https://www.nobelprize.org/prizes/chemistry/2013/>, Last checked: 2019-Oct-29, 2013.
- [2] Pauling, L. (1960), The Nature of Chemical Bond and The Structure of Molecules and Crystals, 3rd; Cornell University Press: Itacha, New York, USA.

- 1  
2  
3  
4 [3] Kohn, W. and Pople, J. The Nobel Prize in Chemistry 1998., Last checked: 2019- Oct-  
5  
6 29, 1998  
7  
8  
9  
10 [4] Nelzon, D. L., and Cox, M. M. (2014), *Lehninger Principles of Biochemistry*, 5th; W.  
11  
12 H. Freeman and Compnay: New York, NY, USA.  
13  
14  
15 [5] Voet, D., and Voet, J. G. (2010), *Biochemistry*, 4th; John Wiley & Sons: Hoboken, NJ,  
16  
17 USA.  
18  
19  
20 [6] Zimmerman, J. (2005). *Physical chemistry for the biosciences*: Chang, Raymond.  
21  
22 *Biochemistry and Molecular Biology Education* 33, 382.  
23  
24  
25 [7] Esselman, B. J., and Hill, N. J. (2016). Integration of Computational Chemistry into  
26  
27 the Undergraduate Organic Chemistry Laboratory Curriculum. *Journal of Chemical*  
28  
29 *Education* 93, 932–936.  
30  
31  
32 [8] Johnson, L. E., and Engel, T. (2011). Integrating Computational Chemistry into the  
33  
34 *Physical Chemistry Curriculum*. *Journal of Chemical Education* 88, 569–573.  
35  
36  
37 [9] Ealy, J. B. (2004). Students' Understanding Is Enhanced Through Molecular Mod-  
38  
39 eling. *Journal of Science Education and Technology* 13, 461–471.  
40  
41  
42 [10] Rodrigues, J. P., Melquiond, A. S., and Bonvin, A. M. (2016). Molecular Dynamics  
43  
44 Characterization of the Conformational Landscape of Small Peptides: A Series of  
45  
46 Hands-on Collaborative Practical Sessions for Undergraduate Students. *Biochemistry*  
47  
48 *and Molecular Biology Education* 44, 160–167.  
49  
50  
51  
52  
53  
54  
55  
56  
57  
58  
59  
60



- 1  
2  
3  
4 [11] Elmore, D. E., Guayasamin, R. C., and Kieffer, M. E. (2010). A Series of Molecular  
5 Dynamics and Homology Modeling Computer Labs for an Undergraduate Molecular  
6 Modeling Course. *Biochemistry and Molecular Biology Education* 38, 216–223.  
7  
8  
9  
10  
11 [12] Halpern, A. M. (2006). Computational Studies of Chemical Reactions: The HNC HCN  
12 and  $\text{CH}_3\text{NC}-\text{CH}_3\text{CN}$  Isomerizations. *Journal of Chemical Education* 83, 69–76.  
13  
14  
15  
16  
17 [13] Pauling, L. (1948). Chemical Achievement and Hope for the Future. *American*  
18 *Scientist* 36, 50–58.  
19  
20  
21  
22 [14] A recommendation for students: a reviewer report by Schramm [35] on the  
23 development of transition states in enzymatic reactions.  
24  
25  
26  
27 [15] Eyring, H. (1935). The Activated Complex in Chemical Reactions. *The Journal of*  
28 *Chemical Physics* 3, 107–115.  
29  
30  
31  
32 [16] Hohenberg, P., and Kohn, W. (1964). Inhomogeneous Electron Gas. *Physical Re- view*  
33 136, B864.  
34  
35  
36  
37 [17] Kohn, W., and Sham, L. J. (1965). Self-consistent Equations Including Exchange and  
38 Correlation Effects. *Physical Review A* 140, A1133.  
39  
40  
41  
42 [18] For the detailed mathematical treatment: (1) Pauling, and E. Bright Wilson [36, Chapter  
43 XIC-49e], or (2) McQuarrie, and Simon [21, Chapter 18-4].  
44  
45  
46  
47  
48 [19] The “ $3N$ ” is the total degrees of freedom, where each nucleus has three degrees of  
49 freedom. The “6” comes from three degrees of freedom for rotational motion plus three  
50 degrees of freedom for translation motion. The subtraction is because we only consider  
51  
52  
53  
54  
55  
56  
57  
58  
59  
60

- 1  
2  
3  
4 the vibrational motions. The linear molecule only has two degrees of freedom for  
5  
6 rotational motion, because rotation in the primary axis (the bond) does not exist.  
7  
8  
9  
10 [20] For the detailed mathematical treatment: (1) Pauling, and E. Bright Wilson [36, Chapter  
11 X-35], or (2) McQuarrie, and Simon [21, Chapter 5-1].  
12  
13  
14  
15 [21] McQuarrie, D. A., and Simon, J. D. (1997), Physical Chemistry – A Molecular  
16 Approach, A Molecular Approach; University Science Books.  
17  
18  
19  
20 [22] Fadilla, R. N., Rusydi, F., Aisyah, N. D., Khoirunisa, V., Dipojono, H. K., Ahmad, F.,  
21 Mudasir, M., and Puspitasari, I. (2020). A Density-Functional Study of the  
22 Conformational Preference of Acetylcholine in the Neutral Hydrolysis. *Molecules* 25,  
23 670.  
24  
25  
26  
27  
28  
29  
30 [23] Rusydi, F., Aisyah, N. D., Fadilla, R. N., Dipojono, H. K., Ahmad, F., Mudasir, and  
31 Rusydi, A. (2019). The transition state conformational effect on the activation energy  
32 of ethyl acetate neutral hydrolysis. *Heliyon* 5, e02409.  
33  
34  
35  
36  
37  
38 [24] Saputro, A. G., Rusydi, F., Agusta, M. K., Kasai, H., and Dipojono, H. K. (2012).  
39 Oxygen Reduction Reaction on Cobalt-(6)Pyrrol Cluster: Density Functional The-ory  
40 Study. *Journal of Physical Society of Japan* 81, 034703.  
41  
42  
43  
44  
45 [25] Rusydi, F., Agusta, M. K., Saputro, A. G., and Kasai, H. (2012). A First Principle Study  
46 on Zinc Porphyrin Interaction with O<sub>2</sub> in Zinc Porphyrin(Oxygen) Complex. *Journal*  
47 *of Physical Society of Japan* 81, 124301.  
48  
49  
50  
51  
52  
53 [26] Frisch, M. J. et al. Gaussian 16 Revision C.01., Wallingford CT, USA: Gaussian Inc.,  
54 2016.  
55  
56  
57  
58  
59  
60

- 1  
2  
3  
4 [27] Vineyard, G. H. (1957). Frequency factors and isotope effects in solid state rate  
5 processes. *Journal of Physics and Chemistry of Solids* 3, 121–127.  
6  
7  
8  
9  
10 [28] Giacomo, F. D. (2015). A Short Account of RRKM Theory of Unimolecular Re-  
11 actions and of Marcus Theory of Electron Transfer in a Historical Perspective. *Journal*  
12 *of Chemical Education* 92, 476–481.  
13  
14  
15  
16  
17 [29] Young, D. C. (2001), *Computational Chemistry, A Practical Guide for Applying*  
18 *Techniques to Real-World Problems*; John Wiley & Sons: New York, NY, USA.  
19  
20  
21  
22 [30] Hirai, K., and Tomioka, H. (1999). A Triplet Carbene That Can Almost Be Bottled.  
23 *Journal of American Chemical Society* 121, 10213–10214.  
24  
25  
26  
27  
28 [31] Hirai, K., Itoh, T., and Tomioka, H. (2009). Persistent Triplet Carbenes. *Chemical*  
29 *Review* 109, 3275–3332.  
30  
31  
32  
33 [32] Khelifi, M., Paillous, P., Bruston, P., Raulin, F., and Guillemin, J. C. (1966). Ab-  
34 solute  
35 IR Band Intensities of  $\text{CH}_2\text{N}_2$ ,  $\text{CH}_3\text{N}_3$ , and  $\text{CH}_3\text{NC}$  in the 250–4300  $\text{cm}^{-1}$  Region and  
36 Upper Limits of Abundance in Titan's Stratosphere. *Icarus* 124, 318– 328.  
37  
38  
39  
40 [33] For the details on the Claisen rearrangement, in particular the Case IV process, students  
41 may refer to Wipf [37], or Kumar, Kumar, and Sing [38, Chapter 3.4].  
42  
43  
44  
45  
46 [34] Jaramillo, J., and Scuseria, G. E. (1999). Performance of a kinetic energy density-  
47 dependent functional (VSXC) for predicting vibrational frequencies. *Chemical Physics*  
48 *Letter* 312, 269–276.  
49  
50  
51  
52  
53  
54  
55  
56  
57  
58  
59  
60

- 1  
2  
3  
4 [35] Schramm, V. L. (1998). Enzymatic Transition States and Transition State Analog  
5 Design. *Annual Review of Biochemistry* 67, 693–720.  
6  
7  
8  
9  
10 [36] Pauling, L., and E. Bright Wilson, J. (1963), *Introduction to Quantum Mechanics with*  
11 *Application to Chemistry*; Dover Publications: Mineola, NY, USA.  
12  
13  
14  
15 [37] Wipf, P. (2010). Claisen Rearrangements. *Comprehensive Organic Synthesis* 5, 827–  
16 873.  
17  
18  
19  
20 [38] Kumar, S., Kumar, V., and Sing, S. (2016), *Pericyclic Reactions – A Mechanistic and*  
21 *Problem-Solving Approach*; Academic Press: Kidlington, Oxford, UK.  
22  
23  
24  
25 [39] Lide, D. L. (2015), *CRC Handbook of Chemistry and Physics*, 96th; Haynes, W. M.,  
26 Ed.; CRC Press/Taylor and Francis: Boca Raton, FL, USA; Chapter Structure of Free  
27 Molecules in the Gas Phase.  
28  
29  
30  
31  
32  
33 [40] Halonen, L., and Mills, I. (1989). Microwave spectrum of CHD<sub>2</sub>CN and CHD<sub>2</sub>NC, and  
34 the harmonic force field and  $r_z$  structure of methyl cyanide and isocyanide. *Journal of*  
35 *Molecular Spectroscopy* 73, 494–502.  
36  
37  
38  
39  
40  
41  
42  
43  
44  
45  
46  
47  
48  
49  
50  
51  
52  
53  
54  
55  
56  
57  
58  
59  
60

## Figure

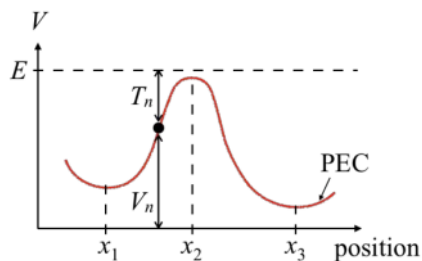


Figure 1: An illustration of a particle's PEC;  $x$  and  $y$ -axis are the particle's position and potential energy  $V$ , respectively. At position  $x_n$ , the particle has the potential and kinetic energy,  $V_n$  and  $T_n$ , respectively. The particle is only allowed to have  $V_n$  along the PEC. While  $V_n$  may change along the curve, the total energy  $E = T_n + V_n$  remains constant. The ground state is at  $x_1$  and  $x_3$ , while the TS is at  $x_2$  (the saddle point).

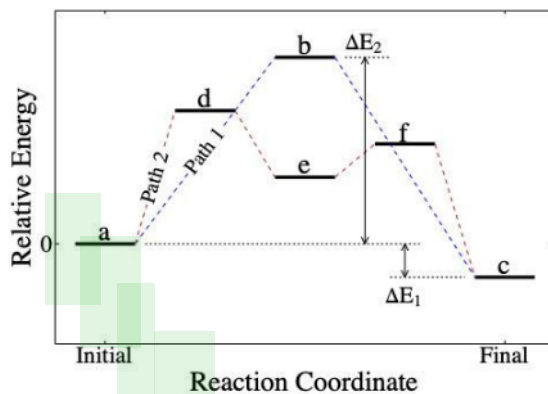


Figure 2: An energy level diagram of a chemical reaction. The reactants are in state **a** (initial) and the products are in state **c** (final). In this illustration, there are two possible reaction pathways from the initial to the final state: through the TS **b** (Path 1), or through TS **d**, which has one intermediate state **e** (Path 2). It is a common practice to set state **a**'s energy as zero reference. The energy difference  $\Delta E_1$  and  $\Delta E_2$  are the reaction energy (thermodynamic) and energy barrier (kinetics), respectively.

1  
2  
3  
4  
5  
6  
7  
8  
9  
10  
11  
12  
13  
14  
15  
16  
17  
18  
19  
20  
21  
22  
23  
24  
25  
26  
27  
28  
29  
30  
31  
32  
33  
34  
35  
36  
37  
38  
39  
40  
41  
42  
43  
44  
45  
46  
47  
48  
49  
50  
51  
52  
53  
54  
55  
56  
57  
58  
59  
60

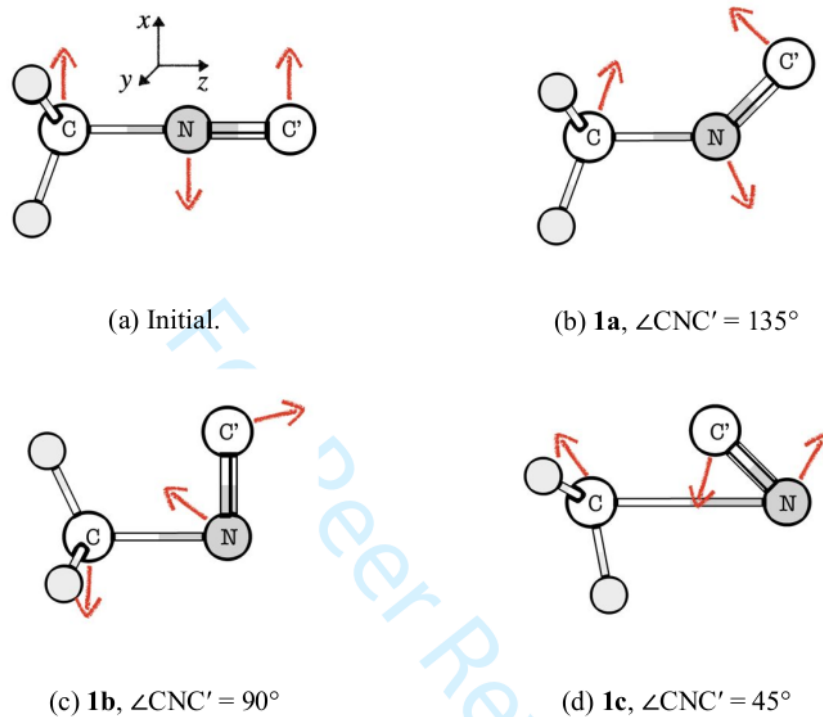


Figure 3: The motion of  $v_1$  from Scheme 1 at the first four states. The angle of  $CNC'$  is fixed during the partial optimization. (See Table 5 for their physical quantities.)



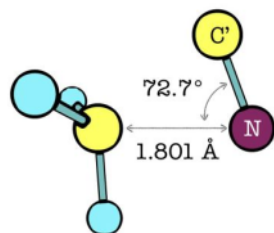
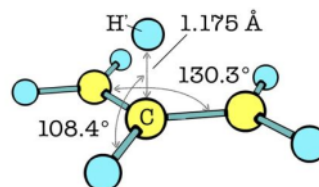
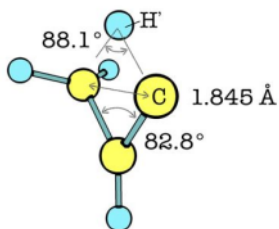
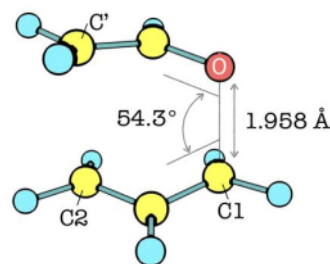
(a) Case I,  $\nu_1 = 438i$ .(b) Case II,  $\nu_1 = 1199i$ .(c) Case III,  $\nu_1 = 927i$ .(d) Case IV,  $\nu_1 = 441i$ .

Figure 4: Geometrical structure model at the TS with the value of  $\nu_1$  (in  $1/s$ ). The important bond distances and angles are also shown; angle in (d) is the dihedral angle. Only selected atoms are labeled (see text).

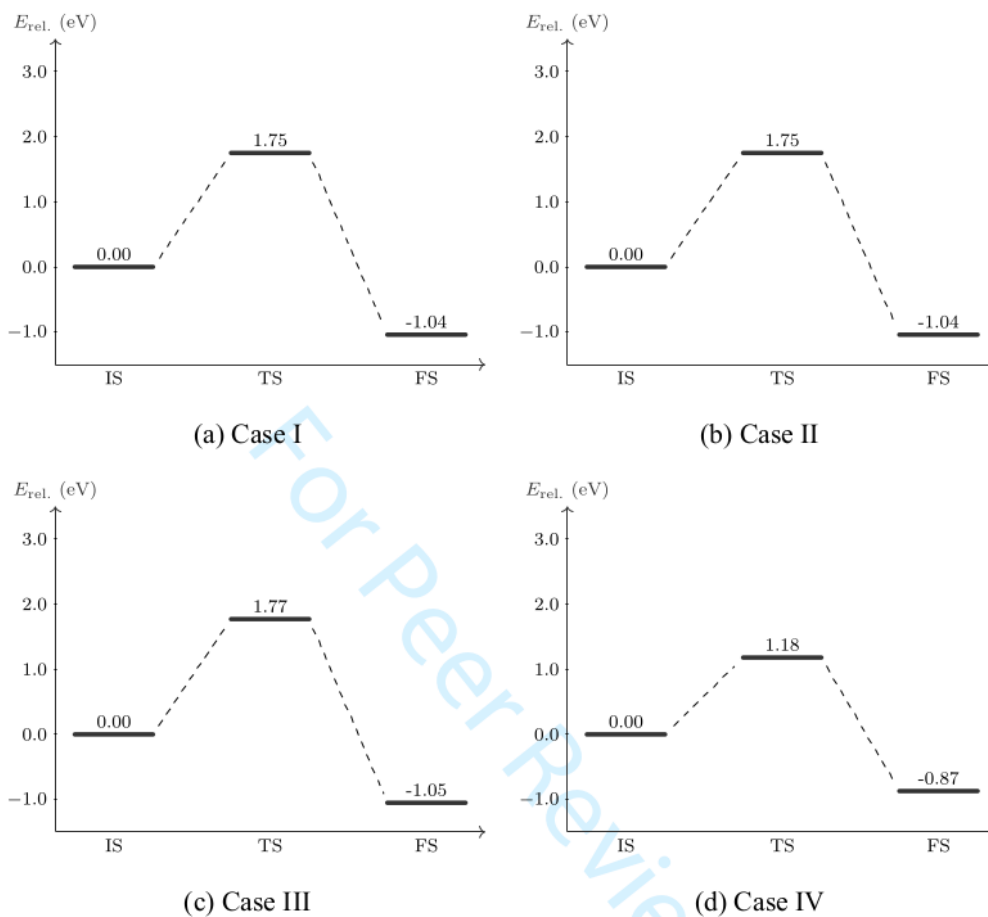


Figure 5: An ELD for the initial state (IS), TS, and the final state (FS) based on the electronic energy calculation. The initial state energy is set as the reference.

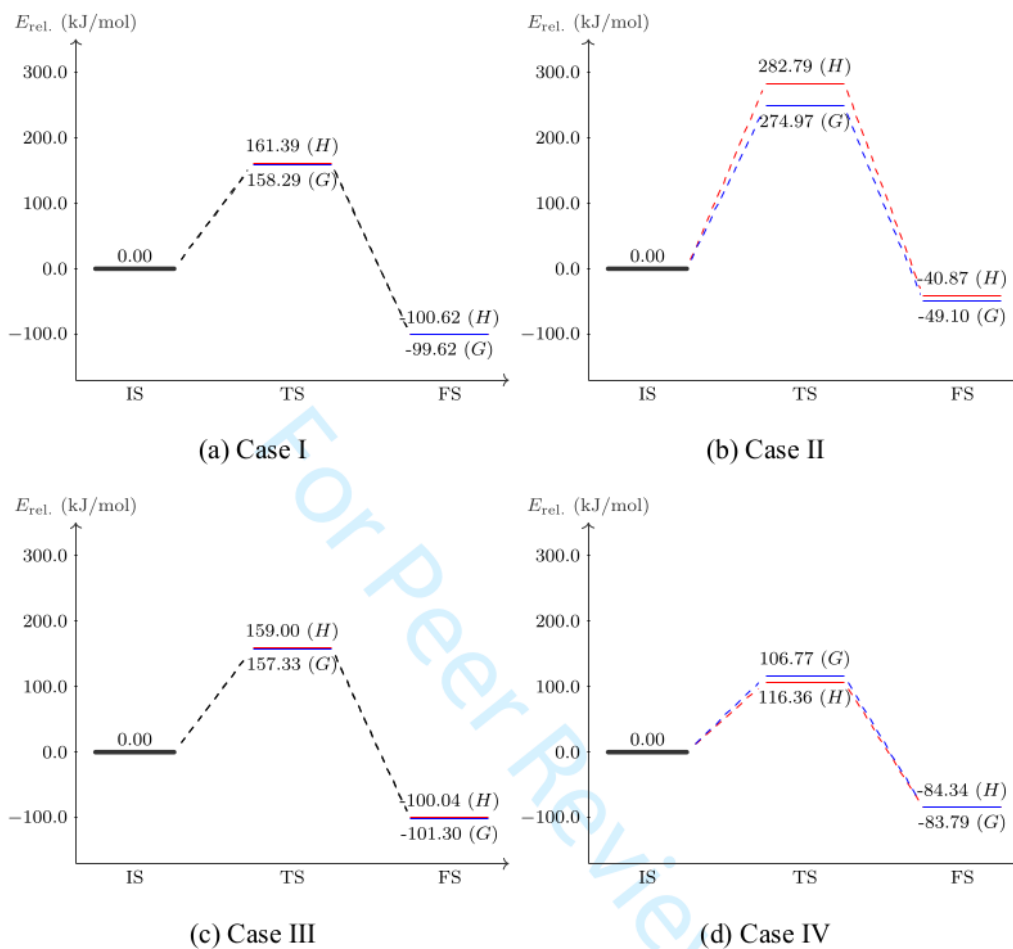


Figure 6: Energy level diagram of Figure 5 after performing thermal correction at 298.15 K on the enthalpy ( $H$ , red lines) and Gibbs free energy ( $G$ , blue lines).

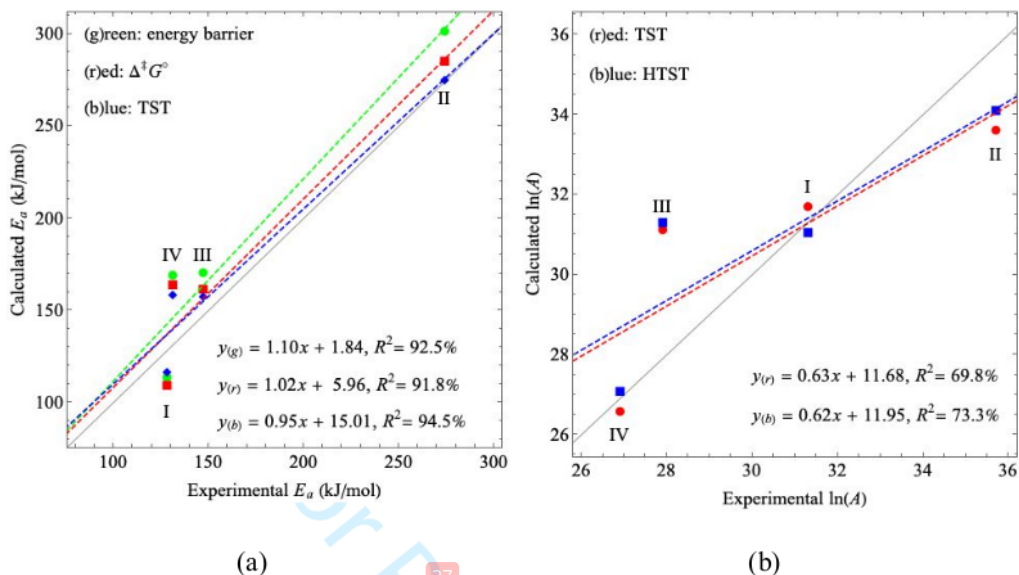


Figure 7: The Arrhenius parameters (a)  $E_a$  and (b)  $\ln A$ : calculated results against the experimental values and the linear regressions. The solid gray line is the perfect  $y = x$ .

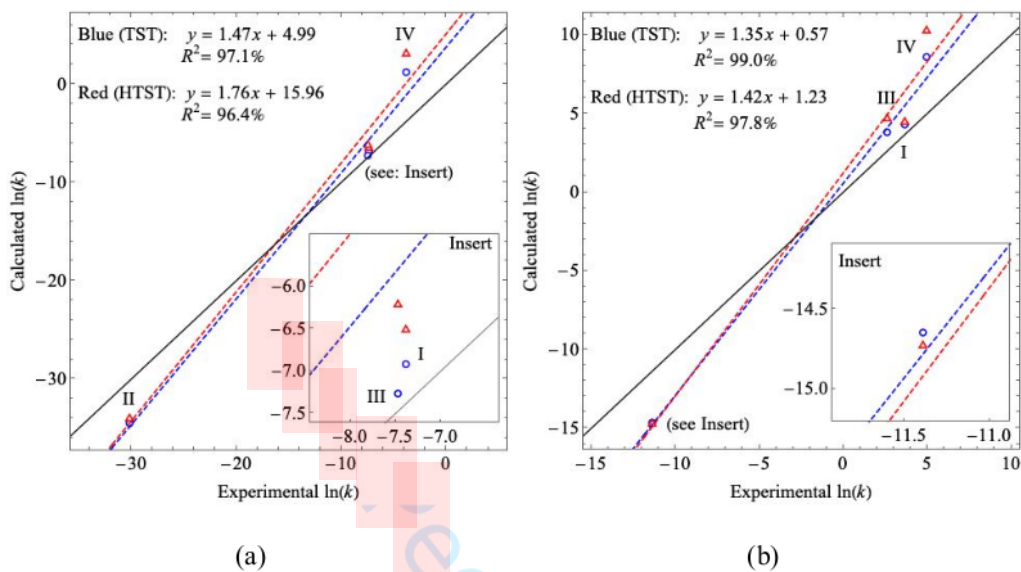


Figure 8: Calculated against experimental logarithmic values of the rate constant  $\ln(k(T))$ .

The solid gray line is the perfect  $y = x$  line.

**Table**

Table 1: List of symbol (including the abbreviation) used throughout the manuscript.

Symbol	Description
$\psi$	total electronic wave function
$\rho$	electron density
$E$	total electronic energy
$\Delta^\ddagger H^\circ$	The standard enthalpy of activation
$\Delta^\ddagger G^\circ$	The standard Gibbs energy of activation
BS	Basis set
B3LYP	Becke, 3-parameter, Lee-Yang-Parr: an XC in DFT
DFT	density functional theory
ELD	Energy level diagram
EOM	equation of motion
HTST	Harmonic transition-state theory
MO	molecular orbital wave function
PEC	Potential energy curve
TISE	time-independent Schrödinger equation
TS	Transition state
TST	Transition-state theory
XC	Exchange-correlation functional

Table 2: Case study's Kekulé structure, the experimental value from McQuarrie, and Simon [21, Table 28.4 and 29.1] of the activation energy  $E_a$  (kJ/mol), the pre-exponential factor  $A$  (1/s), and the rate constant  $k(T)$  (1/s).

Case	Isomerization	$E_a$	$\ln A$	$k(500\text{ K})$	$k(700\text{ K})$
I	methyl isocyanide $\rightarrow$ acetonitrile $\text{H}_3\text{C}-\overset{\oplus}{\text{N}}\equiv\overset{\ominus}{\text{C}} \rightarrow \text{H}_3\text{C}-\text{C}\equiv\text{N}$	131	31.3	$6.19 \times 10^{-4}$	$3.85 \times 10^1$
II	cyclopropane $\rightarrow$ propene $\begin{array}{c} \text{H}_2\text{C}-\text{CH}_2 \\ \diagdown \quad / \\ \text{C} \\ / \quad \backslash \\ \text{H}_2 \end{array} \rightarrow \begin{array}{c} \text{H}_3\text{C}-\text{C}=\text{CH}_2 \\   \\ \text{H} \end{array}$	274	35.7	$7.85 \times 10^{-14}$	$1.13 \times 10^{-5}$
III	cyclopropene $\rightarrow$ propyne $\begin{array}{c} \text{H}_2\text{C}-\text{CH} \\ \diagdown \quad / \\ \text{C} \\ / \quad \backslash \\ \text{H} \end{array} \rightarrow \text{H}_3\text{C}-\text{C}\equiv\text{CH}$	147	27.9	$5.67 \times 10^{-4}$	$1.35 \times 10^1$
IV	vinyl allyl ether $\rightarrow$ pent-4-enal $\begin{array}{c} \text{H}_2\text{C}=\text{C}-\text{C}-\text{O}-\text{C}=\text{CH}_2 \\   \quad   \quad   \\ \text{H} \quad \text{H}_2 \quad \text{H} \end{array} \rightarrow \begin{array}{c} \text{H}_2\text{C}=\text{C}-\text{C}-\text{C}-\text{C}=\text{O} \\   \quad   \quad   \quad   \\ \text{H} \quad \text{H}_2 \quad \text{H}_2 \quad \text{H} \end{array}$	128	26.9	$2.17 \times 10^{-2}$	$1.41 \times 10^2$



Table 3: Geometrical parameters of methyl isocyanide from Lide [39] (Ref. 1) and Halonen, and Mills [40] (Ref. 2), and the calculation results (Calc.).

Parameter	Ref. 1	Ref. 2	Calc.	$\Delta_1$	$\Delta_2$
C–N (Å)	1.424	1.428	1.423	–0.001	–0.005
N≡C (Å)	1.166	1.094	1.170	0.004	0.076
C–H (Å)	1.102	1.166	1.091	–0.011	–0.075
∠NCH (degree)	109.1	109.3	109.7	0.6	0.400
∠HCH (degree)	123.0	109.6	109.2	–13.8	–0.400

$$\Delta_1 = \text{Calc.} - \text{Ref. 1}$$

$$\Delta_2 = \text{Calc.} - \text{Ref. 2}$$



1  
2  
3  
4  
5  
6  
7 **Table 5:** Vibrational frequency of  $\nu_1$  (in 1/cm), relative energy ( $E_r$  in eV), and bond  
8 distance (in Å) of methyl isocyanide at the four initial states as illustrated in Figure 3.

9  
10  
11  
12 Negative frequency indicates the imaginary frequency.

State	$\nu_1$	$E_r$	C-N	N-C
16 Initial	279	0.00	1.423	1.170
17 <b>1a</b>	266	0.39	1.459	1.182
18 <b>1b</b>	139	1.36	1.596	1.203
19 <b>1c</b>	-326	0.94	2.243	1.163

1  
2  
3  
4  
5  
6  
7  
8  
9  
10  
11  
12  
13  
14  
15  
16  
17  
18  
19  
20  
21  
22  
23  
24  
25  
26  
27  
28  
29  
30  
31  
32  
33  
34  
35  
36  
37  
38  
39  
40  
41  
42  
43  
44  
45  
46  
47  
48  
49  
50  
51  
52  
53  
54  
55  
56  
57  
58  
59  
60

**To:** Reviewer 1

**Subject:** Our respond to the second-round reviewing

We appreciate your comment. We agree with your suggestion and revise the opening paragraph in Section 2, "Theoretical Background."

The paragraph is now as follows.

There are two ingredients to study chemical kinetics, which are the TS and the vibrational modes. DFT calculations can construct the former, while post-DFT calculations can determine the latter. Therefore, students can explore the reaction kinetic without the need to conduct experiments. However, students must have a basic knowledge of quantum mechanics, statistical mechanics, and atomic and molecular physics (a physical chemistry course can cover for the last two topics) to interpret the computational results. In this section, we briefly summarized the TS, DFT, and vibrational modes calculations, which are pivotal for student to understand this project. We list the technical terms in Table 1 to assist readers in getting familiar with the terms.

We hope the revised paragraph enhances the educational aspect of this manuscript.

Sincerely,

Febdian Rusydi

The corresponding author

1  
2  
3  
4  
5  
6  
7  
8  
9  
10  
11  
12  
13  
14  
15  
16  
17  
18  
19  
20  
21  
22  
23  
24  
25  
26  
27  
28  
29  
30  
31  
32  
33  
34  
35  
36  
37  
38  
39  
40  
41  
42  
43  
44  
45  
46  
47  
48  
49  
50  
51  
52  
53  
54  
55  
56  
57  
58  
59  
60

**To:** Reviewer 2

**Subject:** Our respond to the second-round reviewing

Your request is essential for the manuscript.

We went through our narration in Section 1, "Introduction." The message to convey is the importance of quantum mechanics in the biochemistry field and the use of computational methods for teaching this field based on quantum mechanics. We cited some related references to strengthen the argument. We carefully selected the references because we do expect teachers and students to use this report for future. However, we realized that we might be biased after revising the manuscripts many times (as you noticed earlier).

We decided to remove the last two sentences that were related to citations [7] to [10]. We hope that the final version is now free from misleading references.

Sincerely,

Febdian Rusydi

The corresponding author

---

## Biochemistry and Molecular Biology Education - Decision on Manuscript ID BAMBED-20-0003.R2

1 message

---

Phillip Ortiz <onbehalf@manuscriptcentral.com>

Wed, Aug 5, 2020 at 6:03 AM

Reply-To: Editor@bambled.net

To: rusydi@fst.unair.ac.id, febdian@gmail.com, roichatulmadinah33@gmail.com, ira-p@fst.unair.ac.id, mleewf@upm.edu.my, azizan@ukm.edu.my, phyandri@nus.edu.sg

04-Aug-2020

Dear Dr Rusydi,

It is a pleasure to accept your manuscript entitled "Teaching Reaction Kinetics Through Isomerization Cases with the basis of Density-functional Calculations" in its current form for publication in Biochemistry and Molecular Biology Education. Your manuscript will now be copyedited and typeset and a proof will be sent to you in a few weeks.

Your article cannot be published until the publisher has received the appropriate signed license agreement. Within the next few days, the corresponding author will receive an email from Wiley's Author Services system which will ask them to log in and will present them with the appropriate license for completion.

We also attached here an Author Marketing and Services Toolkit that our publisher Wiley created. It details the tools that can help enhance your social media presence, optimize search engine results for discovering your newly published article, and connect you with readers around the world. It also contains a variety of free services and guidelines that can help improve your next journal submission.

Thank you for your fine contribution.

Sincerely,

Phillip Ortiz, Ph.D.  
Editor-in-Chief, Biochemistry and Molecular Biology Education  
Editor@BAMBE.net

P.S. You can help your research get the attention it deserves! Check out Wiley's Promotion Guide for best-practice recommendations for promoting your work at [www.wileyauthors.com/maximize](http://www.wileyauthors.com/maximize).

Referees' Comments to Author:

Reviewing: 1

None.

Reviewing: 2

Thank you for the work you have put into this. I believe this will be interesting to BAMBEed readers.



\* Tools-for-BAMBEed-Authors.pdf

454K

## Editorial Board

### Editor-in-Chief

**Phillip Ortiz**

41 Office of the Provost  
State University of New York  
Albany, New York, USA

### Associate Editor

1 **Janet Macaulay**

Monash University, Melbourne, Australia

### Feature Editors

**Rodney Boyer** 1

Bozeman, Montana, USA

**Henry Jakubowski**

College of St. Benedict/St. Johns University  
St. Joseph, MN, USA

### Editorial Board Members

1 **Trevor Anderson**

Purdue University, West  
Lafayette, IN, USA

**S. Salman Ashraf**

Khalifa University, Abu  
Dhabi, UAE

**Angelo Azzi**

**Eric Martz**

University of  
Massachusetts,  
Amherst, MA, USA

**Christopher Mathews**

Oregon State University,  
Corvallis, OR, USA

**Laurence Moran**

University of Toronto,  
Toronto, Canada

**Erika G. Offerdahl**



20

Submit an article



Browse a Free  
Sample Issue



Get Content  
alerts



20

Subscribe to this  
journal



Recommend to a  
Librarian

About the Editor



Phillip Ortiz

Journal Resources

▶ Submit a manuscript

▶ Author Guidelines

▶ Editorial Board

<sup>1</sup>  
Tufts University, Boston,  
MA, USA

**Paulo Sérgio Lacerda  
Beirao**

Universidade Federal de  
Minas Gerais,  
Belo Horizonte, Brazil

**Jessica K. Bell**  
University of San Diego,  
San Diego, CA, USA

**James Brown**  
National University of  
Ireland, Galway, Ireland

**Eduardo A. Ceccarelli**  
National University of  
Rosario,  
Rosario, Argentina

**Giselle Cerchiaro**  
Universidade Federal do  
ABC,  
Santo Andre, Brazil

**Manuel Joao Costa**  
University of Minho, Braga,  
Portugal

**Ricky Cox**  
Murray State University,  
KY, USA

<sup>46</sup> **Paul Craig**  
Rochester Institute of  
Technology,  
Rochester, NY, USA

**Richard Daniellou**  
University of Orleans,  
Orleans, France

**Swagata Dasgupta**  
Kharagpur, India

**Carolyn Dehner**  
Massachusetts College of  
Liberal Arts,  
North Adams, MA, USA

**Donald E. Elmore**  
Wellesley College,  
Wellesley, MA, USA

**Eduardo Galembeck**  
Universidade Estadual de  
Campinas,  
Campinas, Brazil

**Joseph P. Grande**  
Mayo Clinic, Rochester,  
MN, USA

**Kurt Giles**  
University of California, San  
Francisco, CA, USA

Washington State  
University, Pullman, WA,  
USA

**Marie C. Pizzorno**  
Bucknell University,  
Lewisburg, PA, USA

**Joseph Provost**  
University of San Diego,  
San Diego, CA, USA

**Yongmei Qin**  
Peking University, Beijing,  
China

<sup>12</sup> **Frieda S. Reichsman**  
The Concord Consortium,  
Concord, MA, USA

**Victor Romanowski**  
Universidad Nacional de La  
Plata,  
La Plata, Argentina

**Konrad J. Schönborn**  
Linköpings Universitet,  
Norrköping, Sweden

**Jie Shen**  
Hangzhou Dianzi  
University, Hangzhou,  
China

<sup>1</sup> **Susan R. Stapleton**  
Western Michigan  
University, Kalamazoo, MI,  
USA

**Maria Strecht Almeida**  
University of Porto, Porto,  
Portugal

<sup>1</sup> **Takita Sumter**  
Winthrop University, Rock  
Hill, SC, USA

<sup>1</sup> **Keiichiro Suzuki**  
Hyogo Medical University,  
Hyogo, Japan

<sup>12</sup> **Jozsef Szeberenyi**  
University of Pecs,  
Hungary

**Naoyuki Taniguchi**  
Osaka University, Osaka,  
Japan

**John Tansey**  
Otterbein University, OH,  
USA

**Ann T.S. Taylor**  
Wabash College,  
Crawfordsville, IN, USA

**Akif Uzman**  
University of Houston-

<sup>20</sup>  
▶ **Open Access**

▶ **For Referees**

▶ **Author Services**

▶ **Editing Services**

▶ **Promotion Toolkit**

▶ **Subscribe/Renew**

▶ **Advertise**

▶ **Society Information**

▶ **Contact**

Twitter

Tweets by @BAMBEdu



<sup>18</sup>  
**BioChem & MolBio I**  
@BAMBEdu

A special "Teaching in the time of COVID-19" issue of BAMBEdu is now online. It's 100% free and will expand as new articles are published. Please contribute to and share this resource!  
[iubmb.onlinelibrary.wiley.com/doi/toc/10.100...](http://iubmb.onlinelibrary.wiley.com/doi/toc/10.100...) @ASBMB @iubmbwiley @chronicle @usedgov @NSTA @SUNY @STEMPipeline

Teachin...

Click on  
the title to  
[iubmb.o...](http://iubmb.o...)

Apr 3, 2020



**BioChem & MolBio I**  
@BAMBEdu

I'm proud to announce a BOLD

Embed

[View on Twitter](#)

**Journals App**



**Israel Hanukoglu**  
Ariel University, Israel

**Sanchita Hati**  
University of Wisconsin,  
Eau Claire, WI, USA

**Tamara L. Hendrickson**  
Wayne State University, MI,  
USA

**Stavros Kalogiannis**  
International Hellenic  
University, Greece

**Robert Learmonth**  
University of Southern  
Queensland,  
Toowoomba, Australia

**Kimberly Lininberger**  
Kennesaw State University,  
Kennesaw, GA, USA

**Jose Martinez-Oyanedel**  
Universidad de  
Concepcion, Concepcion,  
Chile

Downtown,  
Houston, TX, USA

**José Domingo Villarroel**  
University of the Basque  
Country, Bilbao, Spain

**Donald Voet**  
University of Pennsylvania,  
Philadelphia, USA

**Judith G. Voet**  
Swarthmore College,  
Swarthmore, PA, USA

**Susan White**  
Bryn Mawr College, Bryn  
Mawr, PA, USA

**Terry Woodin**  
National Science  
Foundation,  
Arlington, VA, USA

**Rongwu Yang**  
Nanjing University  
China

**Foong May Yeong**  
National University of  
Singapore, Singapore

**James K. Zimmerman**  
Clemson University,  
Clemson, SC, USA



IUBMB  
Journals

13  
HOME

IUBMB.ORG

BECOME A FRIEND OF  
THE IUBMB

© 2020 International Union of Biochemistry and Molecular Biology

About Wiley  
Online Library

Privacy Policy

Terms of Use

Cookies

Accessibility

Help & Support

Contact Us

Opportunities

Subscription  
Agents

Advertisers &  
Corporate  
Partners

Connect with  
Wiley

The Wiley  
Network

Wiley Press Room





Want to receive updates from select journals, publishers and organizations; including call for papers, curated articles, new journal & book updates, and conference & events updates?

Dismiss

Subscribe

1

## BIOCHEMISTRY AND MOLECULAR BIOLOGY EDUCATION

[Share This Journal](#)

ISSN / eISSN **1470-8175 / 1539-3429**

Publisher **WILEY, 111 RIVER ST, HOBOKEN, USA, NJ, 07030-5774**

### General Information

Journal Website	<a href="#">Visit Site</a>
Publisher Website	<a href="#">Visit Site</a>
1st Year Published	2000
Frequency	Bi-monthly
Issues Per Year	6
Country / Region	UNITED STATES OF AMERICA
Primary Language	English

Some general information was sourced from the [Directory of Open Access Journals](#) and/or [Transpose](#).

### Web of Science Coverage

Collection	Index	Category	Similar Journals <a href="#">?</a>
	Science Citation	Biochemistrv & Molecular	

Core  
Collection

Index Expanded  
(SCIE)

Biology | Education, Scientific  
Disciplines

[Find Similar Journals](#)

Other

Essential Science  
Indicators

Biology & Biochemistry

[Find Similar Journals](#)

Search a topic within this journal

Search

## Journal Citation Report



Journal Citation Reports™ 2020

### Journal Impact Factor™

2019

Deciding where to submit your manuscript? You need to know more than just one number.

If you have access to **Journal Citation Reports™** through your institution's subscription, you can view the latest Journal Impact Factor™ and additional metrics to better understand a journal's content and audience.

**Categories:**

Biochemistry & Molecular Biology |  
Education, Scientific Disciplines

2018

0.947

**Categories:**

Education, Scientific Disciplines |  
Biochemistry & Molecular Biology

[Learn About Journal Citation Reports™](#)

[View in Journal Citation Reports™](#)

## Peer Review Information

15

### Our policy towards the use of cookies

All Clarivate websites use cookies to improve your online experience. They were placed on your computer when you launched this website. You can change your cookie settings through your browser.

[✔ Ok to Continue](#)

[i Cookie Policy](#)

**Publons User Endorsements** [i](#)

6

Some peer review information was sourced from [Publons](#) and/or [Transpose](#).

Sign up for a free [Publons](#) account to track your publications, citation metrics, peer reviews, and editing work for this journal.

**Editorial Disclaimer:** As an independent organization, Clarivate does not become involved in and is not responsible for the editorial management of any journal or the business practices of any publisher. Publishers are accountable for their journal performance and compliance with ethical publishing standards. The views and opinions expressed in any journal are those of the author(s) and do not necessarily reflect the views or opinions of Clarivate. Clarivate remains neutral in relation to territorial disputes, and allows journals, publishers, institutes and authors to specify their address and affiliation details including territory.

2

Criteria for selection of newly submitted titles and re-evaluation of existing titles in the Web of Science are determined by the Web of Science Editors in their sole discretion. If a publisher's editorial policy or business practices negatively impact the quality of a journal, or its role in the surrounding literature of the subject, the Web of Science Editors may decline to include the journal in any Clarivate product or service. The Web of Science Editors, in their sole discretion, may remove titles from coverage at any point if the titles fail to maintain our standard of quality, do not comply with ethical standards, or otherwise do not meet the criteria determined by the Web of Science Editors. If a journal is deselected or removed from coverage, the journal will cease to be indexed in the Web of Science from a date determined by the Web of Science Editors in their sole discretion – articles published after that date will not be indexed. The Web of Science Editors' decision on all matters relating to journal coverage will be final.

36

**Clarivate.™ Accelerating innovation.**

© 2020 Clarivate

[Copyright Notice](#)

[Terms of Use](#)

[Privacy Notice](#)

[Cookie Policy](#)

[Help Center](#)

Follow us:






SJR

Scimago Journal & Country Rank Enter Journal Title, ISSN or Publisher Name

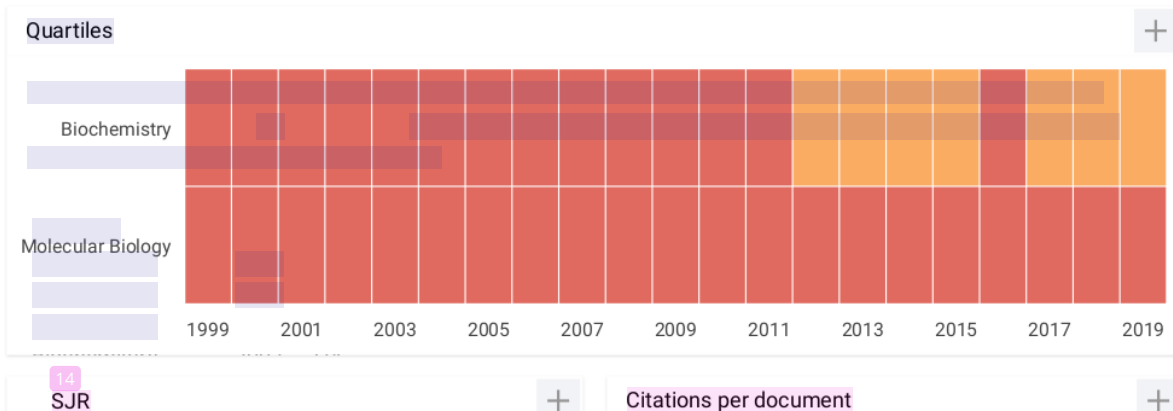
[Home](#) [Journal Rankings](#) [Country Rankings](#) [Viz Tools](#) [Help](#) [About Us](#)

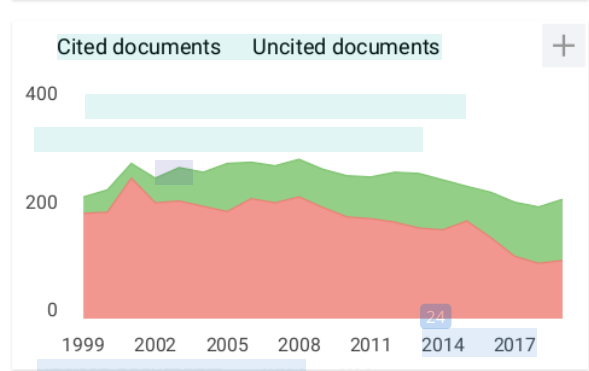
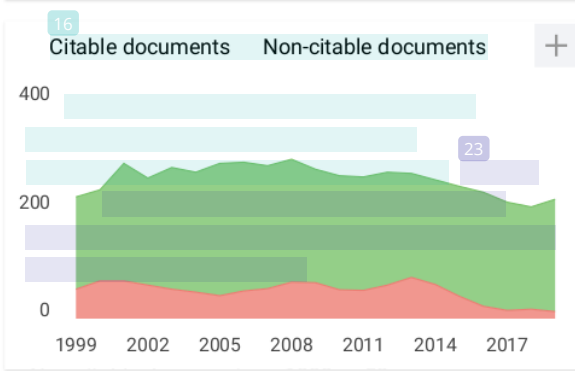
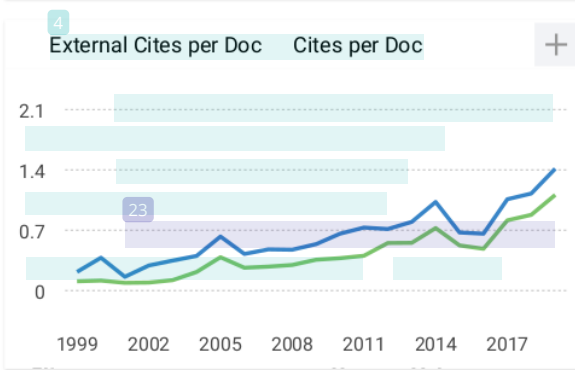
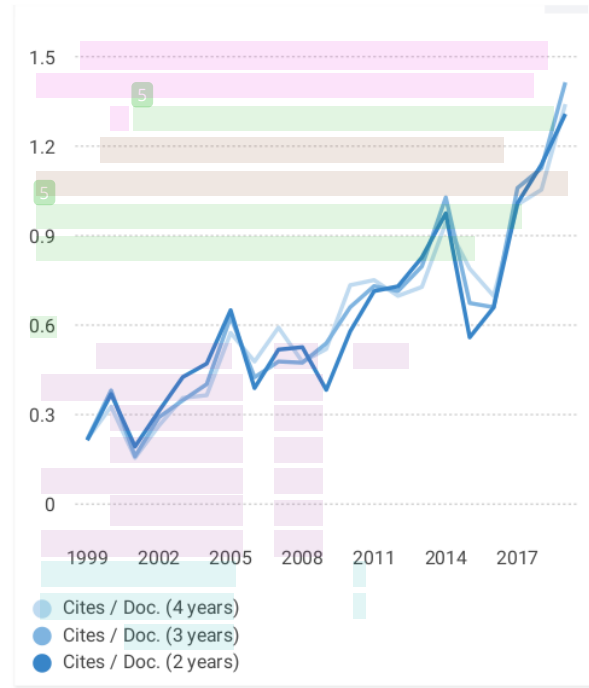
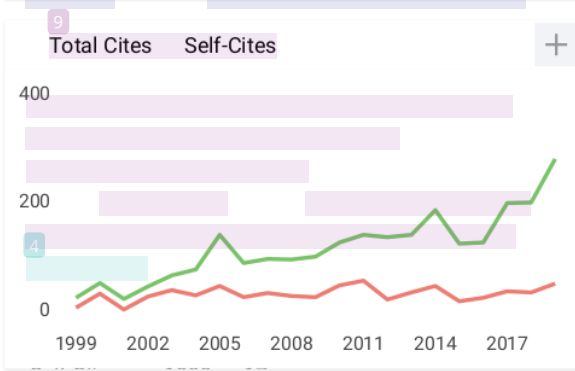
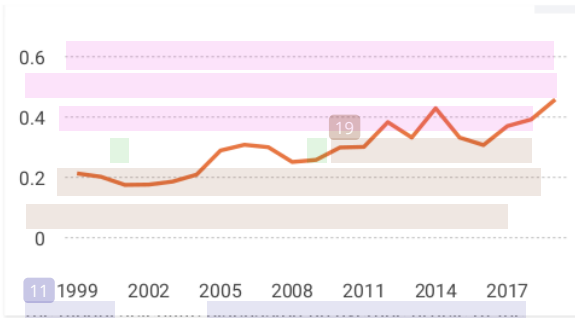
# Biochemistry and Molecular Biology Education

<b>Country</b>	United States -  SIR Ranking of United States
<b>Subject Area and Category</b>	Biochemistry, Genetics and Molecular Biology Biochemistry Molecular Biology
<b>Publisher</b>	Wiley-Blackwell
<b>Publication type</b>	Journals
<b>ISSN</b>	15393429, 14708175
<b>Coverage</b>	1990, 1996-2020
<b>Scope</b>	<p>8 The aim of BAMBED is to enhance teacher preparation and student learning in Biochemistry, Molecular Biology, and related sciences such as Biophysics and Cell Biology, by promoting the world-wide dissemination of educational materials. BAMBED seeks and communicates articles on many topics, including: • Innovative techniques in teaching and learning. • New pedagogical approaches. • Research in biochemistry and molecular biology education. • Reviews on emerging areas of Biochemistry and Molecular Biology to provide background for the preparation of lectures, seminars, student presentations, dissertations, etc. • Historical Reviews describing "Paths to Discovery".</p>
	<p>11 <a href="#">Homepage</a></p>
	<a href="#">Join the conversation about this journal</a>

# 36

H Index





Show this widget in your own website

Just copy the code below and paste within your html code:

```
<a href="https://www.scimagoji
```

5

### Leave a comment

Name

Email

(will not be published)



I'm not a robot

reCAPTCHA  
Privacy - Terms

Submit

The users of Scimago Journal & Country Rank have the possibility to dialogue through comments linked to a specific journal. The purpose is to have a forum in which general doubts about the processes of publication in the journal, experiences and other issues derived from the publication of papers are resolved. For topics on particular articles, maintain the dialogue through the usual channels with your editor.

Developed by:



Powered by:



Follow us on @ScimagoJR

Scimago Lab, Copyright 2007-2020. Data Source: Scopus®



# Teaching Reaction Kinetics Through Isomerization Cases with the Basis of Density- functional Calculations

## ORIGINALITY REPORT

20%

SIMILARITY INDEX

16%

INTERNET SOURCES

9%

PUBLICATIONS

10%

STUDENT PAPERS

## PRIMARY SOURCES

1	"Issue Information - Prelim", Biochemistry and Molecular Biology Education, 2017 Publication	2%
2	scitechdaily.com Internet Source	2%
3	www.sbbq.org.br Internet Source	2%
4	Submitted to Queensland University of Technology Student Paper	1%
5	Submitted to School of Business and Management ITB Student Paper	1%
6	Submitted to Cornell University Student Paper	1%
7	publons.com Internet Source	1%
8	www.medb.ir Internet Source	1%

9	Submitted to Universitas Negeri Surabaya The State University of Surabaya Student Paper	1 %
10	<a href="http://www.x-mol.com">www.x-mol.com</a> Internet Source	1 %
11	<a href="http://www.scimagojr.com">www.scimagojr.com</a> Internet Source	1 %
12	"Editorial Board", Biochemistry and Molecular Biology Education, 2016. Publication	1 %
13	Submitted to The University of Memphis Student Paper	<1 %
14	<a href="http://repo.unand.ac.id">repo.unand.ac.id</a> Internet Source	<1 %
15	Submitted to Marmara University Student Paper	<1 %
16	Submitted to University of Kufa Student Paper	<1 %
17	Submitted to Panjab University Student Paper	<1 %
18	<a href="http://twitter.com">twitter.com</a> Internet Source	<1 %
19	Submitted to King Mongkut's Institute of Technology Ladkrabang Student Paper	<1 %

20

[iubmb.onlinelibrary.wiley.com](http://iubmb.onlinelibrary.wiley.com)

Internet Source

&lt;1 %

21

[doaj.org](http://doaj.org)

Internet Source

&lt;1 %

22

R Madinah, F Rusydi, L S P Boli, V Khoirunisa, M Z Fahmi, A H Zaidan. "Justification on cyclopropene to propyne isomerization pathway based on vibrational calculations", *Journal of Physics: Conference Series*, 2020

Publication

&lt;1 %

23

[eprints.undip.ac.id](http://eprints.undip.ac.id)

Internet Source

&lt;1 %

24

[e-spacio.uned.es](http://e-spacio.uned.es)

Internet Source

&lt;1 %

25

Ramis, X.. "Effect of oxygen on the photopolymerization of a mixture of two dimethacrylates", *Thermochimica Acta*, 20071025

Publication

&lt;1 %

26

Mohd Sufri Mastuli, Muhd Firdaus Kasim, Annie Maria Mahat, N. Asikin-Mijan, S. Sivasangar, Yun Hin Taufiq-Yap. "Structural and catalytic studies of Mg<sub>1-x</sub>Ni<sub>x</sub>O nanomaterials for gasification of biomass in supercritical water for H<sub>2</sub>-rich syngas production", *International Journal of Hydrogen Energy*, 2020

&lt;1 %

27 Rizka N. Fadilla, Febdian Rusydi, Nufida D. Aisyah, Vera Khoirunisa et al. "A Density-Functional Study of the Conformational Preference of Acetylcholine in the Neutral Hydrolysis", *Molecules*, 2020 <1 %  
Publication

---

28 "Proceedings of the 13th World Conference on Titanium", Wiley, 2016 <1 %  
Publication

---

29 Liudmyla Shkulipa. "Accounting Journals: Scopus, Web of Science, SCImago", Walter de Gruyter GmbH, 2020 <1 %  
Publication

---

30 Seetula, J.A.. "Kinetics of the  $R+HBr \rightleftharpoons RH+Br$  ( $CH_3CHBr$ ,  $CHBr_2$  or  $CDBr_2$ ) equilibrium. Thermochemistry of the  $CH_3CHBr$  and  $CHBr_2$  radicals", *Chemical Physics*, 20080703 <1 %  
Publication

---

31 Febdian Rusydi, Nufida D. Aisyah, Rizka N. Fadilla, Hermawan K. Dipojono et al. "The transition state conformational effect on the activation energy of ethyl acetate neutral hydrolysis", *Heliyon*, 2019 <1 %  
Publication

---

32 "Atomic and molecular physics", Salem Press Encyclopedia of Science, 2014 <1 %  
Publication

---

33

[www.coursehero.com](http://www.coursehero.com)

Internet Source

&lt;1 %

34

Submitted to Associatie K.U.Leuven

Student Paper

&lt;1 %

35

[ir.nctu.edu.tw](http://ir.nctu.edu.tw)

Internet Source

&lt;1 %

36

[irep.iium.edu.my](http://irep.iium.edu.my)

Internet Source

&lt;1 %

37

Submitted to SASTRA University

Student Paper

&lt;1 %

38

Submitted to China Medical University,  
Taiwan

Student Paper

&lt;1 %

39

M. Safa Gamal, N. Asikin-Mijan, Wan Nor Adira Wan Khalit, Mahashanon Arumugam, Saiman Mohd Izham, Y.H. Taufiq-Yap. "Effective catalytic deoxygenation of palm fatty acid distillate for green diesel production under hydrogen-free atmosphere over bimetallic catalyst CoMo supported on activated carbon", Fuel Processing Technology, 2020

Publication

&lt;1 %

40

Paul A. Craig. "BioMoleculesAlive.org: The biochemistry and molecular biology digital

&lt;1 %

# library", Biochemistry and Molecular Biology Education, 2003

Publication

---

41 [onlinelibrary.wiley.com](https://onlinelibrary.wiley.com) <1 %  
Internet Source

---

42 [scholarcommons.usf.edu](https://scholarcommons.usf.edu) <1 %  
Internet Source

---

43 [techscience.com](https://techscience.com) <1 %  
Internet Source

---

44 [worldwidescience.org](https://worldwidescience.org) <1 %  
Internet Source

---

45 E D Susanti, F Rusydi, I Puspitasari, R N Fadilla, N D Aisyah, A Ahmad. "A first-principles study on the quantum tunneling of methylhydroxycarbene isomerization in various solvents", Journal of Physics: Conference Series, 2020 <1 %  
Publication

---

46 [money.com](https://money.com) <1 %  
Internet Source

---

Exclude quotes Off

Exclude matches Off

Exclude bibliography On

# Teaching Reaction Kinetics Through Isomerization Cases with the Basis of Density- functional Calculations

---

## GRADEMARK REPORT

---

FINAL GRADE

**/0**

GENERAL COMMENTS

**Instructor**

---

PAGE 1

---

PAGE 2

---

PAGE 3

---

PAGE 4

---

PAGE 5

---

PAGE 6

---

PAGE 7

---

PAGE 8

---

PAGE 9

---

PAGE 10

---

PAGE 11

---

PAGE 12

---

PAGE 13

---

PAGE 14

---

PAGE 15

---

PAGE 16

---

PAGE 17

---

PAGE 18

---

PAGE 19

---

PAGE 20

---

PAGE 21

---

PAGE 22

---

PAGE 23

---

PAGE 24

---

PAGE 25

---

PAGE 26

---

PAGE 27

---

PAGE 28

---

PAGE 29

---

PAGE 30

---

PAGE 31

---

PAGE 32

---

PAGE 33

---

PAGE 34

---

PAGE 35

---

PAGE 36

---

PAGE 37

---

PAGE 38

---

PAGE 39

---

PAGE 40

---

PAGE 41

---

PAGE 42

---

PAGE 43

---

PAGE 44

---

PAGE 45

---



PAGE 46

---

PAGE 47

---

PAGE 48

---

PAGE 49

---

PAGE 50

---

PAGE 51

---