

Source details

Diabetes, Metabolic Syndrome and Obesity: Targets and Therapy

Open Access ⓘ

Scopus coverage years: from 2009 to Present

Publisher: Dove Medical Press

ISSN: 1178-7007

Subject area: Medicine: Internal Medicine Pharmacology, Toxicology and Pharmaceutics: Pharmacology

Source type: Journal

CiteScore 2020

2.4 ⓘ

SJR 2020

0.853 ⓘ

SNIP 2020

1.168 ⓘ

[View all documents >](#)

[Set document alert](#)

[Save to source list](#)

[CiteScore](#) [CiteScore rank & trend](#) [Scopus content coverage](#)

i Improved CiteScore methodology ×

CiteScore 2020 counts the citations received in 2017-2020 to articles, reviews, conference papers, book chapters and data papers published in 2017-2020, and divides this by the number of publications published in 2017-2020. [Learn more >](#)

CiteScore 2020 ▼

$$2.4 = \frac{2.064 \text{ Citations 2017 - 2020}}{856 \text{ Documents 2017 - 2020}}$$

Calculated on 05 May, 2021

CiteScoreTracker 2021 ⓘ

$$2.5 = \frac{2.610 \text{ Citations to date}}{1.045 \text{ Documents to date}}$$

Last updated on 04 July, 2021 • Updated monthly

CiteScore rank 2020 ⓘ

Category	Rank	Percentile
Medicine		
— Internal Medicine	#70/121	42nd
Pharmacology, Toxicology and Pharmaceutics		
— Pharmacology	#196/297	34th

[View CiteScore methodology >](#) [CiteScore FAQ >](#) [Add CiteScore to your site ↗](#)

Publish Open Access
Regional Science
 Reach a global audience by publishing your geography research Open Access.
 landforline.com [OPEN](#)

Diabetes, Metabolic Syndrome and Obesity: Targets and Therapy

COUNTRY	SUBJECT AREA AND CATEGORY	PUBLISHER	H-INDEX
New Zealand  Universities and research institutions in New Zealand	Medicine Internal Medicine Pharmacology, Toxicology and Pharmaceutics Pharmacology	Dove Medical Press Ltd.	43
PUBLICATION TYPE	ISSN	COVERAGE	INFORMATION
Journals	11787007	2009-2020	Homepage How to publish in this journal

SCOPUS Indexed Journals
Mathematics Journals
 Publish paper in peer review SCOPUS and Mathematical Reviews indexed journals.
 ripublication.com [OPEN](#)

SCOPE

An international, peer-reviewed, open access, online journal. The journal is committed to the rapid publication of the latest laboratory and clinical findings in the fields of diabetes, metabolic syndrome and obesity research. Original research, review, case reports, hypothesis formation, expert opinion and commentaries are all considered for publication.

 Join the conversation about this journal

The Easy-to-Manage Browser
 Streamline updates across your fleet and automatically create & save secure passwords.
 Google [Learn M](#)

SCOPUS Indexed Journals

Mathematics Journals

Publish paper in peer review SCOPUS and Mathematical Reviews indexed journals

ijournalson.com

OPEN

FIND SIMILAR JOURNALS

options

1
Diabetes and Metabolic Syndrome: Clinical Research
NLD

90%
similarity

2
Diabetology and Metabolic Syndrome
GBR

90%
similarity

3
Journal of Diabetes Research
EGY

90%
similarity

4
Journal of Diabetes and Metabolic Disorders
GBR

86%
similarity

5
Current Diabetes Reviews
ARE

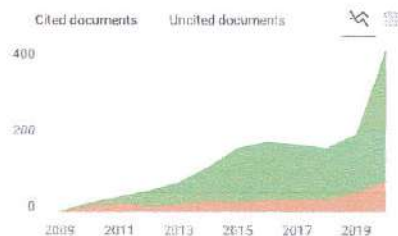
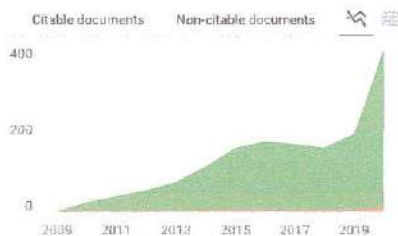
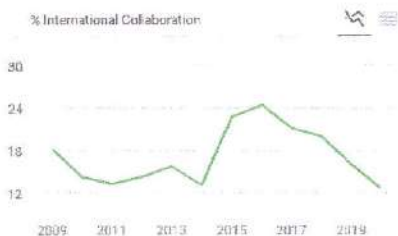
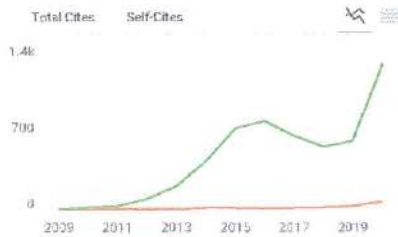
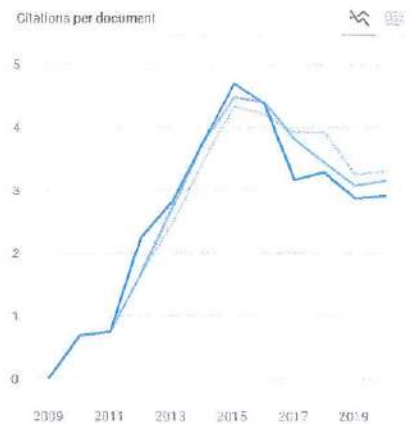
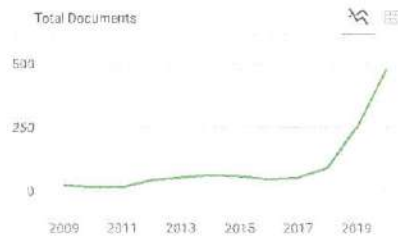
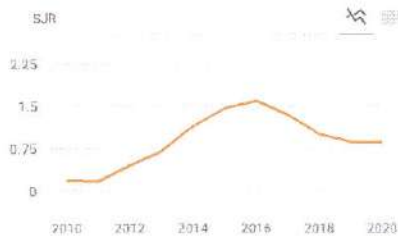
81%
similarity

Peer Reviewed | Widely Indexed

Open Access, Double-Blind Peer Reviewed, International Journal

ijrmpj

Open



Diabetes, Metabolic Syndrome and Obesity



Show this widget in your own website

Just copy the code below and paste within your html code:

SCImago Graphica

Explore, visually communicate and make sense of data with our new free tool.

Get it



News:

Journal of Pain Research has a new Dental Pain section [Read more](#)

[Home](#) | [Journals](#) | [Why publish with us?](#) | [Editorial Policies](#) | [Author Information](#)

[Peer Review Guidelines](#) | [Open Outlook](#) | [COVID-19](#)

Back to [Journals](#) » [Diabetes, Metabolic Syndrome and Obesity: Targets and Therapy](#) » Volume 14

Average Article Statistics

20 Days *

From submission to first editorial decision.

13 Days *

From editorial acceptance to publication.

*Business days (Mon-Fri)

Rejection Rate

59 %

The above percentage of manuscripts have been rejected in the last 12 months.

[SJR OA](#) | [IMPACT FACTOR](#)

Diabetes, Metabolic Syndrome and Obesity: Targets and Therapy

COPE

Member since 2011
JMS7199

[About Journal](#) | [Editors](#) | [Peer Reviewers](#) | [Articles](#)

View all (1578)	Volume 14, 2021 (305)	Volume 13, 2020 (486)
Volume 12, 2019 (269)	Volume 11, 2018 (92)	Volume 10, 2017 (52)
Volume 7, 2014 (61)	Volume 9, 2016 (45)	Volume 8, 2015 (59)
Volume 4, 2011 (46)	Volume 6, 2013 (50)	Volume 5, 2012 (41)
Volume 1, 2008 (5)	Volume 3, 2010 (45)	Volume 2, 2009 (22)

Archive: Volume 14, 2021

In order to provide our website visitors and registered users with a service tailored to their individual preferences we use cookies to analyse visitor traffic and personalise content. You can learn about our use of cookies by reading our [Privacy Policy](#). We also retain data in relation to our visitors and registered users for internal purposes and for sharing information with our business partners. You can learn about what data of yours we retain, how it is processed, who it is shared with and your right to have your data deleted by reading our [Privacy Policy](#).

If you agree to our use of cookies and the contents of our Privacy Policy please click 'accept'.

Published

Submit New
Manuscript

Login to view
existing
manuscript
status


Signup for
Journal
alerts

About Dove Press

Open access peer-
reviewed scientific
and medical
journals.

[Learn more](#)

Open Access

 Dove Medical Press
is a member of the
OAI.

[Learn more](#)

Reprints

Bulk reprints for the
pharmaceutical
industry.

[Learn more](#)

Diabetes, Metabolic Syndrome and Obesity: Targets and Therapy 2021, 14:3337-3344

Published Date: **20 July 2021**

ORIGINAL RESEARCH

High Prevalence of Obesity but Low Physical Activity in Children Aged 9–11 Years in Beijing

Liu M, Cao B, Liu M, Liang X, Wu D, Li W, Su C, Chen J, Gong C

Diabetes, Metabolic Syndrome and Obesity: Targets and Therapy 2021, 14:3323-3335

Published Date: **20 July 2021**

REVIEW

Effect of Leptin on Chronic Inflammatory Disorders: Insights to Therapeutic Target to Prevent Further Cardiovascular Complication

Dessie G, Ayelign B, Akalu Y, Shibabaw T, Molla MD

Diabetes, Metabolic Syndrome and Obesity: Targets and Therapy 2021, 14:3307-3322

Published Date: **17 July 2021**

ORIGINAL RESEARCH

Relationship Between the TyG Index and Diabetic Kidney Disease in Patients with Type-2 Diabetes Mellitus

Lv L, Zhou Y, Chen X, Gong L, Wu J, Luo W, Shen Y, Han S, Hu J, Wang Y,
Li Q, Wang Z

Diabetes, Metabolic Syndrome and Obesity: Targets and Therapy 2021, 14:3299-3306

Published Date: **17 July 2021**

ORIGINAL RESEARCH

Possible Regulation of bFGF Expression by Mast Cells in Osteoarthritis Patients with Obesity: A Cross-Sectional Study

Takata K, Uchida K, Takano S, Mukai M, Inoue G, Sekiguchi H, Aikawa J,
Miyagi M, Iwase D, Takaso M

Diabetes, Metabolic Syndrome and Obesity: Targets and Therapy 2021, 14:3291-3297

Published Date: **16 July 2021**

REVIEW

Advances in Biological Functions and Clinical Studies of FGF21

Lin W, Zhang T, Zhou Y, Zhenq J, Lin Z

In order to provide our website visitors and registered users with a service tailored to their individual preferences we use cookies to analyse visitor traffic and personalise content. You can learn about our use of cookies by reading our [Privacy Policy](#). We also retain data in relation to our visitors and registered users for internal purposes and for sharing information with our business partners. You can learn about what data of yours we retain, how it is processed, who it is shared with and your right to have your data deleted by reading our [Privacy Policy](#).

If you agree to our use of cookies and the contents of our Privacy Policy please click 'accept'.

Accept

Linge AD, Jensen C, Laake P, Bjørkly SK

Diabetes, Metabolic Syndrome and Obesity: Targets and Therapy 2021, 14:2943-2954

Published Date: **29 June 2021**

ORIGINAL RESEARCH

Evaluation Through the Optical Coherence Tomography Analysis of the Influence of Non-Alcoholic Fatty Liver Disease on the Gingival Inflammation in Periodontal Patients

Surlin P, Didilescu AC, Lazar L, Arsenie CC, Camen A, Popescu DM, Gheorghe DN, Osiac E, Rogoveanu I

Diabetes, Metabolic Syndrome and Obesity: Targets and Therapy 2021, 14:2935-2942

Published Date: **29 June 2021**

ORIGINAL RESEARCH

Efficacy of a Combination of Metformin and Vildagliptin in Comparison to Metformin Alone in Type 2 Diabetes Mellitus: A Multicentre, Retrospective, Real-World Evidence Study

Mohan V, Zargar A, Chawla M, Joshi A, Ayyagari U, Sethi B, Gaurav K, Patted URH, Bhagat SV, Mane AI

Diabetes, Metabolic Syndrome and Obesity: Targets and Therapy 2021, 14:2925-2933

Published Date: **29 June 2021**

ORIGINAL RESEARCH

Thymoquinone Preserves Pancreatic Islets Structure Through Upregulation of Pancreatic β -Catenin in Hypothyroid Rats

Faddladdeen K, Ali SS, Bahshwan S, Ayuob N

Diabetes, Metabolic Syndrome and Obesity: Targets and Therapy 2021, 14:2913-2924

Published Date: **29 June 2021**

ORIGINAL RESEARCH

Quality of Life Differences in Pre- and Post-Educational Treatment in Type 1 Diabetes Mellitus During COVID-19

Rochmah N, Faizi M, Hisbiyah Y, Triastuti IW, Wicaksono G, Endaryanto A, Soetjipto

Diabetes, Metabolic Syndrome and Obesity: Targets and Therapy 2021, 14:2905-2911

Published Date: **28 June 2021**

In order to provide our website visitors and registered users with a service tailored to their individual preferences we use cookies to analyse visitor traffic and personalise content. You can learn about our use of cookies by reading our [Privacy Policy](#). We also retain data in relation to our visitors and registered users for internal purposes and for sharing information with our business partners. You can learn about what data of yours we retain, how it is processed, who it is shared with and your right to have your data deleted by reading our [Privacy Policy](#).

If you agree to our use of cookies and the contents of our Privacy Policy please click 'accept'.

Accept

Published Date: **8 January 2021**

ORIGINAL RESEARCH



A Questionnaire-Based Assessment of Hunger, Speed of Eating and Food Intake in Children with Obesity

Slyper A, Shenker J, Israel A

Diabetes, Metabolic Syndrome and Obesity: Targets and Therapy 2021, **14**:59-66

Published Date: **8 January 2021**

ORIGINAL RESEARCH

Hyperosmolarity Deserves More Attention in Critically Ill COVID-19 Patients with Diabetes: A Cohort-Based Study

Gou L, Xiang M, Ran X, Wang F, Zhang S, Li S, Dong K, Chen X, Huang Y, Meng C, Fan Q, Yang Y, Yu X, Ma D, Yin P

Diabetes, Metabolic Syndrome and Obesity: Targets and Therapy 2021, **14**:47-58

Published Date: **7 January 2021**

ORIGINAL RESEARCH

The Magnitude of Diabetes Mellitus in Adult Hypertensive Patients in Northeast Ethiopia

Wuhib Shumye M, Tegegne B, Ademe S, Workneh M, Abera M, Nemera G, Balcha F

Diabetes, Metabolic Syndrome and Obesity: Targets and Therapy 2021, **14**:37-45

Published Date: **6 January 2021**

ORIGINAL RESEARCH

Association Between CDKAL1, HHEX, CDKN2A/2B and IGF2BP2 Gene Polymorphisms and Susceptibility to Type 2 Diabetes in Uttarakhand, India

Verma AK, Goyal Y, Bhatt D, Beg MMA, Dev K, Alsahli MA, Rahmani AH

Diabetes, Metabolic Syndrome and Obesity: Targets and Therapy 2021, **14**:23-36

Published Date: **6 January 2021**

ORIGINAL RESEARCH

A Rare Potential Pathogenic Variant in the BDNF Gene is Found in a Brazilian Patient with Severe Childhood-Onset Obesity

da Fonseca ACP, Abreu GM, Palhinha L, Zembrzuski VM, Campos Junior M, Carneiro IRT, Nogueira Neto IF, Magno ECCM, Rosado EI, Mava-Monteiro

In order to provide our website visitors and registered users with a service tailored to their individual preferences we use cookies to analyse visitor traffic and personalise content. You can learn about our use of cookies by reading our [Privacy Policy](#). We also retain data in relation to our visitors and registered users for internal purposes and for sharing information with our business partners. You can learn about what data of yours we retain, how it is processed, who it is shared with and your right to have your data deleted by reading our [Privacy Policy](#).

If you agree to our use of cookies and the contents of our Privacy Policy please click 'accept'.

Accept

Self-Care Practice and Associated Factors Among People Living with Type 2 Diabetes in Addis Ababa, Ethiopia: A Facility-Based Cross-Sectional Study

Wolderufael M, Dereje N

Diabetes, Metabolic Syndrome and Obesity: Targets and Therapy 2021, 14:1-9

Published Date: **6 January 2021**

[Contact Us](#) • [Privacy Policy](#) • [Associations & Partners](#) • [Testimonials](#) • [Terms & Conditions](#) • [Recommend this site](#) • [Top](#)

© **Copyright 2021** • **Dove Press Ltd** • software development by maffey.com • Web Design by Adhesion

The opinions expressed in all articles published here are those of the specific author(s), and do not necessarily reflect the views of Dove Medical Press Ltd or any of its employees.

Dove Medical Press is part of Taylor & Francis Group, the Academic Publishing Division of Informa PLC

Copyright 2017 Informa PLC. All rights reserved. This site is owned and operated by Informa PLC ("Informa") whose registered office is 5 Howick Place, London SW1P 1WG. Registered in England and Wales. Number 3099067. UK VAT Group: GB 365 4626 36

In order to provide our website visitors and registered users with a service tailored to their individual preferences we use cookies to analyse visitor traffic and personalise content. You can learn about our use of cookies by reading our [Privacy Policy](#). We also retain data in relation to our visitors and registered users for internal purposes and for sharing information with our business partners. You can learn about what data of yours we retain, how it is processed, who it is shared with and your right to have your data deleted by reading our [Privacy Policy](#).

Accept

If you agree to our use of cookies and the contents of our Privacy Policy please click 'accept'.

News:

6 5 7 6 0

Papers Published

Submit New Manuscript

Login to view existing manuscript status

Signup for Journal alerts

About Dove Press

Open access peer-reviewed scientific and medical journals.
[Learn more](#)

Favored Authors

We offer real benefits to our authors, including fast-track processing of papers.
[Learn more](#)

Open Access

Some Medical Press is a member of the OA.
[Learn more](#)

Reprints

Bulk reprints for the pharmaceutical industry.
[Learn more](#)

Testimonials

"You do a tremendous job!" Ruben Restrepo, University of Texas Health Science Center, San Antonio.
[Learn more](#)

Promotional Article Monitoring

Register your specific details and specific drugs of interest and we will match the information you provide to articles from our extensive database and email PDF copies to you promptly.
[Learn more](#)

Social Media



Editors-in-Chief

[Journal](#) | [By Category](#) | [Editors-in-Chief](#) | [Statistical Advisors](#)

Dr Scott Fraser
Medical Director

Dr Fraser is a Consultant in the North East of the UK. He has been in full time clinical practice for over 20 years as well as having an active research interest. [\[read more\]](#)

Search Editors

Search

Editors-in-Chief name: [A](#) [B](#) [C](#) [D](#) [E](#) [F](#) [G](#) [H](#) [I](#) [J](#) [K](#) [L](#) [M](#) [N](#) [O](#) [P](#) [Q](#) [R](#) [S](#) [T](#) [U](#) [V](#) [W](#) [X](#) [Y](#) [Z](#) [Show All](#)

A
Professor Al-Chaer UNITED STATES
Pediatrics, Internal Medicine, University of Arkansas for Medical Sciences, United States
[International Journal of Women's Health](#)



Professor Antony UNITED STATES
Department of Internal Medicine, Texas Tech University School of Medicine, United States
[Infection and Drug Resistance](#)



Dr Aparasu UNITED STATES
Department of Pharmaceutical Health Outcomes and Policy, University of Houston, United States
[Drug, Healthcare and Patient Safety](#)



Professor Asmar FRANCE
Foundation - Medical Research Institutes, T-MRI, France
[Vascular Health and Risk Management](#)



Dr Atlas UNITED STATES
Mount Sinai School of Medicine, United States
[Integrated Blood Pressure Control](#)



Dr Azodi UNITED STATES
Obstetrics, gynecology, and reproductive sciences, Yale University School Of Medicine, United States
[Robotic Surgery: Research and Reviews](#)



B
Dr Bahammam SAUDI ARABIA
The University Sleep Disorders Center, College of Medicine, College of Medicine, King Saud University, Saudi Arabia
[Nature and Science of Sleep](#)



Dr Benbrook UNITED STATES
Department of Obstetrics and Gynecology, University of Oklahoma HSC, United States
[Biology, Targets and Therapy](#)



Mr Berry UNITED KINGDOM
Colometry, Simon Barry Optomobility, United Kingdom
[Clinical Optometry](#)



Dr Binetruy FRANCE

Directeur de Recherche INSERM, Faculté de Médecine, Inserm, France
[Stem Cells and Cloning: Advances and Applications](#)

**Dr Bluth** UNITED STATES

Department of Pathology, Maimonides Medical Center, United States
[Journal of Blood Medicine](#)

**Dr Bluth** UNITED STATES

Department of Pathology, Maimonides Medical Center, United States
[Pharmacogenomics and Personalized Medicine](#)

**Prof. Dr. Boeckler** GERMANY

Laboratory for Molecular Design and Pharmaceutical Biophysics, Department of Pharmaceutical and Med, Eberhard-Karls University Tuebingen, Germany
[Drug Design, Development and Therapy](#)

**Professor Bonavina** ITALY

Department of Biomedical Sciences for Health, University of Milano Medical School, Italy
[Open Access Surgery](#)

**Dr Bruce (formerly Castel)** UNITED STATES

Lundy-Fetterman School of Business, Campbell University Lundy-Fetterman School of Business, United States
[Patient-Related Outcome Measures](#)

**C****Professor Campbell** AUSTRALIA

Prof. of Clinical Redesign, Nursing, School of Health Sciences, University of Tasmania, Australia
[Medical Devices, Evidence and Research](#)

**Professor Campbell** AUSTRALIA

Prof. of Clinical Redesign, Nursing, School of Health Sciences, University of Tasmania, Australia
[Journal of Multidisciplinary Healthcare](#)

**Dr Chen** UNITED STATES

Surgery and Molecular & Cellular Biology, Baylor College of Medicine, United States
[Patient Preference and Adherence](#)

**Dr Colli** UNITED STATES

Department of Urology, Veterans Administration Hosp Ital, United States
[Research and Reports in Urology](#)

**Professor Colombo** ITALY

Drug science, Department of Drug Sciences, School of Pharmacy, University of Pavia, Italy
[ClinicoEconomics and Outcomes Research](#)

**D****Dr Deipolyi** UNITED STATES

Memorial Sloan Kettering Cancer Center, New York, NY, USA, United States
[Journal of Vascular Diagnostics and Interventions](#)

**Dr Dacanib** UNITED STATES



Nutrition and Dietary Supplements

Professor Price UNITED KINGDOM

Optimum Patient Care, Cambridge, UK; Observational and Pragmatic Research Institute, Singapore

[Pharmaco- and Quantitative Research](#)



Professor Prineas UNITED STATES

Division of Public Health Sciences, Wake Forest University School of Medicine, United States

[International Medical Case Reports Journal](#)



Q

Professor Quan UNITED STATES

Department of Oral Biology, College of Dentistry, The Ohio State University, United States

[Journal of Inflammation Research](#)



R

Professor Rameshwar UNITED STATES

Medicine-Hematology/Oncology, Rutgers New Jersey Medical School, United States

[Breast Cancer Targets and Therapy](#)



Dr Rodriguez-Perez MEXICO

Center for Biotechnology and Genomics, National Polytechnic Institute, Mexico

[Research and Reports in Tropical Medicine](#)



Professor Rogliani ITALY

Department of Experimental Medicine, University of Rome "Tor Vergata", Rome, Italy, Italy

[Journal of Experimental Pharmacology](#)



Prof. Dr. Romanelli ITALY

Dermatology Department, Pisa University Hospital, Italy

[Chronic Wound Care Management and Research](#)



Professor Romano UNITED STATES

Biology, Temple University, United States

[Oncotargets and Therapy](#)



Dr Rondeau CANADA

Kent Rondeau, Associate Professor, School of Public Health, University of Alberta, Edmonton, Alberta, Canada, Canada

[Risk Management and Healthcare Policy](#)



Professor Rubinstein UNITED STATES

Department of Medicine and Biopharmaceutical Sciences, University of Illinois at Chicago, United States

[Nanotechnology, Science and Applications](#)



Professor Rubinstein UNITED STATES

Department of Medicine and Biopharmaceutical Sciences, University of Illinois at Chicago, United States

[International Journal of Neuromedicine](#)



Dr Russell UNITED KINGDOM

Respiratory Medicine, Nuffield Dept of Medicine, University of Oxford, United Kingdom

[International Journal of Chronic Obstructive Pulmonary Disease](#)



S**Professor Sawaya** UNITED STATES

Department of Neurology, Temple University, United States

[HIV/AIDS - Research and Palliative Care](#)**Dr Schatman** UNITED STATES

Department of Anesthesiology, Perioperative Care, & Pain Medicine, HCU School of Medicine, United States

[Journal of Pain Research](#)**Dr Schelonka** UNITED STATES

Division of Neonatology, Oregon Health and Sciences University, United States

[Research and Reports in Neonatology](#)**Professor Shurin** UNITED STATES

Pathology, University of Pittsburgh Medical Center, United States

[Immunotargets and Therapy](#)**Professor Singhal** NOT SPECIFIED

Division of Kidney Diseases and Hypertension, North Shore University Hospital and Long Island Jewish Medical Center

[International Journal of Nephrology and Renovascular Disease](#)**Prof. Dr. Smit Sibinga** NETHERLANDS

International Development of Transfusion Medicine, IQM Consulting for International Development of Quality Management in Transfusion Medicine, Netherlands

[International Journal of Clinical Transfusion Medicine](#)**Dr Spielman** UNITED STATES

Medical Humanities, Southern Illinois University School of Medicine, United States

[Medicolegal and Bioethics](#)**Professor Sutcliffe** UNITED KINGDOM

University College London Hospital, United Kingdom

[Adolescent Health, Medicine and Therapeutics](#)**Professor Sorensen** DENMARK

Department of Clinical Epidemiology, Aarhus University and University Hospital, Denmark

[Clinical Epidemiology](#)**T****Professor Taichman** UNITED STATES

Tooth School of Dentistry, University of Alabama Birmingham, United States

[Journal of Healthcare Leadership](#)**W****Professor Walsh** UNITED KINGDOM

School of Medicine, University of Aberdeen, United Kingdom

[Therapeutics and Clinical Risk Management](#)**Dr Weinberg** UNITED STATES

Associate Clinical Professor of Dermatology, Mount Sinai School of Medicine, United States

[Clinical, Cosmetic and Investigational Dermatology](#)



Prof. Dr. Wollina GERMANY

Dermatology and Allergy, Städtisches Klinikum Dresden, Germany

[Dermatol. Targets and Therapy](#)



Professor Wolman ISRAEL

LiA Maternity Hospital Tel Aviv Medical Center, Israel

[Open Access Journal of Contraception](#)



Professor Wong-Riley UNITED STATES

Cell Biology, Neurobiology and Anatomy, Medical College of Wisconsin, United States

[Eye and Brain](#)



Professor Wu UNITED STATES

Department of Psychiatry, Department of Medicine, Duke University Medical Center, United States

[Substance Abuse and Rehabilitation](#)



Y

Professor Yesha UNITED STATES

Department of Computer Science and Electrical Engineering, University of Maryland, United States

[Smart Homecare Technology and Telehealth](#)



Professor Yi UNITED STATES

Cancer Center, Houston Methodist Hospital, United States

[Translational Research and Risk Management](#)



Z

Dr Zhang UNITED STATES

Pathology and Laboratory Medicine, University of Pennsylvania, United States

[Pathology and Laboratory Medicine International](#)



Professor Zou UNITED STATES

Viva Charman, Department of Medicine, Womersley, University of Oklahoma Health Science Center, United States

[Diabetes, Metabolic Syndrome and Obesity: Targets and Therapy](#)



[Contact Us](#) • [Privacy Policy](#) • [Associations & Partners](#) • [Testimonials](#) • [Terms & Conditions](#) • [Recommend this site](#) • [Top](#)

© Copyright 2021 • Dove Press Ltd • software development by maffay.com • Web Design by Adhesion

The opinions expressed in all articles published here are those of the specific author(s), and do not necessarily reflect the views of Dove Medical Press Ltd or any of its employees.

Dove Medical Press is part of Taylor & Francis Group, the Academic Publishing Division of Informa PLC.

Copyright © 2017 Informa PLC. All rights reserved. This site is owned and operated by Informa PLC ("Informa") whose registered office is 5 Howick Place, London SW1P 1WG. Registered in England and Wales. Number 3099067. UK VAT Group: GB 365 4625 36

Quality of Life Differences in Pre- and Post-Educational Treatment in Type I Diabetes Mellitus During COVID-19

Nur Rochmah^{1,2}
Muhammad Faizi^{1,2}
Yuni Hisbiyah^{1,2}
Ike Wahyu Triastuti²
Garindra Wicaksono²
Anang Endaryanto^{1,2}
Soetjipto^{1,3}

¹Doctoral Program of Medical Science, Faculty of Medicine, Universitas Airlangga, Surabaya, East Java, Indonesia; ²Department of Child Health, Dr. Soetomo General Hospital, Faculty of Medicine, Universitas Airlangga, Surabaya, East Java, Indonesia; ³Department of Biochemistry, Faculty of Medicine, Universitas Airlangga, Surabaya, East Java, Indonesia

Purpose: The coronavirus-19 (COVID-19) pandemic requires the use of online media to ensure monitoring of type 1 diabetes mellitus (T1DM) in children. Thus, this study aims to determine whether online education effectively improves the quality of life (QoL) in children with T1DM during the coronavirus-19 pandemic.

Patients and Methods: The study, conducted from March to October 2020, utilized the paired *t*-test before and after online education. Moreover, it adopts the recommended Pediatric Quality of Life Inventory (PedsQL) 3.2 diabetes module for the 33 patients registered in the Pediatric Endocrine Outpatient Clinic of Dr. Soetomo Hospital, Surabaya, Indonesia.

Results: The QoL of all children ($p = 0.011$), parents ($p = 0.001$), and both children and parents (overall; $p = 0.002$) have shown significant improvement after the treatment. The QoL of parents, as a subcriterion, improved after the treatment. However, the improvement in the children in subcriterion treatment II ($p = 0.186$) was not significant.

Conclusion: Online education has proven to create a better QoL almost in all children with T1DM during the coronavirus-19 pandemic.

Keywords: T1DM, COVID-19, children, online education, PedsQL

Introduction

The coronavirus-19 (COVID-19) pandemic was declared by the World Health Organization (WHO) Emergency Committee as a global health emergency.¹ This pandemic has inadvertently impacted health systems in that the primary health services have given up for a long time. It has also influenced health, physical, psychological, and socioeconomic sectors in many countries.²⁻⁶ Especially for the psychological aspect, COVID-19 pandemic on pediatric patients with chronic diseases, particularly type 1 diabetes, are more vulnerable and at higher risk for developing dangerous feelings, such as uncertainties, distraction, irritability, and fear. Also, They are at risk of acute stress disorder, adjustment disorder, and grief.⁷ Thus, quality of life (QoL) will be impaired.³ Moreover, the American Diabetes Association recommends that patients with type 1 diabetes mellitus (T1DM) and their families be given comprehensive education and support.⁸

T1DM is the most common chronic disease, with approximately 70,000 children diagnosed worldwide each year. It has an incidence rate of <1 case/year/100 individuals in the Asian population, which is relatively lower than in the Caucasian population.⁹ A rise of approximately 40% (70 children) in new T1DM

Correspondence: Nur Rochmah
Department of Child Health, Dr.
Soetomo General Hospital, Faculty of
Medicine, Universitas Airlangga, Jl.
Mayjend Prof. Dr. Moestopo No. 6-8,
Airlangga, Gubeng, Surabaya, East Java,
60286, Indonesia
Tel +62 81703501118
Email nur-r@fk.unair.ac.id

visits was recorded in Indonesia from 2002 to 2014 according to the data from Dr. Soetomo General Hospital, Surabaya.¹⁰ On one hand, the China Center for Disease Control reported 2143 infections <18 years old as of August 2020.¹¹ On the other hand, a report from the COVID-19 task force in Indonesia shows that the infection rate in children is 11.4%, with 3.2% mortality. This mortality rate is relatively the highest compared to other countries, including America, Italy, and Korea.¹²

Many patients have impaired glucose control during the pandemic period.¹³ Consequently, children with T1DM are vulnerable to COVID-19 infection.¹⁴ However, studies have shown that education is the key to successful diabetes management.¹⁵ Thus, the healthcare system needs to explain the condition of this pandemic, management for prevention, and the importance of continuing diabetes treatment during the pandemic. The effect of lockdown in some countries restricts individual movement. Therefore, daily activities are affected, which can influence the QoL in some aspects.¹⁶ Several components in the Pediatric Quality of Life Inventory (PedsQL), such as diabetes symptoms, treatment barrier, treatment adherence, worry, and communication, are at risk of worsening during the pandemic.¹⁷ Therefore, several studies have stated that pandemic conditions can cause a decrease in QoL in T1DM patients, especially children and adolescents.^{13,18}

It has been previously reported that online education can promote relationship quality and knowledge improvement.^{17,19} Especially in pandemic conditions, it could lead to lack of doctor and patient contact which results in a reduction of parent's motivation to care their child's condition which results in a further decrease in QoL.²⁰ Consequently, this study aims to determine whether online education is effective in improving QoL in children with T1DM during the COVID-19 pandemic.

Patients and Methods

Sample

This study involved children and adolescents, as well as their parents, diagnosed with T1DM according to the International Society for Pediatric and Adolescent Diabetes guidelines. The patients were registered at the Pediatric Endocrinology Outpatient Clinic of Dr. Soetomo Hospital, Surabaya, Indonesia. The inclusion criteria for this study were age (5–18 years), diagnosed with T1DM, registered at the Pediatric Endocrinology Outpatient Clinic of Dr. Soetomo Hospital, treatment status (already started

treatment), and hospital visits (visited the hospital with parents). The sample was randomly obtained after we share the information in mobile application. Those who willing to join our interactive session were our sample population. Consequently, 33 patients (18 boys and 15 girls) were included in this study.

Community Treatment

Treatment activities were in the form of knowledge sharing through online education with the preparation of educational manuals and videos using Zoom web conference. In addition, parents were given learning materials such as educational videos and powerpoint presentations about the guide and treatment of T1DM during the COVID-19 pandemic. Online education was about the COVID-19 infection, the importance of continuing proper diabetes treatment during the pandemic, and the equipment for personal prevention. The online meeting began with explaining the T1DM child care method at home and advice to be applied at home, presented by a pediatric diabetes specialist. Followed by a one by one sharing session of experiences from each participant regarding the process of nursing for the children during the COVID-19 pandemic period. After sharing the experience, a pediatric diabetes specialist reviewed whether the actions taken by each family and motivated the family. This meeting session is conducted only once in about 120 minutes. Post-test evaluation applied after education is done. Post-intervention QoL data were obtained two months intervals. Then, we collect some feedback on satisfaction with participants by personal chat on a mobile application. All participants were satisfied with the sharing session because they can share their problems and find solutions in the sharing session.

Data Collection

This study used a cross-sectional design and was performed from March to October 2020. Retrospective data were taken from medical records, and the subjects were interviewed to collect data based on PedsQL. Before the interview, the subject's consents were obtained. This process was carried out during their visit to the Pediatric Endocrine Outpatient Clinic of Dr. Soetomo Hospital, Surabaya, Indonesia.

The Personal Characteristic Form

The children's form consisted of demographics (eg, gender, weight, age, and illness-related topics such as diabetes duration, age at diagnosis, and glycated hemoglobin levels). The parent's form consists of questions about marital status, educational background, and family income.

Nutritional Status

Nutritional status was classified according to the World Health Organization (WHO), Body Mass Index (BMI) for age values defined for children and adolescents (5–18 years old): severe malnutrition ($z < -3$), moderate malnutrition ($-3 < z < -2$), normal ($-2 < z \leq 1$), overweight ($1 < z < 2$), and obese ($z > 2$).¹⁷ The subjects were grouped into four groups (severe malnutrition, moderate malnutrition, normal, and overweight/obese).

Educational Background

The educational background was classified based on the government program of 9-year compulsory education; hence, the governmental program of our country divided it into three groups: <9 years, 9–12 years, and >12 years.

Socioeconomic Status

The socioeconomic status was defined based on the world bank scale of Indonesia, which is middle-low and regional minimum wage from the government of each city. We divided into three groups based on the regional minimum wage: low, medium, and high.

Pediatric Quality of Life Inventory

The patient's QoL was assessed using the PedsQL 3.2 diabetes module by Varni et al for children based on the patient's age.²¹ The PedsQL questionnaire has been translated by a credible sworn translator into Bahasa Indonesia that used to assess the quality of life of the children with T1DM. It assessed the aspects of diabetes (15 items; diabetes symptoms), treatment barriers (evaluated the obstacles or problems during treatment; treatment I, 5 items), treatment adherence (treatment II, six items), worry (3 items), and communication (4 items) with reverse-scored items. Five- and three-point scales exist for the Child Report for Young Children (5–7 years old). In the 5-point scale, 0, 1, 2, 4, and 4 never represented, almost never, sometimes, often, and almost always, respectively. However, in the 3-point scale, 0, 2, and 4 represented not at all, sometimes, and a lot, respectively. These scores were transformed to a 0–100 scale, where 0 = 100, 1 = 75, 2 = 50, and 4 = 0. Lower scores demonstrate more diabetes symptoms and management problems. This PedsQL has tested its validity and reliability by showing good results in the study by Varni et al.²² In addition, validity is assessed by predicting the morbidity and disease burden of the patients and their parents. Consequently, reliability is when results were consistent after several tests.²¹ Moreover, the validity and reliability of the

PedsQL questionnaire have been tested by Statistics of Universitas Airlangga and it has been reported to be valid. The questionnaire was shared online with the participants by the same team during the study.

Data Evaluation

The SPSS 17.0 software (IBM SPSS; Armonk, NY, USA) was used to analyze data. The mean and standard deviation of each element were used to obtain the baseline and clinical characteristics data. The normality test was done using the Shapiro–Wilk test because the subject was <50. The data were normally distributed so that we continued to the paired *t*-test based on the statistic journal from Kim K. T., 2015.²³ Moreover, we have already consult to the statistician of Universitas Airlangga, the paired *t*-test was used to test the comparison test. $P < 0.05$ was considered statistically significant.

Results

This cross-sectional study included 33 children with T1DM (18 boys and 15 girls; 11.97 ± 2.91 years old). The baseline characteristics and history of the patients with T1DM are presented in Table 1. The average diabetes duration was 3.33 years, compared to the Asian demographic average was 5.48 years. The average age at diagnosis in our study was 67.75 months or 5.64 years old, similar to a study of Asian children population from Khanolkar et al 2016,²⁴ stated that the average age at diagnosis was 6.60 years old. The average HbA1c in our study was 10.06%, while the average in Asian children population was 9.1%, based on Khanolkar et al 2016. The participant's socioeconomic status was majority low, as well as a study of Khanolkar et al 2016 in Asia population.

The scores of the parents were in line with the scores of the children. On the one hand, the mean QoL scores for parents before and after online education were 75.29 and 76.51, respectively. On the other hand, the mean QoL scores for children before and after online education were 75.66 and 76.80, respectively. These results showed that linearity exists between the scores of the parents and children. The results of the treatment effect on the QoL of the subjects showed a significant PedsQL score before and after an online video conference ($p = 0.002$), and the mean difference was as high as 1.21 of the PedsQL score. Moreover, the most significant impact was observed in the scores of the parents ($p = 0.001$) and children ($p = 0.011$), with a difference of 1.22 and 1.14 of the PedsQL scores, respectively.

Table 1 Baseline Characteristics of Patients with T1DM

Characteristics	Mean (SD)	N (%)
Age (years)	11.97 (2.91)	33 (100)
Gender		
Boys	1.45 (0.50)	18 (54.5)
Girls		15 (45.5)
BMI	1.78 (0.48)	33 (100)
Nutritional status	2.0 (0.25)	
Severe malnutrition		1 (3)
Moderate malnutrition		1 (3)
Normal		30 (90.9)
Overweight/obese		1 (3)
Socioeconomic status	2.03 (0.81)	
Low		26 (78.8)
Medium		5 (15.2)
High		2 (6.1)
Parents' educational background (years)		
<9		3 (9.1)
9–12		21 (63.6)
>12		9 (27.3)
Diabetes duration (years)	3.33 (2.83)	
Age at diagnosis (months)	67.75 (10.02)	
HbA1c (during COVID-19)	10.06 (2.49)	33 (100)
HbA1c (last year)	9.20 (1.86)	33 (100)

Abbreviations: BMI, body mass index; SD, standard deviation; HbA1c, hemoglobin A1c.

The improvement in the scores of the parents (1.22) was more significant than the increase in the scores of the children (1.14). However, a significant increase in PedsQL score was shown overall. The PedsQL subcriteria are presented in Table 2. An increased result was found in all criteria except for treatment adherence for children ($p = 0.186$). Meanwhile, diabetes, treatment barrier, worry, and communication criteria significantly improved after the treatment ($p < 0.05$).

Discussion

This study found that online education is effective in improving the QoL in children with T1DM during the COVID-19 pandemic. The average of parents, and children's scores were increased. An increased mean score QoL before and after intervention showed that online education was clinically meaningful and improved QoL among the parents and children with T1DM. It is clinically meaningful because the parents feel satisfied with this interactive session and their worry reduced (worry aspect), for the treatment barrier

Table 2 Comparison of PedsQL Scores Before and After Online Education for Each Subcriteria

PedsQL Comparison		Mean (SD)	t	p
Diabetes	Parents	-1.15 (1.86)	-3.55	0.001
	Children	-0.67 (1.75)	-2.22	0.034
Treatment I	Parents	-1.51 (3.64)	-2.39	0.023
	Children	-1.67 (4.26)	-2.24	0.032
Treatment II	Parents	-0.98 (2.05)	-2.75	0.010
	Children	-0.37 (1.58)	-1.35	0.186
Worry	Parents	-1.38 (3.38)	-2.34	0.026
	Children	-1.35 (3.31)	-2.33	0.026
Communication	Parents	-1.10 (2.80)	-2.25	0.031
	Children	-1.65 (3.49)	-2.71	0.011

Abbreviations: PedsQL, Pediatric Quality of Life Inventory; SD, standard deviation.

aspect, their parents more courageous to control with the doctor in hospital, for the diabetes symptoms, complaints from patients are also reduced due to their routine control, for the adherence treatment, each patient has a glucose report book before and after meals, so parents are more obedient to the insulin dosage and insulin schedule, for the communication aspect, parents and children build more communication at home, their parents told us when they came to clinic to control. This study is consistent with a study from Dudley et al 2014 which stated that the way the health care team works together and implements technology and education dramatically affects the client's success. In that study, participants completed an initial semi-structured interview.²⁵ Another study from Algahtani et al 2021 stated that Community-based interventions are needed to mitigate the pandemic's negative effects and enhance the health and QoL of the general population. The online survey was the most feasible way to access the target population in light of the social-distance protocols implemented during the COVID-19 pandemic.²⁶ A significant improvement in each of the subcriteria was also found except for the treatment adherence criterion in children. This could be due to the child's lower ability to understand speech and writing compared to adults. Moreover, children are more likely to be visual and psychomotor learners.^{27,28} Online education has been studied in a systematic review by Giustini et al.²⁹ This research pointed out that evaluating health promotion through social media is tricky. However, benefits were noted from the existence of psychosocial support and psychological functioning. Online education is also safe during a pandemic.³⁰ The knowledge

of T1DM and its management significantly affects metabolic control and patient adherence to medical advice. Children with T1DM are vulnerable to COVID-19 infection. Many patients have impaired glucose control during the pandemic period because of their fear of going to hospital to see the doctor and have a routine control.³¹ Thus, many researchers want to evaluate the education of patients regarding T1DM.^{32,33} They conclude that education is needed to control T1DM in children, adolescents, and adults.

Abdul-Rasoul et al stated that patients with T1DM, especially children and adolescents, had lower QoL evaluated by PedsQL.³⁴ Similarly, parents had lower QoL compared with children. This result is consistent with the current study that parents had lower PedsQL scores than children, which may be caused by the parent's burden to guide and maintain the child and adolescent patients with T1DM. Thus, educating patients with T1DM is essential to maintain patient adherence and its effect on patient QoL.³² However, the study evaluating the efficacy of education to the improvement of the PedsQL score has not yet been conducted. This study found that QoL improvement was significant in all groups (parents and children). Moreover, the best improvement was shown by the treatment barrier score. Treatment barrier was related to patient–parent motivation and acceptance of the disease.²⁰ It is also related to doctor–patient contact, which has been significantly reduced due to social distancing during the COVID-19 pandemic.³⁵ Moreover, online education could be the solution to improve the treatment barrier component of the treatment.

The smallest improvement observed in this study was in treatment adherence score (Table 2). Consistent with the study by Vimalavathini et al, education only improves knowledge and attitude but is not a practical component that composes adherence.³² Treatment adherence is the most difficult to improve because it needs practical demonstration and mirroring from the doctor, which is limited due to the modularity of online education.³⁶

This study found that most patients were in the 8–12 years old group, which is consistent with other studies.^{28–30} Moreover, the T1DM incidence rate is lower in younger children (5–7 years old).³⁷ Table 1 shows that boys were more prevalent in this study, which is similar to a study by Redondo et al.³⁸ The patient socioeconomic status of this study is similar to the study by Mackey et al.³⁹ In addition, the socioeconomic status correlates with diet, activity, and doctor's compliance, thus affecting QoL. Another study demonstrated that socioeconomic inequalities, measured as low education and

occupational levels, were associated with an increased risk of complication T1D and worsening the disease.^{40,41}

Nevertheless, this study has a limitation. The number of T1DM cases in this study is lower than that in Caucasians although the study was conducted at a referral hospital in East Indonesia. Another limitation, this study is single-center, so that it is also difficult to conduct a controlled trial study for this case. Moreover, the challenge of handling T1DM is quite complicated in Indonesia because of limited resources. Thus, online education, besides maintaining routine control in pediatric endocrine outpatient clinics, will improve treatment. Consequently, QoL will also be improved. Moreover, no studies exist about online education during the COVID-19 pandemic. It is believed that this is the first online education that determines the differences between QoL in patients with T1DM before and after online education.

Conclusion

Online education during the COVID-19 pandemic has a good impact on promoting the QoL of patients with T1DM with the increment of PedsQL observed in parents and children. Although a face-to-face conference is limited due to the risk of COVID-19 transmission, the online video conference could substitute for education in some parts. Nevertheless, meeting sessions (eg, workshops or demonstrations) are essential for health promotion which cannot be substituted.

Data Sharing Statement

All subject data in our study are available upon request.

Ethical Approval

This study's ethical approval was granted by the ethics committee overseeing health research at Dr. Soetomo Hospital, Surabaya, Indonesia (Ref. No. 0123/LOE/301.4.2/IX/2020). All participants and their parents provided informed consent, and this study was conducted in accordance with the Declaration of Helsinki.

Informed Consent

Participants have received an explanation regarding the following research. The patient's personal data will be kept confidential. Participants who were willing to take part in the research filled out and send back the consent form via email. A parent of participant that consented will be interviewed with questionnaire based on PedsQL regarding the age.

Acknowledgments

The authors wish to thank the patients and their caregivers who participated in the study. We also acknowledge the support of the endocrine team of Dr. Soetomo Hospital, Surabaya, Indonesia.

Author Contributions

All authors made a significant contribution to the work reported, whether that is in the conception, study design, execution, acquisition of data, analysis and interpretation, or in all these areas; took part in drafting, revising or critically reviewing the article; gave final approval of the version to be published; have agreed on the journal to which the article has been submitted; and agree to be accountable for all aspects of the work.

Funding

The authors received no financial support for the research.

Disclosure

The authors declare that no conflicts of interest in this work.

References

- Velavan TP, Meyer CG. The COVID-19 epidemic. *Trop Med Int Heal*. 2020;25(3):278–280. doi:10.1111/tmi.13383
- Duan L, Zhu G. Psychological interventions for people affected by the COVID-19 epidemic. *Lancet Psychiatry*. 2020;7(4):300–302. doi:10.1016/S2215-0366(20)30073-0
- Cui K, Han Z. Association between disaster experience and quality of life: the mediating role of disaster risk perception. *Qual Life Res*. 2019;28(2):509–513. doi:10.1007/s11136-018-2011-4
- Dube A, Moffatt M, Davison C, Bartels S. Health outcomes for children in haiti since the 2010 earthquake: a systematic Review. *Prehosp Disaster Med*. 2018;33(1):77–88. doi:10.1017/S1049023X17007105
- Shieh V, Huang JJ, Wu TEG, et al. Rate of psychiatric disorders and associations with quality of life among community members following the Kaohsiung gas explosion: an 18-month cross-sectional follow-up study. *Health Qual Life Outcomes*. 2019;17(1):7. doi:10.1186/s12955-018-1076-7
- Papanikolaou V, Adamis D, Kyriopoulos J. Long term quality of life after a wildfire disaster in a rural part of Greece. *Open J Psychiatr*. 2012;02(02):164–170. doi:10.4236/ojpsych.2012.22022
- Passanisi S, Pecoraro M, Pira F, et al. Quarantine due to the COVID-19 pandemic from the perspective of pediatric patients with type 1 diabetes: a web-based survey. *Front Pediatr*. 2020;8:491. doi:10.3389/fped.2020.00491
- Chiang JL, Maahs DM, Garvey KC, et al. Type 1 diabetes in children and adolescents: a position statement by the American Diabetes Association. *Diabetes Care*. 2018;41(9):2026–2044. doi:10.2337/dci18-0023
- Park YJ, Yoo SA, Kim WU. Role of endoplasmic reticulum stress in rheumatoid arthritis pathogenesis. *J Korean Med Sci*. 2014;29(1):2–11. doi:10.3346/jkms.2014.29.1.2
- RSUD Dr Soetomo. Medical Records Data of outpatient clinic Dr. Soetomo Hospital; n.d.
- Dong Y, Dong Y, Mo X, et al. Epidemiology of COVID-19 among children in China. *Pediatrics*. 2020;145(6):e20200702. doi:10.1542/peds.2020-0702
- Tugas G COVID-19. data sebaran kasus positif; 2020.
- d'Annunzio G, Maffei C, Cherubini V, et al. Caring for children and adolescents with type 1 diabetes mellitus: Italian society for pediatric endocrinology and diabetology (ISPED) statements during COVID-19 pandemic. *Diabetes Res Clin Pract*. 2020;168:168. doi:10.1016/j.diabres.2020.108372
- Chowdhury S, Goswami S. COVID-19 and type 1 diabetes: dealing with the difficult duo. *Int J Diabetes Dev Ctries*. 2020;40(3):315–320. doi:10.1007/s13410-020-00846-z
- Verma A, Rajput R, Verma S, Balania VKB, Jangra B. Impact of lockdown in COVID 19 on glycemic control in patients with type 1 diabetes mellitus. *Diabetes Metab Syndr Clin Res Rev*. 2020;14(5):1213–1216. doi:10.1016/j.dsx.2020.07.016
- Phelan S, Hart C, Phipps M, et al. Maternal behaviors during pregnancy impact offspring obesity risk. *Exp Diabetes Res*. 2011;2011:1–9. doi:10.1155/2011/985139
- Tornese G, Cezoni V, Monasta L, Carletti C, Faleschini E, Barti E. Glycemic control in type 1 diabetes mellitus during COVID-19 quarantine and the role of in-home physical activity. *Diabetes Technol Ther*. 2020;22(6):462–467. doi:10.1089/dia.2020.0169
- Tejera-Perez C, Moreno-Pérez Ó, Rios J, Reyes-García R. People living with type 1 diabetes point of view in COVID-19 times (COVIDT1 study): disease impact, health system pitfalls and lessons for the future. *Diabetes Res Clin Pract*. 2021;171:108547. doi:10.1016/j.diabres.2020.108547
- Franc S, Borot S, Ronsin O, et al. Telemedicine and type 1 diabetes: is technology per se sufficient to improve glycaemic control? *Diabetes Metab*. 2014;40(1):61–66. doi:10.1016/j.diabet.2013.09.001
- Saoji N, Palta M, Young HN, Moreno MA, Rajamanickam V, Cox ED. The relationship of Type 1 diabetes self-management barriers to child and parent quality of life: a US cross-sectional study. *Diabet Med*. 2018;35(11):1523–1530. doi:10.1111/dme.13760
- Varni JW, Burwinkle TM, Jacobs JR, Gottschalk M, Kaufman F, Jones KL. The pedsQL™ in type 1 and type 2 diabetes: reliability and validity of the pediatric quality of life inventory™ generic core scales and type 1 diabetes module. *Diabetes Care*. 2003;26(3):631–637. doi:10.2337/diacare.26.3.631
- Varni JW, Seid M, Kurtin PS. PedsQL™ 4.0: reliability and validity of the pediatric quality of life inventory™ version 4.0 generic core scales in healthy and patient populations. *Med Care*. 2001;39(8):800–812. doi:10.1097/00005650-200108000-00006
- Kim TK. T test as a parametric statistic. *Korean J Anesthesiol*. 2015;68(6):540. doi:10.4097/kjae.2015.68.6.540
- Khanolkar AR, Amin R, Taylor-Robinson D, Viner RM, Warner JT, Stephenson T. Young people with Type 1 diabetes of non-white ethnicity and lower socio-economic status have poorer glycaemic control in England and Wales. *Diabetic Med*. 2016;33(11):1508–1515. doi:10.1111/dme.13079
- Dudley B, Heiland B, Kohler-Rausch E, Kovic M. Education and technology used to improve the quality of life for people with diabetes mellitus type II. *J Multidiscip Healthc*. 2014;7:147–153. doi:10.2147/JMDH.S52681
- Algahtani FD, Hassan SU, Alsaif B, Zriecq R. Assessment of the quality of life during COVID-19 pandemic: a cross-sectional survey from the kingdom of Saudi Arabia. *Int J Environ Res Public Health*. 2021;18(3):847. doi:10.3390/ijerph18030847
- Friedman D, Nessler D, Cycowicz YM, Horton C. Development of and change in cognitive control: a comparison of children, young adults, and older adults. *Cogn Affect Behav Neurosci*. 2009;9(1):91–102. doi:10.3758/CABN.9.1.91

28. Luna B. Developmental changes in cognitive control through adolescence. *Adv Child Dev Behav*. 2009;37:233–278.
29. Giustini DM, Ali SM, Fraser M, Boulos MNK. Effective uses of social media in public health and medicine: a systematic review of systematic reviews. *Online J Public Health Inform*. 2018;10(2). doi:10.5210/ojphi.v10i2.8270
30. Mukhtar K, Javed K, Arooj M, Sethi A. Advantages, limitations and recommendations for online learning during covid-19 pandemic era. *Pak J Med Sci*. 2020;36:S27–31.
31. Alonso Martin DE, Roldán Martin MB, Álvarez Gómez MÁ, et al. Impact of diabetes education on type 1 diabetes mellitus control in children. *Endocrinol Nutr*. 2016;63(10):536–542. doi:10.1016/j.endonu.2016.08.004
32. Vimalavathini R, Agarwal B, Gitanjali B. Educational program for patients with type-1 diabetes mellitus receiving free monthly supplies of insulin improves knowledge and attitude, but not adherence. *Int J Diabetes Dev Ctries*. 2008;28(3):86–90. doi:10.4103/0973-3930.44079
33. Mouslech Z, Somali M, Sarantis L, et al. Significant effect of group education in patients with diabetes type 1. *Hormones*. 2018;17(3):397–403. doi:10.1007/s42000-018-0054-0
34. Abdul-Rasoul M, Alotaibi F, Abdulla A, Rahme Z, Alshawaf F. Quality of life of children and adolescents with type 1 diabetes in Kuwait. *Med Princ Pract*. 2013;22(4):379–384. doi:10.1159/000347052
35. Datye KA, Moore DJ, Russell WE, Jaser SS. A Review of adolescent adherence in type 1 diabetes and the untapped potential of diabetes providers to improve outcomes. *Curr Diab Rep*. 2015;15(8):1–9. doi:10.1007/s11892-015-0621-6
36. Gandhi K, Vu B-MK, Eshtehardi SS, Wasserman RM, Hilliard ME. Adherence in adolescents with Type 1 diabetes: strategies and considerations for assessment in research and practice. *Diabetes Manag*. 2015;5(6):485–498. doi:10.2217/dmt.15.41
37. Harjutsalo V, Sjöberg L, Tuomilehto J. Time trends in the incidence of type 1 diabetes in Finnish children: a cohort study. *Lancet*. 2008;371:1777–1782.
38. Redondo MJ, Eisenbarth GS. Genetic control of autoimmunity in Type 1 diabetes and associated disorders. *Diabetologia*. 2002;45(5):605–622. doi:10.1007/s00125-002-0781-1
39. Mackey ER, O'Brecht L, Holmes CS, Jacobs M, Streisand R. Teens with type 1 diabetes: how does their nutrition measure up? *J Diabetes Res*. 2018;2018:5094569. doi:10.1155/2018/5094569
40. Gregory JM, Slaughter JC, Duffus SH, et al. COVID-19 severity is tripled in the diabetes community: a prospective analysis of the pandemic's impact in type 1 and type 2 diabetes. *Diabetes Care*. 2021;44(2):526–532. doi:10.2337/dc20-2260
41. Singh K, Kondal D, Mohan S, et al. Health, psychosocial, and economic impacts of the COVID-19 pandemic on people with chronic conditions in India: a mixed methods study. *BMC Public Health*. 2021;21(1):1–5. doi:10.1186/s12889-021-10708-w

Diabetes, Metabolic Syndrome and Obesity: Targets and Therapy

Dovepress

Publish your work in this journal

Diabetes, Metabolic Syndrome and Obesity: Targets and Therapy is an international, peer-reviewed open-access journal committed to the rapid publication of the latest laboratory and clinical findings in the fields of diabetes, metabolic syndrome and obesity research. Original research, review, case reports, hypothesis formation, expert opinion

and commentaries are all considered for publication. The manuscript management system is completely online and includes a very quick and fair peer-review system, which is all easy to use. Visit <http://www.dovepress.com/testimonials.php> to read real quotes from published authors.

Submit your manuscript here: <http://www.dovepress.com/diabetes-metabolic-syndrome-and-obesity-targets-and-therapy-journal>



Professor Druid SWEDEN
Forensic Medicine, Karolinska Institutet, Sweden



[Research and Reports in Forensic Medical Science](#)

E
Professor Elman UNITED STATES
Department of Psychiatry, Cooper University Hospital and Health System, Cooper Medical School of Rowan University, United States



[Psychology Research and Behavior Management](#)

F
Dr Farassati UNITED STATES
Molecular Medicine, Midwest Veterans Biomedical Research Foundation- Kansas City Veterans Affairs Medical Center, United States



[Oncolytic Virotherapy](#)

Dr Fernandez-Recio SPAIN
IRB research programme in Computational Biology, Barcelona Supercomputing Center, Spain



[Advances and Applications in Bioinformatics and Chemistry](#)

Professor Frankel UNITED STATES
Chief of Hematology/Oncology, West Palm Beach VA Medical Center, United States



[Clinical Pharmacology: Advances and Applications](#)

Dr Fraser UNITED KINGDOM
Consultant Ophthalmologist, Sunderland Eye Infirmary, United Kingdom



[International Journal of General Medicine](#)

Dr Fraser UNITED KINGDOM
Consultant Ophthalmologist, Sunderland Eye Infirmary, United Kingdom



[Journal of Multidisciplinary Healthcare](#)

Dr Fraser UNITED KINGDOM
Consultant Ophthalmologist, Sunderland Eye Infirmary, United Kingdom



[Clinical Ophthalmology](#)

Dr Fraser UNITED KINGDOM
Consultant Ophthalmologist, Sunderland Eye Infirmary, United Kingdom



[Medical Devices: Evidence and Research](#)

G
Dr Gonsalves UNITED STATES
Division of Hematology, Mayo Clinic, USA, United States



[Blood and Lymphatic Cancer: Targets and Therapy](#)

Prof. Dr. Goswami AUSTRIA
Division of Physiology, Medical University of Graz, Austria



[Clinical Interventions in Aging](#)

H
Dr Hedera UNITED STATES
Department of Neurology, Division of Movement Disorders, University of Louisville, United States



[Research and Reviews in Parkinsonism](#)

Clinical & Translational Science, Medical College of Wisconsin, United States



[Pediatric Health, Medicine and Therapeutics](#)

Dr Howland UNITED STATES

Department of Psychiatry, University of Pittsburgh Medical Center, United States



[Patient Related Outcome Measures](#)

Dr Hudson UNITED STATES

Founding Director, Nursing Program, University of Houston-Victoria, United States



[Nursing Research and Reviews](#)

Professor Hung UNITED STATES

Department of Biomedical Engineering, Columbia University, United States



[Orthopedic Research and Reviews](#)

Prof. Dr. Imhoff GERMANY

Department of Orthopedic Sport Medicine, Technical University of Munich, Germany



[Open Access Journal of Sports Medicine](#)

Dr Itoh UNITED KINGDOM

The Kennedy Institute of Rheumatology, University of Oxford, United Kingdom



[Metalloproteinases in Medicine](#)

Professor Kaiser UNITED STATES

Division of Colorectal Surgery, Department of Surgery, Keck School of Medicine, University of Southern California, United States



[Clinical and Experimental Gastroenterology](#)

Dr Kaseb UNITED STATES

Department of Gastrointestinal Medical Oncology, The University of Texas MD Anderson Cancer Center, United States



[Journal of Hepatocellular Carcinoma](#)

Prof. Dr. Katschinski GERMANY

Institute of Cardiovascular Physiology, Georg August University Göttingen, Germany



[Hypoxia](#)

Dr Kones UNITED STATES

Cardiovascular disease, Cardiometabolic Research Institute, United States



[Research Reports in Clinical Cardiology](#)

Dr Lake-Bakaar UNITED STATES

Beth Israel Deaconess Medical Center, Harvard Medical School, United States



[Hepatic Medicine: Evidence and Research](#)

Professor Ling UNITED KINGDOM

Faculty of Health Sciences and Wellbeing, University of Sunderland, United Kingdom



[Integrated Pharmacy Research and Practice](#)

Professor Liu UNITED STATES

Department of Medicine, University of Michigan, United States

Professor Lyoo KOREA, REPUBLIC OF (SOUTH)
College of Veterinary Medicine, Konkuk University, Korea, Republic of (South)
[Veterinary Medicine: Research and Reports](#)



M
Dr Majumder BARBADOS
Faculty of Medical Sciences, University of the West Indies, Barbados
[Advances in Medical Education and Practice](#)



Professor Massoud UNITED STATES
Professor, Department of Radiology, Section of Neuroradiology, Stanford University School of Medicine and Medical Center, United States
[Reports in Medical Imaging](#)



Prof. Dr. Maurer GERMANY
Department of Physiology and Pathophysiology, University of Heidelberg, Germany
[The Application of Clinical Genetics](#)



Dr Milan UNITED KINGDOM
Consultant in Anaesthetics and Critical Care, King's College Hospital, United Kingdom
[Clinical Audit](#)



Prof. Dr. Müller GERMANY
Department of Neurology, St. Joseph Hospital Berlin, Department of Neurology, Germany
[Degenerative Neurological and Neuromuscular Disease](#)



O
Professor Okunseri UNITED STATES
Director of the Predoctoral Program in Dental Public Health, School of Dentistry, Marquette University, United States
[Clinical, Cosmetic and Investigational Dentistry](#)



Dr Onel UNITED STATES
Department of Genetics and Genomic Sciences, Tisch Cancer Institute, Tisch Institute for Data Science, Tisch School of Medicine at Mount Sinai, United States
[Cancer Management and Research](#)



Dr Ou UNITED STATES
Medicine, University of California, Irvine School of Medicine, United States
[Lung Cancer: Targets and Therapy](#)



P
Dr Pape SWITZERLAND
Department of Trauma Surgery, University Hospital Zürich, Switzerland
[Open Access Emergency Medicine](#)



Dr Pinder UNITED KINGDOM
Pharma, Independent Pharma Consultant, United Kingdom
[Neuroschiatric Disease and Treatment](#)



Dr Pinder UNITED KINGDOM
Pharma, Independent Pharma Consultant, United Kingdom
[International Journal of Wine Research](#)

