
[Online First](#)
[Current Issue](#)
[Archive](#)
[Aims and Scope](#)
[Abstracting & Indexing](#)
[Most Accessed Articles](#)
[Most Downloaded Articles](#)





Editorial Board

Editor-in-Chief

Dr. Ayad F. Alkaim
University of Babylon, College of Science for Women, Babylon, Scopus Author ID:
55255310600, Iraq

Editorial Board

Dr Lucius, MBBS
General Practice
Ludwig Maximilians University Munich, Germany

Dr. Aygul Z. Ibatova
Department of Natural Sciences
Tyumen Industrial University, Scopus Author ID: 57191110632 <http://orcid.org/0000-0003-0565-8533>, Russia

Dr Ahmad Faisal Ismail
Kulliyah of Dentistry
International Islamic University Malaysia, Kuantan Campus, 25200 Kuantan, Pahang, Scopus
Author ID: 35388596700, Malaysia

Dr. Huiliang ZHAO^Å, Ph.D
Guizhou Minzu University, Huaxi District, Guiyang, China

Dr. Mohd Armi Abu Samah
International Islamic University Malaysia, (IIUM) 25200 Kuantan Pahang

Dr. Baded ramji^Å
Sri Lanka

Dr. Chris randea
South Africa

Dr. Yingwen ZHAO
Researcher of Guizhou Rural Economic and Social Development Research Institute, China

Dr. Li Zihan, Ph.D
University of Glasgow, UK

Gabriela Cioca
Faculty of Medicine, Pharmacology Department
Lucian Blaga University of Sibiu, Romania, Lucian Blaga street, no 2A, Sibiu, Romania

Dariusz Nowak
Municipal Hospital, Mickiewicza street no 12, 42-200 Czestochowa, Poland

Aleksandra Zyska
Faculty of Medicine, Department of Physiology
Opole University, Oleska street no 48, Å 45-052 Opole, Poland

Katarzyna Sznajder
Faculty of Medicine, Clinical Department of Diagnostic Imaging
Opole University, Oleska street no 48, 45-052 Opole, Poland

Jacek J^Åwiak
Faculty of Medicine, Department of Family Medicine and Public Health
Opole University, Oleska street no 48, 45-052 Opole, Poland

Luciano Beneditini
Universidad Nacional del Sur (National University of South-UNS), Bahía Blanca 8000,
Argentina

Paula Messina
Departamento de Biolog
Universidad Nacional del Sur (National University of South-UNS) Bioquímica y Farmacia

[Submit Article](#)
[Login](#)
[Register](#)

Most Viewed
Articles


Dental Development
between Assisted
Reproductive
Therapy (Art) and
Natural Conceived
Children: A
Comparative Pilot
Study Norzati Mohd
Kenali, Naimah
Hasanah Mohd Fathil,
Norbasyrirah Bohari,
Ahmad Faisal Ismail,
Roszaman Ramli SRP.
2020; 11(1): 01-06 »

Most
Downloaded

Dental Development
between Assisted
Reproductive
Therapy (Art) and
Natural Conceived
Children: A
Comparative Pilot
Study Norzati Mohd
Kenali, Naimah
Hasanah Mohd Fathil,
Norbasyrirah Bohari,
Ahmad Faisal Ismail,
Roszaman Ramli SRP.
2020; 11(1): 01-06 »



Tweets by @in_systematic

 **Systematic Reviews in Pharmacy**
@in_systematic

People who have cancer shouldn't eat sugar, since it can cause cancer to grow faster which is actually not scientific, as positron emission tomography (PET) scans is used for diagnosis that uses a small amount of radioactive tracer in the form of glucose
[in-systematic.org](https://www.in-systematic.org)

Jul 17, 2021

[Embed](#)

[View on Twitter](#)

Bahía Blanca 8000, Argentina

Michael Walsh

Washington State University, College of Pharmacy and Pharmaceutical Sciences (CPPS), USA

Prof. Dr. Kittisak Jermittiparsert

Henan University, China

Amel Dawod Kamel Gudia, PhD

Faculty of nursing

Cairo University, Egypt

Arif Nur Muhammad Ansori

Airlangga University, Scopus Author ID: 57195995342, <https://orcid.org/0000-0002-1279-3904>, Indonesia

Mohammed Nader Shalaby

Suez Canal University, Associate Professor of Biological Sciences and Sports Health, Egypt

Dr. Faten Abo-Aziza Mohamed, PhD

Associate Professor, Clinical Pathology and Stem Cell Research

National Research Centre, Manager of Veterinary Division Central Lab (605), 33 El-Behoos St, Dokki, Cairo, Egypt

Professor Asim Ahmed Elnour Ahmed

College of Pharmacy

Al-Ain University of Science and Technology, UAE

S. Parasuraman, M.Pharm., Ph.D

AIMST University, Malaysia

Copyright © 2021 Systematic Reviews in Pharmacy All Rights Reserved. Subject to change without notice from or liability to Systematic Reviews in Pharmacy



Copyright © 2021 Systematic Reviews in Pharmacy All Rights Reserved. Subject to change without notice from or liability to Systematic Reviews in Pharmacy. For best results, please use Internet Explorer or Google Chrome

POLICIES & JOURNAL LINKS

[Advertising Policy](#)

[Author's Rights and Obligations](#)

[Conflict of Interest Policy](#)

[Digital Archiving & Preservation Policies](#)

[Editorial Policies](#)

[Peer Review Policy](#)

[Editorial & Peer Review Process](#)

[License Information](#)

[Plagiarism Policy](#)

[Privacy Policy](#)

[Protection of Research Participants \(Statement On Human And Animal Rights\)](#)

[Publishing Ethics](#)

[Corrections, Retractions & Expressions of Concern](#)

[Self-Archiving Policies](#)

[Statement of Informed Consent](#)

[Terms of Use](#)



BCG Vaccination amongst Maternal and Child Leprosy in Endemic Area of Tuban, Indonesia

Anang Endaryanto¹, Flora Ramona Sigit Prakoeswa², Cita Rosita Sigit Prakoeswa^{3*}

¹Department of Pediatric, Faculty of Medicine, Airlangga University / Dr. Soetomo General Academic Hospital, Surabaya, Indonesia

²Doctoral Program, Faculty of Medicine, Airlangga University, Indonesia & Dermatology and Venereology Department, Faculty of Medicine, Universitas Muhammadiyah Surakarta, Indonesia

³Department of Dermatology and Venereology, Faculty of Medicine, Airlangga University / Dr. Soetomo General Academic Hospital, Surabaya, Indonesia

*Correspondence Author: Cita Rosita Sigit Prakoeswa

Email: cita-rosita@fk.unair.ac.id

ABSTRACT

Leprosy remains a significant health burden, especially in the area where the disease remains endemic. In Indonesia, the number of cases reached 19,938 in 2019 and the disease remains endemic in several part of the country. The course of leprosy and its development of the disease are determined by several factors, including immunity. Thus, this paper aims to evaluate and analyze the immunity status amongst child and maternal leprosy. A cross sectional study was conducted in an endemic and non-endemic area of leprosy in Tuban regency, Indonesia. We found significant difference on BCG vaccination status amongst pediatric subject between the group with child leprosy and healthy mother in endemic area compared to the healthy child and mother in nonendemic area. No significant association were observed amongst other groups and other parameters. In conclusion, the difference in BCG vaccination status could be associated with leprosy. However, it is affected by several factors, such as the waning effect of BCG and co-infection amongst leprosy patients.

Keywords: Leprosy; BCG vaccination; Endemic, Non-endemic

Correspondence:

Cita Rosita Sigit Prakoeswa
Department of Dermatology and Venereology, Faculty of Medicine, Airlangga University / Dr. Soetomo General Academic Hospital, Surabaya, Indonesia
E-mail: cita-rosita@fk.unair.ac.id

INTRODUCTION

Leprosy is a chronic infection caused by *Mycobacterium leprae*. Previous studies showed that men were predominantly more affected by leprosy than women do. The significant difference could be attributed to underdiagnosis due to the sociocultural factors amongst women, such as illiteracy, limitation of mobility, and having low social status.¹ In addition, the position of women in the household increases the risk of leprosy transmission to their child; and the high incidence of leprosy amongst pediatric population should prompt a warning of an uncontrolled transmission of the disease.¹⁻⁴ In 1991, the World Health Organization (WHO) has proposed the leprosy elimination program that aimed to reduce the global prevalence of leprosy to less than one case per 10,000 population by the year 2000.^{5,6} However, leprosy remains endemic in some country, with relatively high burden in children and an increase in the new cases detection rate.^{7,8} In 2019, 177,175 registered cases and 202,185 new cases of leprosy were observed globally.⁹ Three countries with the highest leprosy cases i.e. India, Brazil, and Indonesia accounted for 80% global leprosy cases.¹⁰ In Indonesia, registered leprosy cases reached 19,938 cases in 2019, in which 17,439 were new cases; leprosy on female add up to 10,741 cases (61.59%) and 2,009 (11.52%) cases were observed amongst children.¹¹ Despite rarely being lethal, leprosy cause numerous morbidity; ranging from skin and peripheral nerves manifestation to tissue damage, deformity, disability, and stigma.^{4,12-15}

The most determining risk factor to contract leprosy is proximity and close contact with person with the disease, especially patient with multibacillary (MB) type.¹⁶⁻¹⁸ In addition, other factors such as age older than 15 years, frequency of changing bed linen, and education status are also determine the development of clinical leprosy.¹⁸⁻²⁰

However, *M. leprae* is known to have low virulence and not everyone who has been exposed to the bacteria would develop the disease.^{21,22} Several factors that affect host immune response are also known as a risk to develop leprosy, such as polymorphism in the gene involved in innate immunity and inflammatory response.^{23,24} Furthermore, viral coinfection, notably hepatitis B virus (HBV) is associated with leprosy and leprosy reactions.²⁵⁻²⁷

Due to the nature of the disease, that highly influenced by environment, and immune response of the host, prophylaxis to boost the immune response or immunoprophylaxis is considered a promising prevention method against leprosy. Preceding study found that the Bacillus Calmette-Guérin (BCG) vaccination offer partial immunity against *M. leprae*. However, the degree of BCG protective effect varies greatly amongst different studies, it confers 60% protection in observational studies but in clinical trials the majority cases did not benefit from BCG vaccination as the protective effect is only 40% in clinical trials.^{28,29,29} In addition, immunization with BCG also poses undesirable result, such as increasing the risk of developing leprosy and leprosy reactions after vaccination especially in person who is already exposed to the mycobacteria.³⁰⁻³²

Previous findings found the importance of immunization in leprosy prevention with BCG, and possibly, with hepatitis B vaccine as stated by hepatitis B virus is associated with leprosy. Nevertheless, the results of the research regarding BCG effect differs dramatically between studies and currently there is no study about the association of non-BCG vaccines with leprosy. Thus, this paper aims to evaluate and analyse the issue regarding immunity status amongst patients with leprosy, especially in maternal and child leprosy, through immunization history of BCG and non-BCG vaccines.

MATERIALS AND METHODS

Study design and data collection

This cross-sectional study was conducted in endemic area and non-endemic area of leprosy in Tuban regency, East Java Province, Indonesia from March until June 2020. Tuban regency is considered a leprosy pocket area with 173 cases in 2018, of which 43.35% cases were maternal leprosy and the leprosy cases amongst children accounted for 5.81% of the total cases.³³

Study population of this study include mother and her child who live in endemic and non-endemic area. The inclusion criteria for subject with leprosy was those with confirmed diagnosis of leprosy and aged between 5-18 years old for children; whilst the excluded were those with any leprosy reaction, poor general condition, and diagnosed with inflammatory or autoimmune disorder, allergy, or infection other than leprosy, and pregnancy. All of the subjects were given informed consent. Leprosy cases were selected from the local primary health centre's registry data. Thereafter, to confirm the diagnosis, the subjects underwent clinical examination done by a dermatologist and then acid-fast staining by trained health and laboratory professional from Dr Soetomo General Hospital and Tropical Disease Centre of Airlangga University.

Subjects were divided into 5 groups as follows (Figure 1), group A was child with leprosy and mother without leprosy in an endemic area; group B was child without leprosy and mother with leprosy in an endemic area; group C were child with leprosy and mother with leprosy in an endemic area; group D was child without leprosy and mother without leprosy in an endemic area; group E was child without leprosy and mother without leprosy in non-endemic area.

Survey was done to examine BCG scar and the history of other vaccinations. Positive history of BCG vaccination was defined with a presence of BCG scar on deltoid region, whilst history of other vaccinations was considered as positive with the completion of immunization according to the subject's age that were written down in the monitoring book or chart or positive recall by the mother. The study protocol has been approved by the Health Research Committee of Dr Soetomo General Hospital, Surabaya (Ref. 1664/KEPK/XI/2019).

Statistical analysis

Data were analysed using SPSS® software (IBM Corp., Armonk, New York, USA). Descriptive statistics were done to present the data. One-way analysis of variance (ANOVA) was used to analyse the inter-group means comparison. A *p*-value of <0.05 was considered statistically significant.

RESULTS

Data were obtained from 212 subjects, in which 38 were assigned to group A, 48 into group B, 6 into group C, 66 into group D, and 54 into group E. Subjects were a pair that composed of a mother and her child. Table 1 and 2 shows the demographic characteristics of the child aged subjects and the mother, respectively.

Children in the group B (child without leprosy and mother with leprosy in an endemic area) and group E (child without leprosy and mother without leprosy in non-endemic area) tend to have low body mass index, with the average BMI are 17.59 and 16.78, respectively. Whereas for the mother, normal BMI were observed amongst the group with group A in exception, with an average of BMI of 25.30 that considered to be overweight. The highest coverage was BCG in the group E; however, the coverage

was only 56% of the population. Overall, most of the subjects did not undergo vaccination. Furthermore, children and mothers in the group C has no history of BCG immunization. The children in this group also has no history of other vaccinations.

The statistical analysis on anthropometric parameters (Table 3) showed statistically significant difference on almost all group comparison amongst the pediatric subject, except for the comparison between group B (child without leprosy and mother with leprosy in an endemic area) and group E (child without leprosy and mother without leprosy in non-endemic area), and between group D (child without leprosy and mother without leprosy in an endemic area) and group E. It coincides with the trend of group B and group E having low BMI compared to the other groups. No anthropometric parameters showed significant difference amongst the mother groups.

A statistically significant difference (*p*= 0.049) was observed on the difference of child's BCG parameter between group A and E i.e child with leprosy and mother without leprosy in an endemic area; child without leprosy and mother without leprosy in non-endemic area, respectively. However, no significant association was found amongst other vaccination parameters nor groups.

DISCUSSION

The BMI amongst child subjects showed notable difference compared to the control groups (*p*= 0.042, *p*= 0.024, and *p*= 0.042; for group A, B, and intergroups comparison for ABCD: E, respectively). According to the current evidence, BMI is associated with leprosy and lower BMI increase the risk of developing leprosy.^{34,35} Lower BMI reflects low nutritional status that could potentially cause dysregulation of the immune system, as both macronutrient and micronutrient, particularly in children, are needed in the modulation of cell-mediated immune response and immune regulation.^{36,37} The dysregulated immune response, which characterized by T-cell anergy, increased apoptosis, and disbalance between T helper 1 (Th1) and T helper 2 (Th2) response, in turns could lead to impaired innate and adaptive response; thereby potentiate the chance of contracting leprosy.³⁸⁻⁴⁰ Notwithstanding the evidence of low nutritional status and leprosy, our study found that subjects in the group E (control group) have a significantly lower BMI compared to the other groups. This could be associated with the fact that in addition to the multi drugs therapy (MDT), leprosy patients in Indonesia is also given dietary supplement such as vitamins, ferro sulphate, anti-oxidants and neurotropic drugs such as vitamins B1, B6, and B12. In contrast, the subjects without leprosy that live in non-endemic area (group E) did not receive any dietary logistic from the government.⁴¹

In this study, we found statistically significant difference (*p*= 0.049) in BCG vaccination between group A (child with leprosy and mother without leprosy in endemic area) and group E (child without leprosy and mother without leprosy in non-endemic area). This is in accordance with previous studies. Systematic reviews conducted by Setia et al in 2006 showed and Merle et al in 2010 observed that BCG confer partial immunity, although the extent of protective effect of BCG is different in each of the studies.²⁸ The protective effect of BCG against *M. leprae* infection is caused by the interaction between BCG antigen and host immune system. The bacterial arabinogalactan and mycolic acid would elicit immune response via pattern recognition receptors (PRRs) such as TLR2 and TLR4 that

are expressed on the cell surface of dendritic cells and macrophages.⁴²⁻⁴⁴ In addition to inducing memory of the adaptive immune system, the antigen interaction with BCG also stimulated the formation of innate immune memory called trained immunity. Nucleotide-binding oligomerization domain 2 (NOD2) is thought to be mediate the development of trained immunity, in which increased production of TNF α and IL-6 by macrophages was observed.⁴⁴⁻⁴⁶ Activation of the NOD2 receptor and the genesis of trained immunity might play a pivotal role against *M. leprae*; previous study found that some genetic variation in the NOD2 gene receptor is markedly associated with leprosy in several populations.^{47,48}

Significant difference on BCG parameter is not observed in any other groups. In addition, even previous evidence of BCG protective effect against leprosy showed a dramatic variation; in experimental and observational research, BCG provides 26% and 61% immunity, respectively.⁴⁹ A systematic review carried out by Merle et al in 2010 also observed that BCG confer partial immunity, amounted to 40% in experimental study and 60% in observational study.²⁰ This evidence suggest that the protective effect of BCG against leprosy and thereby its association with the disease remains controversial. On top of that, our research is the first to study the association of BCG with leprosy in Indonesia.

Several factor may explain this insignificant association. First, protective effect of the BCG vaccine against *M. leprae* would wane over time; after 20-25 years, BCG only offers about 25% protection and only 1% efficacy in 25-29 years following vaccination.^{50,51} The decrease in BCG efficacy could explain the not significantly difference in leprosy incidence between subject with prior history of BCG vaccination and those who did not, especially amongst mother who had the vaccination long time ago. Second, soil-transmitted helminth infection could impair immunogenicity effect of BCG, thereby lowering its protective property, including the immunity against *M. leprae*.^{52,53} In chronic helminth infection, transforming growth factor β (TGF- β), interleukin 10 (IL-10), and IL-4 levels are elevated. The cytokines are known to induce the development of Th2 and suppress Th1 subset.^{52,54-56} However, Th1 and its cytokines such as IL-12 and interferon γ (IFN- γ) play a crucial role in *M. leprae* elimination;^{38,40} therefore, helminth coinfection could potentially lower BCG efficacy against *M. leprae*. Furthermore, the insignificant findings in group C compared to group E might be attributed to the few numbers of subjects in the group C.

Our study found no marked difference on other vaccinations, including hepatitis B. However, this could be caused by misclassification bias during the data collection process. We defined positive (non-BCG) vaccination history by performing interview and examining the completion of immunization in the monitoring book or through positive recall by the mother. This means of data collection is not the most objective method and prone to bias.

Currently there is no data from preceding study about the association of non-BCG vaccines with leprosy. Previous study observed significant association between hepatitis B virus (HBV) infection with leprosy, especially the lepromatous form.^{25,57,58} In lepromatous leprosy, the main immune response is the Th2 subset, whilst Th1 response is impaired. In spite of that, Th1 is the primary response in HBV clearance;^{38,40} hence, patient with lepromatous form of the disease is at a higher risk to contract HBV.^{59,60} According to those studies, HBV infection develop

subsequent to leprosy due to the immune dysregulation in leprosy lead to impaired HBV clearance. However, our study evaluates the association between immunization status and leprosy incidence; in other words, protective effect of vaccination and the influence of immune dysregulation resulting from vaccine-preventable infection in leprosy. Furthermore, there is no other study that analyse the association of other non-BCG vaccination with leprosy incidence.

Factors that explain no significant difference in leprosy incidence amongst subjects are the immune response against the pathogen i.e., HBV, *Polio virus*, *Corynebacterium diphtheriae*, *Bordetella pertussis*, *Clostridium tetani*, *Haemophilus influenza*, *Measles virus*, *Mumps virus*, and *Rubella virus*. Infection caused by those pathogens does not caused typical immune dysregulation that could impair immunity against *M. leprae*. Viral infection cause an elevation of IFN- γ and IL-12 cytokines that lead to the development of CD4+ Th1.^{61,62} In *B. pertussis* infection, there is increased production of IL-6 and TGF- β that cause polarization towards Th17.⁶³⁻⁶⁵ The production of antibody by Th2-induced immunity in *C. tetani* infection is needed in disease resolution against the bacterial exotoxin. However, natural infection does not confer specific immunity against the toxin. To rephrase it, although Th2 response is needed, there is no excessive response of Th2 that could lead to immune dysregulation, and eventually, the development of leprosy. In addition, earlier research observed difference in immune response to diphtheria vaccine between female and male sexes; female has an increased risk to suffer from vaccination failure compared to their male counterpart. Thus, diphtheria vaccination cannot be used as the sole parameter to evaluate the immunity against *C. diphtheriae*.^{66,67} The mentioned mechanism could explain the reason that subjects with prior non-BCG immunization is not specifically protected from *M. leprae* compared to the subjects without history of vaccination.

CONCLUSION

The difference in BCG vaccination status is associated with leprosy amongst child with leprosy and mother without leprosy compared to the control group. It is affected by several factors, such as the duration of BCG protective property and co-infection amongst leprosy patients. However, there is a limitation to this study due to the means of data collection and the study design. Therefore, further prospective cohort study about BCG and other vaccinations are needed to confirm our findings.

ACKNOWLEDGEMENT

The authors would like to acknowledge and thank the officers and doctors of the leprosy division and staffs of Tuban District Health Office, East Java Province, Indonesia.

CONCLUSION

All authors discussed the results and contributed to the writing of the manuscript equally

CONFLICT OF INTEREST

None of the authors have any conflict of interest to declare in this review.

FUNDING

none

REFERENCES

- Sarkar R, Pradhan S. Leprosy and women. *Int J Women's Dermatol*. 2016;2(4):117-121.
- Santos SD, Penna GO, Costa M da CN, Natividade MS, Teixeira MG. Leprosy in children and adolescents under 15 years old in an urban centre in Brazil. *Mem Inst Oswaldo Cruz*. 2016;111(6):359-364.
- de Oliveira MBB, Diniz LM. Leprosy among children under 15 years of age: Literature review. *An Bras Dermatol*. 2016;91(2):196-203.
- Paredes CF, Morales AJR. Unsolved matters in leprosy: a descriptive review and call for further research. *Ann Clin Microbiol Antimicrob*. 2016:1-10.
- World Health Organization. World Health Assembly (WHA) resolution to eliminate leprosy. *World Heal Assem Resolut 1991*. 1991.
- Lockwood DNJ, Shetty V, Oliveira G. Hazards of setting targets to eliminate disease: Lessons from the leprosy elimination campaign. *BMJ*. 2014;348(February):1-5.
- World Health Organization. Global Leprosy Strategy 2016–2020. Accelerating towards a leprosy-free world. Monitoring and Evaluation Guide. *World Heal Organ*. 2020.
- World Health Organization. Weekly epidemiological record. Global leprosy update, 2018: moving towards a leprosy-free world. *Wkly Epidemiol Rec*. 2019;94(August 2019):389-412.
- World Health Organization. Weekly epidemiological record. *World Heal Organ*. 2020;95(36):417-440.
- World Health Organization. *Integrating Neglected Tropical Diseases into Global Health and Development: Fourth WHO Report on Neglected Tropical Diseases*; 2017.
- KEMENTERIAN KESEHATAN REPUBLIK INDONESIA. *PROFIL KESEHATAN INDONESIA TAHUN 2019*; 2020.
- Martins-melo FR, Assunção-ramos AV, Ramos AN, Alencar CH, Montenegro RM, Wand-del-rey de oliveira ML, Heukelbach J. Leprosy-related mortality in Brazil: A neglected condition of a neglected disease. *Trans R Soc Trop Med Hyg*. 2015;109(10):643-652.
- World Health Organization. *World Health Statistics 2014*; 2014.
- Tosepu R, Gunawan J, Effendy DS, Fadmi FR. Stigma and increase of leprosy cases in SouthEast Sulawesi Province, Indonesia. *Afr Health Sci*. 2018;18(1):29-31.
- Shumet T, Demissie M, Bekele Y. Prevalence of Disability and Associated Factors among Registered Leprosy Patients in All Africa Tb and Leprosy Rehabilitation and Training Centre (ALERT), Addis Ababa, Ethiopia. *Ethiop J Health Sci*. 2015;25(4):313-320.
- Hoeven TA, Fischer EAJ, Pahan D, Richardus JH. Social distance and spatial distance are not the same, observations on the use of GIS in leprosy epidemiology. *Epidemiol Infect*. 2008;136(12):1624-1627.
- Moet FJ, Pahan D, Schuring RP, Oskam L, Richardus JH. Physical distance, genetic relationship, age, and leprosy classification are independent risk factors for leprosy in contacts of patients with leprosy. *J Infect Dis*. 2006;193(3):346-353.
- Kerr-Pontes LRS, Barreto ML, Evangelista CMN, Rodrigues LC, Heukelbach J, Feldmeier H. Socioeconomic, environmental, and behavioural risk factors for leprosy in North-east Brazil: Results of a case-control study. *Int J Epidemiol*. 2006;35(4):994-1000.
- Sousa MWG de, Silva DC, Carneiro LR, Almino MLBF, Costa ALF da. Epidemiological Profile of Leprosy in the Brazilian state of Piauí between 2003 and 2008. *An Bras Dermatol*. 2012;87(3):389-395.
- Scheelbeek PFD, Balagon MVF, Orcullo FM, Maghanoy AA, Abellana J, Saunderson PR. A Retrospective Study of the Epidemiology of Leprosy in Cebu: An Eleven-Year Profile. *PLoS Negl Trop Dis*. 2013;7(9):1-12.
- Scollard DM, Adams LB, Gillis TP, Krahenbuhl JL, Truman RW, Williams DL. The continuing challenges of leprosy. *Clin Microbiol Rev*. 2006;19(2):338-381.
- Gulia A, Fried I, Massone C. New insights in the pathogenesis and genetics of leprosy. *F1000 Med Rep*. 2010;2(1):1-5.
- Gaschignard J, Grant AV, Thuc N Van, Orlova M, Cobat A, Huong NT, Ba NN, et al. Pauci- and Multibacillary Leprosy: Two Distinct, Genetically Neglected Diseases. *PLoS Negl Trop Dis*. 2016;10(5):1-20.
- Pinheiro R, Salles J, Sarno E, Sampaio E. Mycobacterium leprae-host-cell interactions and genet. *Futur Microbiol*. 2011;6(2):217-230.
- Leitão C, Ueda D, de Moraes Braga AC, Boldt ABW, Messias-Reason IJT. Leprosy and hepatitis B coinfection in southern Brazil. *Brazilian J Infect Dis*. 2014;18(1):8-12.
- Machado PRL, Machado LM, Shibuya M, Rego J, Johnson WD, Glesby MJ. Viral co-infection and leprosy outcomes: A cohort study. *PLoS Negl Trop Dis*. 2015;9(8):1-11.
- Motta ACF, Pereira KJ, Tarquínio DC, Vieira MB, Miyake K, Foss NT. Leprosy reactions: Coinfections as a possible risk factor. *Clinics*. 2012;67(10):1145-1148.
- Merle CS, Cunha SS, Rodrigues LC. BCG vaccination and leprosy protection: Review of current evidence and status of BCG in leprosy control. *Expert Rev Vaccines*. 2010;9(2):209-222.
- Mangtani P, Abubakar I, Ariti C, Beynon R, Pimpin L, Fine PEM, Rodrigues LC, et al. Protection by BCG vaccine against tuberculosis: A systematic review of randomized controlled trials. *Clin Infect Dis*. 2014;58(4):470-480.
- Richardus JH, Oskam L. Protecting people against leprosy: Chemoprophylaxis and immunoprophylaxis. *Clin Dermatol*. 2015;33(1):19-25.
- Richardus RA, Butlin CR, Alam K, Kundu K, Geluk A, Richardus JH. Clinical manifestations of leprosy after BCG vaccination: An observational study in Bangladesh. *Vaccine*. 2015;33(13):1562-1567.
- Geluk A, Van Meijgaarden KE, Wilson L, Bobosha K, Van Der Ploeg-Van Schip JJ, Van Den Eeden SJF, Quinten E, et al. Longitudinal immune responses and gene expression profiles in type 1 leprosy reactions. *J Clin Immunol*. 2014;34(2):245-255.
- Dinkes Provinsi Jawa Timur. *Profil Kesehatan Jawa Timur 2018*; 2019.
- Wagenaar I, van Muiden L, Alam K, Bowers R, Hossain MA, Kispotta K, Richardus JH. Diet-Related Risk Factors for Leprosy: A Case-Control Study. *PLoS Negl Trop Dis*. 2015;9(5):1-16.
- Oktaria S, Hurif NS, Naim W, Thio HB, Nijsten TEC, Richardus JH. Dietary diversity and poverty as risk factors for leprosy in Indonesia: A case-control study. *PLoS Negl Trop Dis*. 2018;12(3):1-15.
- Maggini S, Pierre A, Calder PC. Immune function and micronutrient requirements change over the life course. *Nutrients*. 2018;10(10).
- Wu D, Lewis ED, Pae M, Meydani SN. Nutritional modulation of immune function: Analysis of evidence,

- mechanisms, and clinical relevance. *Front Immunol.* 2019;10(JAN):1-19.
38. Sadhu S, Mitra DK. Emerging concepts of adaptive immunity in leprosy. *Front Immunol.* 2018;9(APR):1-7.
 39. de Sousa JR, Sotto MN, Quaresma JAS. Leprosy as a complex infection: Breakdown of the Th1 and Th2 immune paradigm in the immunopathogenesis of the disease. *Front Immunol.* 2017;8(NOV):18-21.
 40. Barbosa A, Fonseca DL, Simon V, Cazzaniga RA, Moura TR De, Almeida RP De, Duthie MS, et al. The influence of innate and adaptive immune responses on the differential clinical outcomes of leprosy. *Infect Dis Poverty.* 2017;1-8.
 41. Kementerian Kesehatan Republik Indonesia. PERATURAN MENTERI KESEHATAN REPUBLIK INDONESIA NOMOR 11 TAHUN 2019 TENTANG PENANGGULANGAN KUSTA. Vol 11.; 2019.
 42. Bollampalli VP, Harumi Yamashiro L, Feng X, Bierschenk D, Gao Y, Blom H, Henriques-Normark B, et al. BCG Skin Infection Triggers IL-1R-MyD88-Dependent Migration of EpCAMlow CD11bhigh Skin Dendritic cells to Draining Lymph Node During CD4+ T-Cell Priming. *PLoS Pathog.* 2015;11(10):1-22.
 43. Moliva JI, Turner J, Torrelles JB. Immune responses to bacillus Calmette-Guérin vaccination: Why do they fail to protect against mycobacterium tuberculosis? *Front Immunol.* 2017;8(APR).
 44. Dockrell HM, Smith SG. What have we learnt about BCG vaccination in the last 20 years? *Front Immunol.* 2017;8(SEP):1-10.
 45. Kleinnijenhuis J, Quintin J, Preijers F, Joosten LAB, Ifrim DC, Saeed S, Jacobs C, et al. Bacille Calmette-Guérin induces NOD2-dependent nonspecific protection from reinfection via epigenetic reprogramming of monocytes. *Proc Natl Acad Sci U S A.* 2012;109(43):17537-17542.
 46. Levy O, Wynn JL. A prime time for trained immunity: Innate immune memory in newborns and infants. *Neonatology.* 2014;105(2):136-141.
 47. Grant A V., Alter A, Huong NT, Orlova M, Van Thuc N, Ba NN, Thai VH, et al. Crohn's disease susceptibility genes are associated with leprosy in the vietnamese population. *J Infect Dis.* 2012;206(11):1763-1767.
 48. Berrington WR, Macdonald M, Khadge S, Sapkota BR, Janer M, Hagge DA, Kaplan G, et al. Common polymorphisms in the NOD2 gene region are associated with leprosy and its reactive states. *J Infect Dis.* 2010;201(9):1422-1435.
 49. Setia MS, Steinmaus C, Ho CS, Rutherford GW. The role of BCG in prevention of leprosy: a meta-analysis. *Lancet Infect Dis.* 2006;6(3).
 50. Mangtani P, Nguipdop-Djomo P, Keogh RH, Sterne JAC, Abubakar I, Smith PG, Fine PEM, et al. The duration of protection of school-aged BCG vaccination in England: A population-based case-control study. *Int J Epidemiol.* 2018;47(1):193-201.
 51. Coppola M, van den Eeden SJF, Robbins N, Wilson L, Franken KLMC, Adams LB, Gillis TP, et al. Vaccines for leprosy and tuberculosis: Opportunities for shared research, development, and application. *Front Immunol.* 2018;9(FEB):1-12.
 52. Elias D, Britton S, Aseffa A, Engers H, Akuffo H. Poor immunogenicity of BCG in helminth infected population is associated with increased in vitro TGF- β production. *Vaccine.* 2008;26(31):3897-3902.
 53. Djuardi Y, Sartono E, Wibowo H, Supali T, Yazdanbakhsh M. A longitudinal study of BCG vaccination in early childhood: The development of innate and adaptive immune responses. *PLoS One.* 2010;5(11).
 54. Cadmusid SI, Akinseye VO, Taiwo BO, Pinelli EO, Soolingen D van, Rhodes SG. Interactions between helminths and tuberculosis infections: Implications for tuberculosis diagnosis and vaccination in Africa. *PLoS Negl Trop Dis.* 2020;14(6):1-20.
 55. Coakley G, Buck AH, Maizels RM. Host parasite communications—Messages from helminths for the immune system: Parasite communication and cell-cell interactions. *Mol Biochem Parasitol.* 2016;208(1):33-40.
 56. Lang R, Schick J. Review: Impact of helminth infection on antimycobacterial immunity-A focus on the macrophage. *Front Immunol.* 2017;8(DEC):1-11.
 57. Kaygusuz T, Özgüler M, Güngör L, Papila Ç. Hepatitis B and C Seroprevalence in Leprosy Patients. *J Microbiol Infect Dis.* 2015;5(3):114-118.
 58. Ramos JMH, e Silva ÁMC, Martins RMB, Souto FJD. Prevalence of hepatitis B and C virus infection among leprosy patients in a leprosy-endemic region of central Brazil. *Mem Inst Oswaldo Cruz.* 2011;106(5):632-634.
 59. Huang Y, Gu Y, Lian Y, Gu L, Chen L, Li X, Zhou L, et al. Correlations between cytokines produced by T cells and clinical-virological characteristics in untreated chronic hepatitis B patients. *BMC Infect Dis.* 2019;19(1):1-12.
 60. Tan A, Koh S, Bertoletti A. Immune response in hepatitis B virus infection. *Cold Spring Harb Perspect Med.* 2015;5(8):1-18.
 61. Rouse BT, Mueller S. Host Defenses to Viruses. *Clin Immunol.* 2019:365-374.
 62. Rouse BT, Sehrawat S. Immunity and immunopathology to viruses: What decides the outcome? *Nat Rev Immunol.* 2010;10(7):514-526.
 63. Wacleche VS, Landay A, Routy JP, Ancuta P. The Th17 lineage: From barrier surfaces homeostasis to autoimmunity, cancer, and HIV-1 pathogenesis. *Viruses.* 2017;9(10):1-33.
 64. Ronchi F, Basso C, Preite S, Reboldi A, Baumjohann D, Perlini L, Lanzavecchia A, et al. Experimental priming of encephalitogenic Th1/Th17 cells requires pertussis toxin-driven IL-1 β production by myeloid cells. *Nat Commun.* 2016;7(May):1-11.
 65. O'Connor W, Zenewicz LA, Flavell RA. The dual nature of TH 17 cells: Shifting the focus to function. *Nat Immunol.* 2010;11(6):471-476.
 66. Völzke H, Kloker KM, Kramer A, Guertler L, Dören M, Baumeister SE, Hoffmann W, et al. Susceptibility to diphtheria in adults: Prevalence and relationship to gender and social variables. *Clin Microbiol Infect.* 2006;12(10):961-967.
 67. Sharma NC, Efstratiou A, Mokrousov I, Mutreja A, Das B, Ramamurthy T. Diphtheria. *Nat Rev Dis Prim.* 2019;5(1).

Tables and Figures

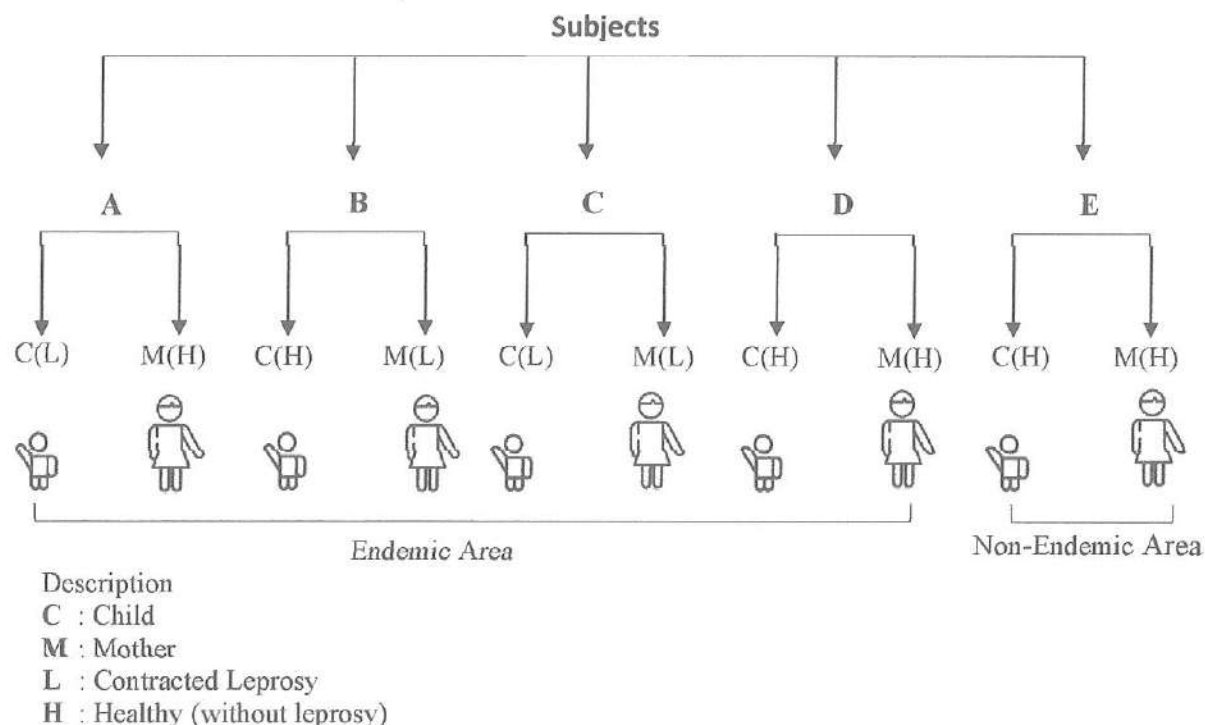


Figure 1: Schematic Figure of Group Allocation

Table 1: Demographic characteristics of the child-aged subject. Data are presented as mean (standard deviation) or as a proportion (%)

	Group A (n= 19)	Group B (n= 24)	Group C (n= 3)	Group D (n= 33)	Group E (n= 27)
Age, years	16 (SD ± 3.38)	12.38 (SD ± 5.17)	18.33 (SD ± 0.58)	11.67 (SD ± 4.12)	9.69 (SD ± 3.71)
Male, sex	74%	37%	67%	48%	80%
BMI	19.03 (SD ± 3.48)	17.59 (SD ± 4.31)	21.93 (SD ± 1.63)	19.14 (SD ± 5.14)	16.78 (SD ± 3.65)
Vaccination status, positive history					
BCG	26% (n=5)	37% (n= 9)	0% (n= 0)	48% (n= 16)	56% (n= 15)
Hepatitis B	16% (n=3)	29% (n= 7)	0% (n= 0)	12% (n=4)	30% (n= 8)
Polio	16% (n=3)	29% (n= 7)	0% (n= 0)	12% (n=4)	30% (n= 8)
DTaP	16% (n=3)	25% (n= 6)	0% (n= 0)	12% (n=4)	26% (n= 7)
HIB	16% (n=3)	21% (n= 5)	0% (n= 0)	12% (n=4)	19% (n= 5)
MMR	16% (n=3)	12% (n= 3)	0% (n= 0)	12% (n=4)	15% (n= 4)
Measles	16% (n=3)	25% (n= 6)	0% (n= 0)	12% (n=4)	26% (n= 7)
Hepatitis A	16% (n=3)	12% (n= 3)	0% (n= 0)	9% (n=3)	11% (n= 3)

*BMI: body mass index; DTaP: diphtheria, tetanus, pertussis; HIB: haemophilus influenza B; MMR: mumps, measles, rubella

Table 2: Demographic characteristics of the mother. Data are presented as mean (standard deviation) or as a proportion (%)

	Group A (n= 19)	Group B (n= 24)	Group C (n= 3)	Group D (n= 33)	Group E (n= 27)
Age, years	44.74 (SD ± 7.38)	42.13 (SD ± 7.75)	44.67 (SD ± 3.51)	38.42 (SD ± 7.88)	36.74 (SD ± 5.66)
BMI	25.30 (SD ± 5.86)	24.00 (SD ± 4.24)	21.35 (SD ± 3.01)	24.95 (SD ± 3.71)	24.04 (SD ± 3.37)
BCG	74% (n=14)	42% (n= 10)	0% (n= 0)	42% (n= 14)	48% (n= 13)

Table 3: Statistical analysis of the inter-group comparison on anthropometric parameters

Anthropometric Parameters	Group Comparison				
	A : E	B : E	C : E	D : E	(A+B+C+D) : E
Pediatric Parameter					
BMI	$p= 0.042$	$p= 0.472$	$p= 0.024$	$p= 0.050$	$p= 0.042$
Maternal Parameter					
BMI	$p= 0.360$	$p= 0.975$	$p= 0.196$	$p= 0.329$	$p= 0.543$

Table 4: Statistical analysis of the inter-group comparison on vaccination

Vaccination	Group Comparison				
	A : E	B : E	C : E	D : E	(A+B+C+D) : E
BCG (mother)	$p= 0.685$	$p= 0.642$	$p= 0.110$	$p= 0.657$	$p= 0.488$
BCG (child)	$p= 0.049$	$p= 0.615$	$p= 0.068$	$p= 0.586$	$p= 0.370$
Hepatitis B	$p= 0.279$	$p= 0.971$	$p= 0.271$	$p= 0.092$	$p= 0.188$
Polio	$p= 0.279$	$p= 0.971$	$p= 0.271$	$p= 0.092$	$p= 0.188$
DTaP	$p= 0.412$	$p= 0.940$	$p= 0.314$	$p= 0.169$	$p= 0.278$
HIB	$p= 0.588$	$p= 0.904$	$p= 0.361$	$p= 0.296$	$p= 0.401$
MMR	$p= 0.928$	$p= 0.811$	$p= 0.474$	$p= 0.760$	$p= 0.775$
Measles	$p= 0.412$	$p= 0.422$	$p= 0.314$	$p= 0.169$	$p= 0.152$
Hepatitis A	$p= 0.643$	$p= 0.878$	$p= 0.543$	$p= 0.795$	$p= 0.968$


Systematic Reviews in Pharmacy

www.sysrevpharm.org



ISSRP is an international society of researchers and practitioners who are interested in the development and use of systematic reviews in pharmacy. The society provides a forum for the exchange of ideas and information, and for the promotion of research in this area. The society also provides a platform for the publication of research findings and for the dissemination of information to the wider pharmacy community.

Systematic Reviews in Pharmacy



Online First

Current Issue

Archive

Aims and Scope

Abstracting & Indexing

Most Accessed Articles

Most Downloaded Articles

ORCID

Crossref

OPEN ACCESS

CC creative commons

Tweets by @in_systematic

Systematic Reviews in Pharmacy
@in_systematic

People who have cancer shouldn't eat sugar, since it can cause cancer to grow faster which is actually not scientific, as positron emission tomography (PET) scans is used for diagnosis that uses a small amount of radioactive tracer in the form of glucose
systemicpharm.org

Jul 17, 2021

Embed

View on Twitter

2020: Volume 11, Issue 11

Research Article

Gadget Use, Pocket Money, and Snacking Habits of Children with and without Overweight/Obesity Problem in Surabaya, Indonesia

Trias Mahmudiono, Qonita Rachmah, Diah Indriani, Triska Susila Nindya, Calista Segalita, Susi Hidayah, Azizah Ajeng Pratiwi, Loh Su Peng

SRP. 2020; 11(11): 1087 - 1090

» Abstract » PDF DOI: 10.31838/srp.2020.11.155

Review Article

Ameliorative Effect Of Thiamine Pyrophosphate Against Cisplatin-Induced Reproductive System Damage Within Male Rats

Maltham Abd Ali Mnati, Bahir Abdul Razzaq Mshimesh, Mustafa Mohammed Ibraheem, Suzan Yousif Jasim

SRP. 2020; 11(11): 396 - 403

» Abstract » PDF DOI: 10.31838/srp.2020.11.59

Research Article

Neutrophil Extracellular Traps in Coronavirus Infection: Interaction Network Analysis

Amal Bouzid, Asmaa T Uthman, Noor N Al-Rawi, Natheer H Al-Rawi

SRP. 2020; 11(11): 1091 - 1101

» Abstract » PDF DOI: 10.31838/srp.2020.11.156

Review Article

An Observational Study Of Coronavirus (Covid-19) In Iraqi Patients At Al-Shifa Medical Center In Baghdad's Capital, Al-Rusafa

Saad Abdul Kareem Mohammed, Suha Hussein Ahmed, Ali I. Omran Al-Saadawi, Mohammed Mahmood Mohammed

SRP. 2020; 11(11): 404 - 411

» Abstract » PDF DOI: 10.31838/srp.2020.11.60

Review Article

Pathogenic Microorganisms, Toxigenic Fungi, Heavy Metal accumulation, and Toxic Materials Contamination in Natural Products

Huda S. Husni

SRP. 2020; 11(11): 1772 - 1776

» Abstract » PDF DOI: 10.31838/srp.2020.11.247

Review Article

Immunophenotypic characterization of malignant lymphoma in Iraqi patients using immunohistochemical CD-marker study

Hameda Abd Al-Mahdi Ghazi, Rajaa Ali Moheiseen Al-Tae, Hayder Abdul-Amir Makki Al-Hindi

SRP. 2020; 11(11): 412 - 417

» Abstract » PDF DOI: 10.31838/srp.2020.11.61

Review Article

The Therapeutic Effect Of Eucalyptus Microtheca Against The Giardiasis Induced Renal Damage In Male Rats

Abdulrazzaq Mohammed Hammood, Muhannad Shweash, and Hazim Ghazzay

SRP. 2020; 11(11): 418 - 422

Research Article

The Determinant of Exclusive Breastfeeding among Female Worker in Indonesia

» *Ina Kusriani, Mara Ipa, Agung Dwi Laksono, Noviati Fuada, Sri Supadmi*

SRP. 2020; 11(11): 1102 - 1106

» Abstract » PDF DOI: 10.31838/srp.2020.11.157

Review Article

Effect of COVID-19 on Bacterial Resistance

» *Hussam H. Tizkam, Osama Q. Fadhil, Esraa Ghazy*

SRP. 2020; 11(11): 423 - 427

» Abstract » PDF DOI: 10.31838/srp.2020.11.63

Research Article

Next-Generation Sequencing Technologies for Environmental DNA as an Efficient Bio Indicator for Bacterial Biodiversity in Tigris River, Iraq

» *Fikrat M Hassan, Warqaa Y. Salth and Halah H Al-Haidari*

SRP. 2020; 11(11): 1107 - 1114

» Abstract » PDF DOI: 10.31838/srp.2020.11.158

Review Article

Analysis of the Prophet Saleh in Al Quran through the food Science Approach to the Miracle of She-Camel

» *Endin Mujahidin, Nur Richana, Adnan Husaini, Didin Hafidhuddin*

SRP. 2020; 11(11): 771 - 775

» Abstract » PDF DOI: 10.31838/srp.2020.11.111

Review Article

The Relationship of Family Support to the Success of the Treatment of Tuberculosis (TB) Patients in Kediri

» *Fauzan Adma, Chatarina U. Wahjuni, Hari Basuki Notobroto, Shrimarti Rukmini Devy*

SRP. 2020; 11(11): 776 - 778

» Abstract » PDF DOI: 10.31838/srp.2020.11.112

Research Article

Levels of Myeloperoxidase, Malondialdehyde and Lipid Profile in Type 2 Diabetic Patients on Metformin Versus Glibendamide Therapy

» *Zainab H. Fathi, Jehan A. Mohammad, Marwah H. Mohammed*

SRP. 2020; 11(11): 1777 - 1782

» Abstract » PDF DOI: 10.31838/srp.2020.11.248

Research Article

Recent Development In Oxine Complexes And Their Medical Application: A Review

» *Shatha M. H. Obaid, Waleed K. Mahdi, Fahah H. Hussein, Yahya F. Al-Khafaji*

SRP. 2020; 11(11): 428 - 437

» Abstract » PDF DOI: 10.31838/srp.2020.11.64

Review Article

Cytotoxic Activity of Ethanol Extract Legundi Leaf (*Vitex trifolia* L.) and N-Hexan, Ethyl Acetate and Ethanol-Water Fraction against MCF-7 Breast Cancer Cells

» *Peni Indrayudha, Indah Gita Cahyani*

SRP. 2020; 11(11): 779 - 785

Induced Diabetic Rats

👤 *Tariq I. Almundarij, Abdel Kader A. Zaki, Saleh M. Albarrak, Yousef M. Alharbi, Saleh A. Almuzalini and Faten A. M. Abo-Aziza*

SRP. 2020; 11(11): 1424 - 1433

» Abstract » PDF DOI: 10.31838/srp.2020.11.202

Research Article

BCG Vaccination amongst Maternal and Child Leprosy in Endemic Area of Tuban, Indonesia

👤 *Anang Endaryanto, Flora Ramona Sigit Prakoeswa, Citra Rosita Sigit Prakoeswa*

SRP. 2020; 11(11): 1434 - 1440

» Abstract » PDF DOI: 10.31838/srp.2020.11.203

Review Article

Religion and Cultural Perspective in the Construction of the Labuhan Alit Ritual

👤 *Ken Widyatwatia, Dadang Sugandab, Reiza D. Dlenaputrac, Titin N. Mamund*

SRP. 2020; 11(11): 360 - 366

» Abstract » PDF DOI: 10.31838/scp.2020.11.53

Review Article

The Role of JAK2 Gene In Imatinib-Resistant Chronic Myeloid Leukemia: A Review

👤 *Indra Wijaya, Kevin Yonatan Budiman, Muhammad Hasan Bashari, Lelani Reniarti, Rully Marsis Amirullah Roesli*

SRP. 2020; 11(11): 1441 - 1449

» Abstract » PDF DOI: 10.31838/srp.2020.11.204

Research Article

Isolation and Medical Utilization of Nutmeg Seed Oil as Edible Coating Additive for Tanihu Fish Fillet (*Thunnus maccoyii*)

👤 *Nini Muniirah Renu, Sutrisno, Emmy Darmawati, Nurjanah*

SRP. 2020; 11(11): 1982 - 1984

» Abstract » PDF

Research Article

Analysis Types and Functions of Microbes and Duration of Fermentation in the Process of Reducing Levels of Concentration Oxalate Levels in Taro Kimpul

👤 *Ismail Sulaiman, Santi Novlasari, Yanti Meldasari Lubis, Zainiati Fonna Rozali, Kartini Eriani, Cynthia Wahyu Asrizal*

SRP. 2020; 11(11): 1450 - 1456

» Abstract » PDF DOI: 10.31838/srp.2020.11.205

Review Article

The Rule of Self Regulated Learning Method Strategy and Self Efficacy to Conceptual Application

👤 *Yowelna Tarumaselya, I Nyoman Sudana Degengb, Punaji Setyosari, Dedi Kuswandid.*

SRP. 2020; 11(11): 367 - 372

» Abstract » PDF DOI: 10.31838/srp.2020.11.54

Review Article

Transformational Leadership and Organizational Commitment as an Effort to Avoid Burnout of Nurses

👤 *Riffah Abadiyah, Anis Elyana, Ahmad Rizki Sridadi.*

SRP. 2020; 11(11): 706 - 711

» Abstract » PDF DOI: 10.31838/srp.2020.11.101

Review Article

Did Education Financing Management Influence School Quality in Islamic School?

▲ *Kemas Imron Rosadi, Shaiahudin, Wisnarni, Muhamad Yusuf, Ahmad Jamin, Noviriani*

SRP. 2020; 11(11): 1559 - 1566

» Abstract » PDF DOI: 10.31838/srp.2020.11.220

Research Article

Anti-Inflammatory and Anti-Oxidative Therapeutic Approach in Chronic Kidney Disease with Statin Consumption

▲ *Maftuchah Rochmanli, Nadira Muthi Tsania, Sharifa Audi Salsabila, Mochammad Thaha*

SRP. 2020; 11(11): 1070 - 1079

» Abstract » PDF DOI: 10.31838/srp.2020.11.153

Research Article

CBCT: Tracing Dominant Region of Periodontitis on Psychological Stress

▲ *Baby Prabowo, Ani Melani Maskoen, Arief Budiarto, Fourier, Arif Rahman*

SRP. 2020; 11(11): 1567 - 1572

» Abstract » PDF DOI: 10.31838/srp.2020.11.221

Review Article

Histological Investigation Of The Effects Of Cinnamon Extract On Skin Of Male Sheep Affected By Mange

▲ *Muna Hussain Al-Aameli, Yarub Modhar Al-Qazwini, Jabbar Abadi Mohammed.*

SRP. 2020; 11(11): 380 - 386

» Abstract » PDF DOI: 10.31838/srp.2020.11.56

Review Article

Cardamom as a blood pressure lowering natural food supplement in patients with grade one hypertension

▲ *Mudher Khudhur Mohammed, Lamis Khidher Mohammed, Haneen Mohamad Mohammed.*

SRP. 2020; 11(11): 387 - 390

» Abstract » PDF DOI: 10.31838/srp.2020.11.57

Research Article

The Effect of Cordyline terminalis's Leaf Extract on Lipid Profile, Obesity and Liver Function in Obese Induced Rats

▲ *Ni Wayan Bogoriani, Ni Made Suanli, Anak Agung Bawa Putra, Kadek Dwi Pradhya Lestari, Wayan Eka Heityani*

SRP. 2020; 11(11): 1080 - 1086

» Abstract » PDF DOI: 10.31838/srp.2020.11.154

Review Article

[Submit Article](#)

[Login](#)

SRP. 2020; 11(11): 1080 - 1086

[Register](#)

Most Viewed Articles

Dental Development between Assisted Reproductive Therapy (Art) and Natural Conceived Children: A Comparative Pilot Study Norzali Mohd Kenal, Naimah Hasanah Mohd Fathil, Norbesyrah Bohari, Ahmad Faisal Ismail, Roszeman Ramli SRP. 2020; 11(1): 01-06 » doi: 10.5530/srp.2020.1.01

Psychometric properties of the World Health Organization Quality of life instrument, short form: Validity in the Vietnamese healthcare context Trung Quang Vo', Bao Tran Thuy Tran, Ngan Thuy Nguyen, Tram Thi-huyen Nguyen, Thuy Phan Chung Tran SRP. 2020; 11(1): 14-22 » doi: 10.5530/srp.2019.1.3

A Review of Pharmacoeconomics: the key to "Healthcare for All" Hasamnis AA, Patil SS, Shaik Imam, Narendran K SRP. 2019; 10(1): s40-s42

Behavior to Organizational Creativity at Furniture Industries in Indonesia

▲ Roy Setiawan, Anis Eliyana, Tatik Suryani, Enrico Oktavian Sugiharto

SRP. 2020; 11(11): 306 - 314

» Abstract » PDF DOI: 10.31838/srp.2020.11.45

Review Article

Study of some of Novel Selena-Diazole Derivative activities on Hematological Parameters, Differentiate lymphocytes cells in addition to thyroid hormones levels in Female Rats (One of the series of studies on the impact of the new compound)

▲ Nadiyah F. Neamah, Shaker A. N. Al-Jadaan, Asmaa M. Al_Ali

SRP. 2020; 11(11): 975 - 980

» Abstract » PDF DOI: 10.31838/srp.2020.11.140

Research Article

The Effect of Folic Acid as Anti Fibrosis in Peritoneum of Rat

▲ Wachid Putranto, Bambang Purwanto, Ambar Mudigdo, Brian Washita, Ari Natali Probandari

SRP. 2020; 11(11): 1378 - 1383

» Abstract » PDF DOI: 10.31838/srp.2020.11.196

Review Article

Design and Synthesis of Possible Mutual Prodrugs of (Nsaid) Erodolac and Tolmetin with (Cytotoxic) Gemcitabine

▲ Ammar Abdul Aziz Alibeg, Abbas H. Abdulsada, Noor H. Nasser, Karrar Abdul Aziz Ali beg.

SRP. 2020; 11(11): 315 - 318

» Abstract » PDF DOI: 10.31838/srp.2020.11.46

Research Article

Effectiveness of not Quarantining Passengers after Having a Negative COVID-19 PCR Test at Arrival to Dubai Airports

▲ Manal Taryam, Dhoha Alawadhi, Ahmad Aburayya, Ala' Albaqa'een, Alanood Alfarsi, Ibtihal Makki, Najma Rahmani, Muhammad Alshurideh, Said A. Saloum

SRP. 2020; 11(11): 1384 - 1395

» Abstract » PDF DOI: 10.31838/srp.2020.11.197

Review Article

THE EFFECT ANALYSIS TOWARD LIQUIDITY, LEVERAGE ON THE COST EFFICIENCY OF CHEMICAL COMPANIES AND THE IMPACT ON THE FINANCIAL PERFORMANCE OF THE COMPANY

▲ Masno Marphan, Arsid, Nurminingsih.

SRP. 2020; 11(11): 318 - 327

» Abstract » PDF DOI: 10.31838/srp.2020.11.47

Review Article

Study some immunological parameters of dietary supplementation turmeric powder in healthy common carp *Cyprinus carpio* L.

▲ Qussia Salih Jumaa, Sabah Mahmood Hamad al-shammari

SRP. 2020; 11(11): 981 - 983

» Abstract » PDF DOI: 10.31838/srp.2020.11.141

Research Article

Nutrition Education on Food Hygiene and Sanitation to Increase Knowledge, Attitude and Practice among Canteen Food Handler in Indonesia

▲ Trias Mahmudiono, Anisa Nindiyasari, Calista Segalita, Aprilia Durotum Nasikhah, Loh Su Peng

SRP. 2020; 11(11): 1396 - 1400

» Abstract » PDF DOI: 10.31838/srp.2020.11.198