

# Does Sequential Diabetes Dance Improve on Glucose Level and Glucose Tolerance ?

*by Cynthia Wahyu Asrizal*

---

**Submission date:** 18-Feb-2022 03:08PM (UTC+0800)

**Submission ID:** 1765286219

**File name:** 54.\_Artikel.pdf (19.53M)

**Word count:** 5604

**Character count:** 33390

# SIPS 2017

SURABAYA  
INTERNATIONAL  
PHYSIOLOGY  
SEMINAR

## PROCEEDINGS OF THE SURABAYA INTERNATIONAL PHYSIOLOGY SEMINAR

Surabaya, October 12-14, 2017

### Editors:

Soetjipto  
Muhammad Miftahussurur  
Ferry Efendi  
Purwo Sri Rejeki  
Bambang Purwanto



Gestrindo



# SIPS 2017

<sup>4</sup>  
Proceedings of the  
Surabaya International Physiology Seminar

Surabaya - Indonesia

October 12 - 14, 2017

Copyright © 2018 by SCITEPRESS – Science and Technology Publications, Lda.  
All rights reserved

Edited by Soetjipto, Muhammad Miftahussurrur, Ferry Efendi, Purwo Sri Rejeki and Bambang Purwanto

5

Printed in Portugal

ISSN: 2184-3678

ISBN: 978-989-758-340-7

Depósito Legal: 446682/18

<http://sipsfk.conference.unair.ac.id>

[sipsiaifi2017@gmail.com](mailto:sipsiaifi2017@gmail.com)

# BRIEF CONTENTS

---

INVITED SPEAKERS ..... IV

ORGANIZING COMMITTEES ..... V

FOREWORD ..... VII

CONTENTS ..... XI

## INVITED SPEAKERS

---

**Cheng Hwee Ming**  
University of Malaya  
Malaysia

**Daniel John Green**  
University of Western Australia  
Australia

**Fadzil Hamzah**  
Sport Center of Changi General Hospital  
Singapore

**Deanne Helena Skelly**  
Griffith University  
Australia

# ORGANIZING COMMITTEES

---

## SCIENTIFIC COMMITTEE

24

Cheng Hwee Ming, Department of Physiology, Faculty of Medicine, University of Malaya, Malaysia

Daniel John Green, University of Western Australia, Australia

Fadzil Hamzah, Changi Sports Medicine Centre, Changi General Hospital, Singapore

Deanne Helena Skelly, University of Western Australia, Australia

R. Soedarso Djojonegoro, Universitas Airlangga, Indonesia

Paulus Liben, Universitas Airlangga, Indonesia

Elyana Asnar STP, Universitas Airlangga, Indonesia

Choesnan Effendi, Universitas Airlangga, Indonesia

Harlina, Universitas Airlangga, Indonesia

Tjitra Wardani, Universitas Airlangga, Indonesia

Gadis Meinar Sari, Universitas Airlangga, Indonesia

Purwo Sri Rejeki, Universitas Airlangga, Indonesia

Lilik Herawati, Universitas Airlangga, Indonesia

Bambang Purwanto, Universitas Airlangga, Indonesia

Kristanti Wanito Wigati, Universitas Airlangga, Indonesia

Hayuris Kinandita Setiawan, Universitas Airlangga, Indonesia

Irfiansyah Irwadi, Universitas Airlangga, Indonesia

Sundari Indah Wiyasihati, Universitas Airlangga, Indonesia

Eka Arum Cahyaning Putri, Universitas Airlangga, Indonesia

Misbakhul Munir, Universitas Airlangga, Indonesia





# FOREWORD

---

## **Dean of Faculty of Medicine, Universitas Airlangga**

Assalamu'alaikum Wr. Wb.

Distinguished Guests, all the Participants, Ladies and Gentlemen

On behalf of Faculty of Medicine, Universitas Airlangga, it is my great pleasure to welcome all the speakers, moderators, and participants on **Surabaya International Physiology Seminar 2017 (SIPS 2017)**, which will be held from today, October 12th until October 14th, 2017. I would like to express my hearty welcome to all the international speakers, **Prof. Cheng Hwee Ming**, from University of Malaya, Malaysia; **Prof. Daniel John Green**, from University of Western Australia; **Dr. Fadzil Hamzah**, from Sport Center of Changi General Hospital, Singapore and **Dr. Deanne Helena Skelly**, from Griffith University, Australia.

The aim of SIPS 2017 is to provide a platform for academicians, educators, researchers, practitioners, undergraduate and postgraduate students to share and discuss the knowledge of the recent issues, opinions, researchers about the development and innovation of physiology in medical science, dentistry, veterinary, plants and agriculture, sports and sciences.

I believe this event is a great purpose in order to develop knowledge, experiences and best practices that can be applied for the good, especially in the field of healthcare as a whole.

Finally, I would like to express my sincere acknowledgements to those who take part and especially for Department of Medical Physiology, Faculty of Medicine, Universitas Airlangga for their effort in holding this event and wishing all to have success.

Wassalamu'alaikum Wr. Wb.

**Prof. Dr. Soetojo, MD.**

Faculty of Medicine, Universitas Airlangga

**Chair of Committee / Head of Physiology Department, Faculty of Medicine, Universitas Airlangga**

Assalamu 'alaikum Wr. Wb

Greetings,

On behalf of SIPS committee and Physiology Department, Universitas Airlangga, we are welcoming to Surabaya, City of Heroes.

This year, the annual meeting of Indonesian Physiology Society (IAIFI) is hosted at Surabaya, entitled **“Surabaya International Physiology Seminar Workshop (SIPS)”**. We present some update workshop and lectures in order to bring physiology research from basic to clinical application on humanities, animal welfare and good environment. All participants have opportunities to publish their research in presentation, poster and ISBN proceeding. Selected papers will be submitted to SCOPUS indexed proceeding/ journal and awarded as Best Poster and Best Oral Presentation.

We hope that all participants will get some interesting experiences for next 3 days, 12-14 October 2017. Enjoy our lectures and workshops, taste the culinary and take your time to sightseeing around Surabaya.

Wassalamu 'alaikum wr. wb.

**Dr. Bambang Purwanto**

Chairman of Committee / Head of Physiology Department  
Faculty of Medicine, Universitas Airlangga

## **Welcome Address - Surabaya International Physiology Seminar Workshop (SIPS)**

Dear fellow Physiologists and Participants,

On Behalf of the Indonesian Physiological Society (IAIFI) and the Physiology Department Faculty of Medicine Universitas Airlangga, I would like to welcome you all to Surabaya International Physiology Seminar (SIPS), held on 12-14 of October 2017.

Finally after long-awaited Surabaya gets a turn again to host and organize the International Physiology Seminar. Hence the Steering- and Organizing Committee consisting of young energetic physiologists are determined to make the Seminar a successful one. The theme of the seminar is:


### ***"The Role of Physiology in Translation Research: From Basic to Application"***

This annual meeting covers a wide range of topics of Physiology on Medicine, Dentistry, Veterinary, Plants and Agriculture, Sports and Sciences. We sincerely hope that SIPS 2017 enable to provide a platform for academicians, educators, researchers, practitioners and postgraduate students to present and discuss researches, development and innovations in wide range of topics as mentioned above. It will provide all participants to share knowledge, exchange new ideas and their experiences in many research topics, for then it will enhance future collaborations.

With great interest and enthusiasm I look towards the success of this Seminar, and wish all of you every success and a pleasant stay in Surabaya.

May Allah Swt. bestow upon us His Blessings.

On Behalf of the Steering and Organizing Committee Senior Physiologist,  
**Prof. R. Soedarso Djojonegoro**



# CONTENTS

---

## PAPERS

### FULL PAPERS

- The Dominant Personality Type in Vertigo Patients  
*Nanda Rizky FS, Netty Herawati, Nyilo Purnami, Nining Febriyana and Abdurachman* 5
- <sup>21</sup>  
The Role of Osteocytes in Alveolar Bone During Tooth Movement  
*Agni Febrina Pargaputri1 and Noengki Prameswari* 10
- Body Movement and Islamic Energy Psychology Acupressure to Improve the Future Orientation In A Person With HIV  
*Ambar Sulianti and Fenti Hikmawati* 15
- White Matter Changes in Neurodegenerative and Global Cortical Atrophy Scale Correlation in Older Patients Using Magnetic Resonance Imaging  
*Anggraini Dwi Sensusiat* 21
- The Influence of Mass Basic Life Support Training on The Skills and Attitude in Undertaking Life Support Using the Method of the Faculty of Medicine, Universitas Airlangga  
*Arie Utariani, Teguh Sylvaranto, April Poerwanto Basoeki, Prananda Surya Airlangga, Windy Ari Wijaya, Soni Sunarso Sulistiawan, Bambang Pujo Semedi, Christrijogo Sumartono, Hamzah, Kohar Hari Santoso, Philia Setiawan and Eddy Rahardjo* 26
- Reflections of a Physiology Teacher  
*Cheng Hwee Ming* 30
- Does Sequential Diabetes Dance Improve on Glucose Level and Glucose Tolerance?  
*Cynthia Wahyu Asrizal and Bambang Purwanto* 33
- Antioxidant Effect of Dayak Onion Extract (Eleutherine Americana Merr.) on Serum MDA Levels in Mice (Mus Musculus) Exposed by Lead Acetate  
*Daeng Agus Vieya Putri, Gadis Meinar Sari and Tjitra Wardani* 37
- Exercise as Cardiovascular Medicine: Early Detection and Optimal Prevention  
*Danny Green and Raden Argarini* 40
- The Effect of Circadian Rhythm on Hematopoietic Stem Cell Mobilization in Peripheral Blood as a Result of Submaximal Physical Exercise  
*Dhoni Akbar Ghozali, Harjanto and Agung Dwi Wahyu Widodo* 48
- <sup>3</sup>  
The Effect of Intermitten Fasting Vs Low Calorie Diet to Insuline Like Growth Factor-1 (IGF-1) Concentration, Fat Mass and Lean Mass of Rattus Norvegicus Obesity Model  
*Dian Wijayanti, Sunarjati Sudigdo Adi, Achadiyahani, Gaga Irawan Nugraha, Reni Farenia and Adi Santosa Maliki* 53
- Uphill 10° Inclination Angle of Treadmill Concentric Exercises Improves Blood Glucose Levels and Glut-4 Levels in Diabetes Mice Model  
*Dini Surya Noviyanti, Bambang Purwanto and Choesnan Effendi* 56

12	Variability in The Response to Low Impact Aerobic Exercise in Women Abdominal Obese With the Polymorphism of Uncoupling Protein-1 Gene <i>D Mukhtar, Siagian M, N Ibrahim, Neng Tine, T Ahmad, M Suryaatmadja, SW Jusman, AS Sofro, M Abdullah, S Waspadji and S Sugondo</i>	62
	The Effect of an Aluminium Foil Shield on Reducing The Strength of Electromagnetic Radiation of Mobile Phones Reaching the Oculi of Adult Male Rats <i>Dion K. Dharmawan, Viskasari P. Kalanjati and Abdurachman</i>	67
	The Effect of Osteocyte Signalling on Osteocyte Apoptosis <i>Dwi Setiani Sumardiko, Purwo Sri Rejeki and Gadis Meinar Sari</i>	72
	Intermittent Physical Training Decreases Peak of Blood Glucose Level after Meals in Rats <i>Eka Arum Cahyaning Putri, Raden Argarini, Bambang Purwanto and Lilik Herawati</i>	76
	The Effect of Cantaloupe Extract on Sperm Quality of Adult White Rats ( <i>Rattus Novergicus</i> ) Strain Induced by Ciproteron Acetat <i>Elyna Mahruzza Putri, Achadiyani, Sunarjati, Sudigdoadi, Oki Suwarsa and Adi Santosa Maliki</i>	80
1	Correlation Between Academic Stress, Sleep Quality, Circadian Misalignment, Cortisol Concentration and Heart Rate Value at the First Year Medical Student at the State Islamic University Maulana Malik Ibrahim of Malang <i>Ermin Rachmawati, Muhammad Farid Wafi and Ira Resmi Melani</i>	84
	PIGF as Predictor of Preeclampsia Complication <i>Ernawati E, Manggala PS, Khanisyah Erza, Rozi Aditya, Cininta M, MI Aldika Akbar, Budi Wicaksono, Agus Sulistyono, Hermanto TJ, Nadir Abdullah, Erry Gumilar and Adityawarman A</i>	91
	Aluminum Foil Shield Diminishes the Electromagnetic Radiation of Mobile Phones in the Cerebellum of Adult Male Rats <i>Etha Rambung, Viskasari P. Kalanjati and Abdurachman</i>	97
1	Sauropus Androgynus for Increasing Uterine Weight in Menopausal Women: An Experimental Study Using Animal Models <i>Exma Mu'tatal Hikmah and Retno Susilowati</i>	101
	Exercise And Swimming in Pregnancy - Physiological Considerations <i>Fadzil Hamzah</i>	106
	The Comparison Effect Between Bodyweight and Sprint Interval Exercises Using Tabata Method Towards Heart Rate Frequency, Lactate Blood and Physical Fatigue Perception <i>Fengki Aditiansyah, Elyana Asnar and Choesnan Effendi</i>	112
2	Detection of COMT <sup>Val</sup> 158 <sup>Met</sup> Gene Polymorphism in Chronic Schizophrenic Patients at Psychiatric Unit of DR. Soetomo Hospital Surabaya, East Java, Indonesia <i>Gwenny Ichsan Prabowo, Margarita Maria Maramis, Erikavetri Yulianti, Afrina Zulaiakah, Zain Budi Syulthoni, Citrawati Dyah Kencono Wungu, Hendy Muagiri Margono and Retno Handajani</i>	117
	Hyperbaric Oxygen (HBO) Heals Cell Through Reactive Oxygen Species (ROS) <i>Handi Suyono and Guritno Suryokusumo</i>	123
	Correlation of Fat Free Mass and Skeletal Muscle Mass with Left Ventricular Mass in Indonesian Elite Wrestlers and Dragon Boat Rowers <i>Henny Tantonno, Mohammad Rizki Akbar, Badai B. Tiksnadi, Triwedya Indra Dewi, Sylvie Sakasmita, Maryam Jamilah, Daniel Womsiwor, Ambrosius Purba, Augustine Purnomowati and Toni Mustahsani Aprami</i>	128

Decrease of Homocysteine Plasma Degree in Smokers by Low Intensity Weight Training and Supplementation of Folic Acid and Cyanocobalamin <i>HS Muhammad Nurfatony, Damayanti Tinduh and Tjitra Wardhani</i>	133
The Role of Physiology in Ergonomics - Empowerment Human Resources for Nations Competitiveness <i>I Putu Gede Adiatmika</i>	137
Influence of Use of Insole on Blood Glucose Rate Diabetes Mellitus Type-2 <i>Ignatius Heri Dwianto, Bambang Purwanto and Sony Wibisono</i>	143
<b>16</b> The Profile of Endothelin-1 (Et-1), Receptor ET <sub>A</sub> , And Receptor ET <sub>B</sub> in Young and Adult Obese Wistar Rat <i>Irfan Idris, Aryadi Arsyad, A. Wardihan Sinrang and Syarifuddin Alwi</i>	147
Characteristics of Glucose Tolerance, Energy Expenditure, Lactic Acid Level, and Oxygen Saturation in Indonesian Diabetes Dance Version 6 <i>Irfiansyah Irwadi and Bambang Purwanto</i>	151
The Effect of Aluminium Foil Shielding in Hampering Electromagnetic Radiation Emitted from A Mobile Phone as an Oxidative Stressor in The Cerebra of Adult Male Rats <i>Irmawan Farindra, Viskasari P. Kalanjati and Ni Wajan Tirthaningsih</i>	154
Effect of Exercise on Learning Capability and Memory of Mice (Mus Musculus) Exposed to Monosodium Glutamate (MSG) <i>Husnur Rofiqoh, Kristanti Wanito Wigati and Suhartati</i>	159
Low, Moderate, and High Intensity Swimming Exercise Has No Negative Effect on Semen Analysis Test in Male Wistar Rats <i>Kristanti Wanito Wigati, Sundari Indah Wiyasihati and Misbakhul Munir</i>	165
High-Calorie Diet Reduces Neuroglia Count <i>Nilam Anggraeni, Kristanti Wanito Wigati, I Lukitra Wardani and Lilik Herawati</i>	169
<b>22</b> Three Weeks of High-Intensity Interval Training (HIIT) Decreases Visfatin Level on Overweight Men <i>Amal A. Hidayat, Mohammad Budiarto and Lilik Herawati</i>	174
VO <sub>2</sub> MAX of Ergocycle Astrand Test Differs from 12-Minutes Cooper Running Test on Medical Students' Physical Fitness Level <i>Bella Anggi Afisha, Atika and Lilik Herawati</i>	178
Non-Invasive Method on Slow-Twitch Quadriceps Muscle Fibers Dominate a High Level of Fitness <i>Yuannita Ika Putri, Andre Triadi Desnantyo and Lilik Herawati</i>	182
Genotype Hepatitis B Virus Among Intravenous Drug Users with Occult Hepatitis B Infection in Surabaya, Indonesia <i>Lina Lukitasari, Lilik Herawati, Edhi Rianto, Indri Safitri, Retno Handajani and Soetjpto</i>	186
Anopheles Vagus Larval Midgut Damage as an Effect of Areca Catechu L. Seed Extract <i>Majematang Mading, Yeni Puji Lestari, Etik Ainun Rohmah, Budi Utomo, Heny Arwati and Subagyo Yotopranoto</i>	192
The Effect of Mozart's Music on Mus Musculus Balb/C Spermatozoa's Quantity and Motility Exposed by Lead Acetate <i>Maria Selviana Joni, Paulus Liben and Hermanto Tri Joewono</i>	198

The Lactid Acid's Decrease After Submaximal Exercise Due to Zamzam Water Treatment Compared the Packed Water <i>Moh. Tomy Yusep, Elyana Asnar STP and Harlina</i>	201
The Correlation of Lung Vital Capacity, VO <sub>2</sub> Max, and Heart Rate Recovery With Changes in Blood Lactate Levels in Young Male: Cross Sectional Study in Provoked By Repeated Sprint Sessional-3 <i>Mustofa, Susiana Candrawati, Khusnul Muflikhah, Tiara Dwivantari, Rahardita Alidris and Dessy Dwi Zahrina</i>	204
<sup>2</sup> Fgf 21 Secretion as Acute Response to Exercise in High Fat Diet Fed Rats <i>Nafi'ah, Imelda Rosalyn Sianipar, Nurul Paramita, Rabia and Neng Tine Kartinah</i>	208
The Miracle of Stichopus Hermanii <i>Noengki Prameswari</i>	212
Effect of Chemical Exposure on Endocrine System Disorder (Article Review) <i>Nurul Mahmudati and Husamah</i>	220
The Effect of Acute Exercise of Basic Breathing Motion on Breathing Skills Retention in Swimming <i>Okky Sinta Dewanti and Choesnan Effendi</i>	226
<sup>31</sup> Correlation Between Body Mass Index and Medial Longitudinal Arch of The Foot in Children Aged 5-6 Years <i>Purwo Sri Rejeki, Irfiansyah Irwadi, Widiarti and Misbakhul Munir</i>	230
<sup>10</sup> Correlation Between Agility and Flat Feet in Children 5-6 Years Old <i>Anita Faradilla Rahim, Miftahul Nur Amaliyah, Irfiansyah Irwadi and Purwo Sri Rejeki</i>	234
Correlation Between Hand Grip and Achievement in Indonesian Female Floorball Athletes <i>Loren Fibrilia Perangin-angin, Siti Maesaroh, Irfiansyah Irwadi and Purwo Sri Rejeki</i>	238
Maternal Anthropometrics as a Predictor of Preeclampsia Risk Factor <i>Putri Wulan Akbar, Florentina Sustini, Hermanto Tri Juwono and Handayani</i>	241
Correlation Between Activity Level and Circadian Rhythmicity of Medical Students (Class Of 2014) at the Faculty of Medicine, Airlangga University <i>Qurrota Ayuni Novia Putri, Irfiansyah Irwadi, Agustina Salinding and Sundari Indah Wiyasihati</i>	244
<sup>2</sup> Exercise Formula to Induce Beiging Process: A Study Based on Acute Response of Irisin <i>Rabia, Neng Tine Kartinah, Nurul Paramita, Nafi'ah and Imelda Rosalyn Sianipar</i>	248
Effects of the 6th Series of Senam Diabetes Indonesia on Energy Expenditure <i>Riza Pahlawi, Harjanto JM and Dwikora Novembri Utomo</i>	252
<sup>11</sup> The Difference of B-Endorfin Level in Brain Tissue and Testicular Tissue on Wistar Rats Given Once a Week Aerobic and Anaerobic Exercise <i>Rostika Flora, Lisna Ferta Sari, Muhammad Zulkarnain and Sukirno</i>	256
The Effectiveness of Ultrasound-Guided Injection for Pain Management in Indonesia <i>Soni Sunarso Sulistiawan, Dedi Susila, Belindo Wirabuana, Herdiani Sulilstyo Putri, Yusufa Fil Ardy, Ferdian Rizaliansyah, Noryanto Ikhromi, Bambang Pujo Semedi, Arie Utariani, Hamzah and Nancy Margarita Rehatta</i>	261
Effects of Moderate Intensity Aerobic Exercise on MMP-9 Level, NOx Plasma Level and Resting Blood Pressure in Sedentary Elderly Women With Overweight <i>Suhartini SM, Gusbakti R and Ilyas EI</i>	265



Correlation Between Oxidative Stress Level with Plasma Beta Endorphin Level of Male Laboratory Rats Given Aerobic and Anaerobic Exercise <i>Sukimo, Herlia Elvita, Mohammad Zulkarnain and Rostika Flora</i>	271
Bone Age Estimates the Onset of the Adolescent Growth Spurt Among Male Basketball Players <i>Sundari Indah Wiyasihati, Bambang Purwanto and Agus Hariyanto</i>	277
<sup>29</sup> The Correlation Between Haemoglobine and Body Mass Index With The Changes of Blood Lactate Levels in University of Jenderal Soedirman's Medical Students - A Study at Repeated Sprint Sessional 3 <i>Susiana Candrawati, Wiwiek Fatchurohmah, Ahmad Agus Faisal and Hana Khairunnisa</i>	280
Laughter Therapy Lowers Blood Pressure and Heart Rate in Hypertensive Balinese Patients at Ambarashram Ubud Bali <i>Suyasning HI and Adi Pratama Putra P</i>	284
The Different Effects of Contrast Water Immersion and Warm Water Immersion on Blood Lactic Acid Levels After Submaximal Physical Activity Among Basketball Athletes <i>Taufan Reza Putra, Elyana Asnar STP and Dwikora Novembri</i>	288
Diabetes Sprague-Dawley Model Induced With Fat Diet And Streptozotocin <i>Thressia Hendrawan, Nurul Paramita, Dewi Irawati and Ani Retno Prijanti</i>	292
The Difference of Heart Rate and Blood Pressure in Aerobic and Anaerobic Predominant Athlete Koni West Java Year 2016 <i>Titing Nurhayati, Hafiz Aziz and Nova Sylviana</i>	294
<sup>18</sup> Effect of Exhaustive Exercise on Blood Lymphocyte Count and Diameter of Splenic White Pulp in Rats <i>Tri Hartini Yuliawati, Dewi Ratna Sari, Rimbun, Atika, Iskantijah and Ari Gunawan</i>	298
The Use of Purple Sweet Potato ( <i>Ipomoea Batatas L.</i> ) to Decrease Levels of Mda and Recover Muscle Damage <i>Utami Sasmita Lestari, Elyana Asnar and Suhartati Soewono</i>	304
Risk Factors of Low Back Pain Among Tailors in Kramat Jati, East Jakarta <i>Vivi Anisa Putri, Leli Hesti and Nurfitri Bustamam</i>	310
<sup>9</sup> The Correlation of Norovirus Infection to Severity Degree of Acute Diarrhea in Children Under Five Years Old in Mataram City, Lombok <i>Warda Elmaida, Juniastuti and Soetjipto</i>	316
Malaria Prevalence in Alor District, East Nusa Tenggara, Indonesia <i>Yeni Puji Lestari, Majematang Mading, Fitriah, Avia Putriati Martha, Didik Muhammad Muhdi, Juniarsih, Zainal Ilyas Nampira, Suknawati Basuki and Florentina Sustini</i>	321
<sup>4</sup> The Potential Role of 25-Hydroxycholecalciferol on Calcium Regulation in Young Sedentary Women With Goat's Milk Intervention <i>Yusni</i>	326
<sup>23</sup> Hemoglobin A1C as the Strongest Influencing Factor in relation to Vascular Stiffness in Type 2 Diabetes Mellitus - Metabolic Syndrome Patients <i>Deasy Ardiany, Soebagijo Adi, Ari Sutjahjo and Askandar Tjokroprawiro</i>	331
Thyroid Crisis and Hyperosmolar Hyperglycemic State in a Hyperthyroid Patient <i>Yudith Annisa Ayu Reskitha, Rio Wironegoro, Hermawan Susanto, Soebagijo Adi and Ari Sutjahjo</i>	336
	XV

Effect of Growth Hormone Deficiency on the Cardiovascular System <i>Irma Magfirah, Soebagijo Adi Soelistijo, Hermina Novida and Deasy Ardiany</i>	342
Metformin, Effects Beyond Glycemic Control <i>Soebagijo Adi Soelistijo and Askandar Tjokropawiro</i>	349
The Correlation of Initial CD4 Cell Count with Increased Alanine Aminotransferase in Patients with Human Immunodeficiency Virus Who Have Received Nevirapine <i>Abdur Rokhim, Usman Hadi and Erwin Astha Triyono</i>	356
Profile of Bacteraemia and Fungemia in HIV/AIDS Patients with Sepsis <i>Sajuni Widjaja, Erwin Astha Triyono and Arthur Pohan Kawilarang</i>	363
The Association between Cryptococcal Antigenemia and CD4+ T lymphocyte Count in HIV/AIDS Patients with Suspected Cryptococcus Infection <i>Sajuni Widjaja, Erwin Astha Triyono and Arthur Pohan Kawilarang</i>	370
Impact of Music on Sport Intensity (Allegro) and on Levels of Left Ventricular Myocardial Damage in Wistar Rats <i>Faris Pamungkas Wicaksono, Sugiharto, Rias Gesang Kinanti, Paulus Liben, Suhartono Taat Putra and Purwo Sri Rejeki</i>	378
Association of Topical Capsaicin Exposure Dosage and Its Influence on Macrophages and Neutrophils in Periodontal Tissue <i>Ratna Mustriana, Haryono Utomo and Purwo Sri Rejeki</i>	383
Pharmacological Therapy of Portal Hypertension <i>Mukhammad Burhanudin, Iswan Abbas Nusi, Poernomo Boedi Setiawan, Herry Purbayu, Titong Sugihartono, Ummi Maimunah, Ulfa Kholili, Budi Widodo, Muhammad Miftahussurur, Husin Thamrin and Amie Vidyani</i>	389
Chronic Constipation Management in Adults <i>Erliza Fatmawati, Iswan Abbas Nusi, Poernomo Boedi Setiawan, Herry Purbayu, Titong Sugihartono, Ummi Maimunah, Ulfa Kholili, Budi Widodo, Husin Thamrin, Amie Vidyani and Muhammad Miftahussurur</i>	397
Diagnosis and Management of Ulcerative Colitis <i>Rendy Revandana Bramantya, Iswan Abbas Nusi, Poernomo Boedi Setiawan, Herry Purbayu, Titong Sugihartono, Ummi Maimunah, Ulfa Kholili, Budi Widodo, Amie Vidyani, Muhammad Miftahussurur and Husin Thamrin</i>	405
The Diagnosis and Management of Achlorhydria <i>Dicky Febrianto, Iswan Abbas Nusi, Poernomo Boedi Setiawan, Herry Purbayu, Titong Sugihartono, Ummi Maimunah, Ulfa Kholili, Budi Widodo, Amie Vidyani, Muhammad Miftahussurur and Husin Thamrin</i>	413
Acute Liver Failure <i>Troy Fonda, Iswan Abbas Nusi, Poernomo Boedi Setiawan, Herry Purbayu, Titong Sugihartono, Ummi Maimunah, Ulfa Kholili, Budi Widodo, Husin Thamrin, Amie Vidyani and Muhammad Miftahussurur</i>	421
Transient Elastography as Non-Invasive Examination of Hepatic Fibrosis <i>Satyadi, Iswan Abbas Nusi, Poernomo Boedi Setiawan, Herry Purbayu, Titong Sugihartono, Ummi Maimunah, Ulfa Kholili, Budi Widodo, Amie Vidyani, Muhammad Miftahussurur and Husin Thamrin</i>	426

Termination of Antiviral Administration in Chronic Hepatitis B <i>Edward Muliawan Putera, Iswan Abbas Nusi, Poernomo Boedi Setiawan, Herry Purbayu, Titong Sugihartono, Umni Maimunah, Ulfa Kholili, Budi Widodo, Husin Thamrin, Amie Vidyani and Muhammad Miftahussurur</i>	431
Management for a Patient with Barret's Esophagus: A Case Report <i>Muhammad Miftahussurur, Iswan Abbas Nusi, Poernomo Boedi Setiawan, Herry Purbayu, Titong Sugihartono, Umni Maimunah, Ulfa Kholili, Budi Widodo, Husin Thamrin and Amie Vidyani</i>	438
Thrombocytopenia in Chronic Hepatitis C <i>Arvi Dian Prasetya Nurwidda, Poernomo Boedi Setiawan, Iswan Abbas Nusi, Herry Purbayu, Titong Sugihartono, Umni Maimunah, Ulfa Kholili, Budi Widodo, Amie Vidyani, Muhammad Miftahussurur and Husin Thamrin</i>	446
Short Bowel Syndrome: Review of Treatment Options <i>Nina Oktavia Marfu'ah, Herry Purbayu, Iswan Abbas Nusi, Poernomo Boedi Setiawan, Titong Sugihartono, Umni Maimunah, Ulfa Kholili, Budi Widodo, Muhammad Miftahussurur, Husin Thamrin and Amie Vidyani</i>	453
Problematic Diagnosis of a Patient with Tuberculosis Peritonitis <i>Elieza L. Pramugaria, Iswan Abbas Nusi, Poernomo Boedi Setiawan, Herry Purbayu, Titong Sugihartono, Umni Maimunah, Ulfa Kholili, Budi Widodo, Husin Thamrin, Amie Vidyani and Muhammad Miftahussurur</i>	462
Pathophysiology of Irritable Bowel Syndrome <i>Rastita Widyasari, Iswan Abbas Nusi, Poernomo Boedi Setiawan, Herry Purbayu, Titong Sugihartono, Umni Maimunah, Ulfa Kholili, Budi Widodo, Husin Thamrin, Amie Vidyani and Muhammad Miftahussurur</i>	470
Recent Pathophysiology and Therapy for Paralytic Ileus <i>I Putu Surya Pridanta, Ulfa Kholili, Iswan Abbas Nusi, Poernomo Boedi Setiawan, Herry Purbayu, Titong Sugihartono, Umni Maimunah, Budi Widodo, Amie Vidyani, Muhammad Miftahussurur and Husin Thamrin</i>	477
A Case Report of a Patient with a Rare and Aggressive Plasma Cell Leukemia <i>Ugroseno Yudho Bintoro, Putu Niken Amrita, Raharjo Budiono, Made Putra Sadana and Ami Ashariati</i>	482
Decreased Triglyceride and Protein Levels in Diabetic Rat Muscle Following Physical Exercise <i>Susi Anggawati, Bambang Purwanto and Sutji Kuswarini</i>	487
Abnormal Uterine Bleeding with Three Different Doses and Intervals of Hormonal Contraceptive Injection <i>Ananda Febina Kimresti A, Ashon Sa'adi, Lilik Djuari and Maftuhah Rochmanti</i>	491
Hypertrophic Scars Cause Burn Injuries Assessed by the Vancouver Scar Scale <i>Ardea Ramadhanti Perdanakusuma, Iswinarno Doso Saputro and Diah Mira Indramaya</i>	497
Description of Body Mass Index Changes in Emergency Patients at the Intensive Observation Room-Emergency Installation <i>Galang Damariski Lusandi, Prananda Surya Airlangga and Ariandi Setiawan</i>	501
Laboratory Profile of Acute Diarrhea and Chronic Diarrhea in Children <i>Mochammad Nasrulloh, Alpha Fardah Athiyyah and Arifoel Hajat</i>	505

Effect of Ethanol Extract of <i>Ruellia tuberosa</i> L. Leaves on Total Cholesterol Levels in Hypercholesterolemia Model of <i>Mus Musculus</i> L <i>Nurin Kusuma Dewi, Siti Khaerunnisa and Danti Nur Indriastuti</i>	512
Combination of Aerobic and Resistance Exercise in Lowering Blood Glucose Levels Compared to Aerobic or Resistance Exercises in a Male Wistar Rat Model with Diabetes Mellitus <i>Sahrul Latif, Dwikora Novembri Utomo and Purwo Sri Rejeki</i>	517
AUTHOR INDEX	523

# Does Sequential Diabetes Dance Improve on Glucose Level and Glucose Tolerance?

Cynthia Wahyu Asrizal<sup>1,3</sup> and Bambang Purwanto<sup>2</sup>

<sup>1</sup>Master's Student in Basic Medical Science of Physiology

<sup>2</sup>Department of Physiology, Faculty of Medicine, Airlangga University, Campus A Jl. Mayjen Prof. Moestopo 47, Surabaya, Indonesia

<sup>3</sup>Department of Physiology, Faculty of Medicine, Syiah Kuala University, Jl. Tgk Tanooh Abee, Banda Aceh, Indonesia  
bpaifo@gmail.com

Keywords: Diabetes, Diabetes Dance, Eccentric, Glucose Level, GLUT.

Abstract: Repeated exercise can improve uptake of glucose, glucose tolerance, and insulin sensitivity in muscles more than a single bout. The eccentric contraction can also improve glucose tolerance by increasing GLUT 4 as well as insulin-stimulated muscle glucose uptake after exercise. This study aimed to investigate whether the sequential diabetes dance can improve glucose tolerance and postprandial glucose levels. We performed the diabetes dance three times a week with female non-diabetic or healthy subjects. Before and after performing the diabetes dance, we analyzed the fasting glucose level and postprandial glucose level. The postprandial glucose level, but not the fasting glucose level, was significantly lower after the sequential (three times a week) diabetes dance performances ( $p=0.039$ ). Sequential diabetes dance improved postprandial glucose levels and glucose tolerance.

## 1 INTRODUCTION

Hyperglycemia is a glucose metabolism disorder in peripheral tissues such as the skeletal muscle, adipose and liver. It was resulted from low level of insulin secretion and response to stimulate glucose uptake (Guyton *et al.*, 2014; Perkeni, 2015; ADA, 2017). This condition is caused by genetic and lifestyle disorders such as lack of physical activity, poor eating habits, and obesity, which creates insulin resistance (Hamilton, Hamilton and Zderic, 2015; Perkeni, 2015; ADA, 2017). A meta-analysis stated that sedentary people had an 112% increased risk of impaired glucose metabolism and type 2 diabetes mellitus (Wilmot *et al.*, 2012).

The current exercise studies and guidelines recommend that aerobic-type exercise at moderate and/or vigorous-intensity exercise is undertaken three to five days per week corresponding to 50–70% of maximal heart frequency. This is one of the important methods to improve uptake of glucose and glucose tolerance, and as a prevention and treatment of type 2 diabetes mellitus (Colberg *et al.*, 2010; Perkeni, 2015; Röhlting *et al.*, 2016; ADA, 2017). Previous studies have suggested that eccentric exercise also improve glucose levels. Eccentric

exercise increases basal glucose levels acutely, due to the synthesis of glucose transporters. The glucose transporters stimulates glucose uptake after exercise (Purwanto *et al.*, 2013).

The current literature also states that repeated exercise can improve the glucose metabolism more than a single bout because of a dose-response relationship. Repeated exercise regulates more in metabolic improvements like insulin sensitivity, transcription and expression of GLUT4 (Lehnen, 2012; Richter and Hargreaves, 2013; Röhlting *et al.*, 2016).

The diabetes dance is a dance that uses a combination of aerobic exercise and eccentric movements that are expected to improve uptake of glucose and glucose tolerance. The sequential diabetes dance was considered to be able to prevent glucose level impairment on pre diabetic subject. This experiment aimed to ascertain if the repeated diabetes dance would improve glucose tolerance and postprandial glucose levels.

## 2 METHODS

### 2.1 Study Participants

Nine female non-diabetic or healthy subjects, graduate students of the medical faculty of Airlangga University, were recruited to participate in this study. The subjects had to meet the criteria: female, healthy, sedentary (fewer than 2.0 hours of physical exercise per week), non-smoker, no history of acute or chronic diseases that would complicate a good performance. The exclusion criteria were: subject with diabetes mellitus type 2 or diabetes mellitus type 1. Informed consent was provided by every participant. Characteristics of the study participants are shown in Table 1.

Table 1: Characteristics of study participants (N=9).

Characteristic	Mean $\pm$ SD
Age (years)	25.78 $\pm$ 3.3
Height (m)	1.58 $\pm$ 3.24
Body mass (kg)	56.2 $\pm$ 9.9
BMI (kg m <sup>-2</sup> )	22.4 $\pm$ 4
Energy expenditure (kcal)	98.56 $\pm$ 33.03
% of max HR (%)	63.9 $\pm$ 7.11

### 2.2 Study Protocol

This study was designed with experimental pre and post test models. The experiment was completed within eight days. All participants underwent a fasting glucose level and postprandial glucose level beforehand (day 1) and again after the diabetes dance intervention (day 8). The subject performed the diabetes dance three times a week, on the first day, the third day and the fifth day in one week. Post test was measured 72 hours after the last bout of exercise. An outline of the experimental time schedule appears in Figure 1.

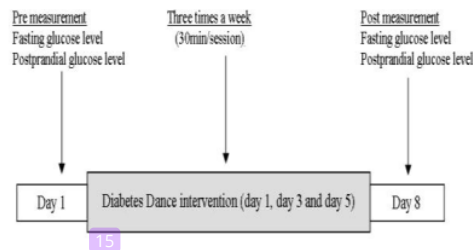


Figure 1: Study overview of the experiment prior to and after the diabetes dance intervention.

### 2.3 Diabetes Dance Intervention

Participants performed diabetes dance for 30 minutes per session three times a week, on Monday, Wednesday and Friday. They followed the dance movement from the video after previously being given an explanation about the movement. Each participant must complete all sessions.

### 2.4 Measurement of Glucose Level

A fasting glucose level and postprandial glucose level was measured and analyzed using an Easy Touch glucose check unit (MHC Medical Products, LLC, Taiwan). The participants attended for pre-measurement on the first day after a minimum 8-hour overnight fast. After we measured the fasting glucose level, participants had to eat 350 kkal of food. Participants waited 2 hours for the next examination, and participants were not allowed to eat anything in that time. Two hours after ingestion we measured again the postprandial glucose level. The same measurement procedure was repeated again after the diabetes dance intervention on the eighth day.

### 2.5 Measurement of Energy Expenditure

Energy expenditure was measured using Actiheart. Actiheart is a device that was attached to the chest wall while the participants performed the diabetes dance. Afterwards the results were read on the available application.

## 3 RESULT

Following the three-times-a-week diabetes dance, the postprandial glucose level had significantly changed ( $p=0.039$ ). The fasting glucose level did not significantly change ( $p=0.615$ ) as a result of the intervention. However, there is potential for improvement because the mean of the level of fasting glucose decreased after the intervention from  $86.11 \pm 7.46$  into  $84.56 \pm 7.7$ . The results of this study are shown in Table 2, Figure 2.

Table 2: The comparison of fasting glucose level and postprandial glucose level pre and post diabetes dance intervention.

Glucose level	Pre (mg/dl)	Post (mg/dl)	Paired T-test P
Fasting	86.11 ± 7.46	84.56±7.7	0.615
Post prandial	104.2±11.5	97.3±13.9	0.039*

\*p <0.05 indicating significant difference in postprandial glucose level between pre and post intervention




Figure 2: The graphic of fasting glucose level and postprandial glucose level pre and post measurement. There is a decrease in the extent of the graphs on post-measurement after intervention.

## 4 DISCUSSION

The main finding of this study was, the improvement of postprandial glucose level after diabetes dance sequential performance. Our result supported previous finding that repeated exercise significantly increase on insulin sensitivity between 48 to 72 hours after exercise (Way *et al.*, 2016).

There are different mechanisms of insulin mediated-glucose uptake levels, as the chronic effects of exercise. Improvement on blood flow expands the delivery area of glucose and insulin, change in GLUT4 transcription factors, resulting in an increase in intracellular GLUT4 stores, and change in protein endocytosis and exocytosis. Exercise also improves insulin action, with increased expression and activity of the insulin-signaling protein kinase (Lehnen, 2012).

Previous studies stated that contraction of the muscle results in greater TBC1D1 phosphorylation, which is likely to be secondary to increased AMP-activated protein kinase (AMPK) activity and potentially important for contraction-stimulated glucose uptake and insulin-stimulated glucose uptake (Richter and Hargreaves, 2013; Cartee,

2015). GLUT4 expression is regulated through AMPK and CaMKII pathway with HDAC4/5-MEF2 axis and MEF2-GEF interactions resulting in histone hyperacetylation on the GLUT4 promoter and increased GLUT4 transcription resulting in more intracellular GLUT4 stores (Richter and Hargreaves, 2013).

Second, fasting glucose levels did not change significantly after the intervention. Our findings were consistent with Purwanto's study (Purwanto *et al.*, 2013); the fasting glucose level raised again on the third day. The eccentric movement of the diabetes dance activates p38MAPK and GLUT1 expression to improve basal glucose uptake. The improvement of GLUT1 reduces insulin dependence, and improves glucose uptake with GLUT4 (Purwanto *et al.*, 2013).

In this study, the fasting glucose level pre and post is 86.11 ± 7.46 and 84.56±7.7. There are various compensation mechanisms to maintain blood glucose levels within normal range conditions so it does not become hypoglycemic, such as halting insulin secretion if the blood glucose level reaches 80mg/dl, starting the secretion of the glucagon hormone, epinephrine, growth hormone, and cortisol when blood glucose levels reach 70 mg/dl to increase gluconeogenesis (Guyton *et al.*, 2014; Barrett *et al.*, 2016).

## 5 CONCLUSIONS

The diabetes dance significantly improves glucose tolerance and insulin-stimulated glucose uptake, but not basal glucose uptake. These findings also demonstrate that the diabetes dance is a beneficial exercise strategy in prevention and treatment of T2D patients. The diabetes dance should be done regularly to prevent insulin resistance.

## REFERENCES

- ADA (2017), *The Journal OF CLINICAL AND APPLIED RESEARCH AND EDUCATION*, 40(American diabetes Association Standards of Medical care In Diabetes-2017).
- Barrett, K. E. et al. (2016) *Ganong's Review of Medical Physiology*.
- Cartee, G. D. (2015) 'Roles of TBC1D1 and TBC1D4 in insulin- and exercise-stimulated glucose transport of skeletal muscle', *Diabetologia*, 58(1), pp. 19–30. doi: 10.1007/s00125-014-3395-5.
- Colberg, S. R. et al. (2010) 'Exercise and type 2 diabetes: The American College Of Sports Medicine and The

- American Diabetes Association: Joint position statement executive summary', *Diabetes Care*, 33(12), pp. 2692–2696. doi: 10.2337/dc10-1548.
- Guyton, L. et al. (2014) *Guyton and Hall Textbook of Medical Physiology, Igarss 2014*. doi: 10.1007/s13398-014-0173-7.2.
- Hamilton, M. T., Hamilton, D. G. and Zderic, T. W. (2015) 'Sedentary behavior as a mediator of type 2 diabetes', *Med Sport Sci*, (225), pp.1126.doi:10.1159/000357332.Sedentary.
- Lehnen (2012) 'Changes in the GLUT4 Expression by Acute Exercise, Exercise Training and Detraining in Experimental Models', *J Diabetes Metab*, (10). doi: 10.4172/2155-6156.S10-002.
- Perkeni (2015) *Konsensus Pengelolaan dan Pencegahan Diabetes Melitus tipe 2 di Indonesia 2015*, Pengurus Besar Perkumpulan Endokrinologi Indonesia (PB Perkeni).doi:10.1017/CBO9781107415324.004.
- Purwanto, B. et al. (2013) 'Muscle Glucose Transporter 1 ( Glut-1 ) Expression in Diabetic Rat Models', *Folia Medica Indonesia*, 49, pp. 21–25.
- Richter, E. a and Hargreaves, M. (2013) 'Exercise, GLUT4, and skeletal muscle glucose uptake.', *Physiological reviews*, 93(3),pp.9931017.doi:10.1152/physrev.00038.2012.
- Röhling, M. et al. (2016) 'Influence of Acute and Chronic Exercise on Glucose Uptake', *Journal of Diabetes Research*. Hindawi, 2016.pp. 1–33. doi: 10.1155/2016/2868652.
- Way, K. L. et al. (2016) 'The Effect of Regular Exercise on Insulin Sensitivity in Type 2 Diabetes Mellitus: A Systematic Review and Meta-Analysis.', *Diabetes & metabolism journal*. Korean Diabetes Association, 40(4), pp.253–71.doi: 10.4093/dmj.2016.40.4.253.
- Wilmot, E. G. et al. (2012) 'Sedentary time in adults and the association with diabetes, cardiovascular disease and death: Systematic review and meta-analysis', *Diabetologia*, 55(11), pp. 2895–2905. doi: 10.1007/s00125-012-2677-z.



# Does Sequential Diabetes Dance Improve on Glucose Level and Glucose Tolerance ?

## ORIGINALITY REPORT

14%

SIMILARITY INDEX

12%

INTERNET SOURCES

5%

PUBLICATIONS

0%

STUDENT PAPERS

## PRIMARY SOURCES

1	<a href="http://repository.uin-malang.ac.id">repository.uin-malang.ac.id</a> Internet Source	2%
2	<a href="http://sintadev.ristekdikti.go.id">sintadev.ristekdikti.go.id</a> Internet Source	1%
3	<a href="http://fk.unjani.ac.id">fk.unjani.ac.id</a> Internet Source	1%
4	<a href="http://fsd.unsyiah.ac.id">fsd.unsyiah.ac.id</a> Internet Source	1%
5	<a href="http://repository.ikopin.ac.id">repository.ikopin.ac.id</a> Internet Source	1%
6	<a href="http://www.omicsonline.org">www.omicsonline.org</a> Internet Source	1%
7	<a href="http://link.springer.com">link.springer.com</a> Internet Source	1%
8	<a href="http://www.i-scholar.in">www.i-scholar.in</a> Internet Source	1%
9	<a href="http://sinta3.ristekdikti.go.id">sinta3.ristekdikti.go.id</a> Internet Source	<1%

- |    |   |      |
|----|---|------|
| 10 | <a href="http://prosiding.respati.ac.id">prosiding.respati.ac.id</a><br>Internet Source   | <1 % |
| 11 | <a href="http://repository.unsri.ac.id">repository.unsri.ac.id</a><br>Internet Source   | <1 % |
| 12 | <a href="http://www.longdom.org">www.longdom.org</a><br>Internet Source   | <1 % |
| 13 | <a href="http://nexs.ku.dk">nexs.ku.dk</a><br>Internet Source   | <1 % |
| 14 | Ching-Yu Chou. "Pregnancy Outcome of Women Whose Oral Glucose Test Met the Carpenter-Coustan Criteria but Not the National Diabetes Data Group Criteria in a Taiwanese Population", <i>Journal of Women s Health</i> , 04/06/2010<br>Publication          | <1 % |
| 15 | Søren Møller Madsen, Anne Cathrine Thorup, Kristian Overgaard, Per Bendix Jeppesen. "High Intensity Interval Training Improves Glycaemic Control and Pancreatic $\beta$ Cell Function of Type 2 Diabetes Patients", <i>PLOS ONE</i> , 2015<br>Publication | <1 % |
| 16 | <a href="http://repository.unhas.ac.id">repository.unhas.ac.id</a><br>Internet Source   | <1 % |
| 17 | <a href="http://bmcpsychiatry.biomedcentral.com">bmcpsychiatry.biomedcentral.com</a><br>Internet Source   | <1 % |

18	<a href="http://www.asean-endocrinejournal.org">www.asean-endocrinejournal.org</a> Internet Source	<1 %
19	<a href="http://zenodo.org">zenodo.org</a> Internet Source	<1 %
20	S. K. Paul, R. R. Holman. "Do glycoalbumin levels preferentially reflect changes in postprandial glucose excursions?", <i>Diabetic Medicine</i> , 2017 Publication	<1 %
21	<a href="http://siladikti.hangtuah.ac.id">siladikti.hangtuah.ac.id</a> Internet Source	<1 %
22	Keyvan Hejazi, Seyyed Reza Attarzadeh Hosseini, Mehrdad Fathi, Mohammad Mosaferi Ziaaldini. "Responses of Visfatin and Resistin Concentration to Different Aerobic Training Intensities Protocols", <i>Annals of Military and Health Sciences Research</i> , 2020 Publication	<1 %
23	"Abstracts", <i>Diabetologia</i> , 2005 Publication	<1 %
24	<a href="http://pst.or.th">pst.or.th</a> Internet Source	<1 %
25	<a href="http://e-journal.unair.ac.id">e-journal.unair.ac.id</a> Internet Source	<1 %
26	<a href="http://Clinicaltrials.gov">Clinicaltrials.gov</a> Internet Source	<1 %

27 Joungmok Kim, Goowon Yang, Joojun Ha. "Targeting of AMP-activated protein kinase: prospects for computer-aided drug design", Expert Opinion on Drug Discovery, 2016  
Publication <1 %

---

28 [biblio.ugent.be](http://biblio.ugent.be)  
Internet Source <1 %

---

29 "1-B2: Respiratory Infections (Non-Tuberculosis) 2 : Poster Sessions", Respirology, 2013.  
Publication <1 %

---

30 Ashley G. Ambery, Lixuan Tackett, Brent A. Penque, Joseph T. Brozinick, Jeffrey S. Elmendorf. "Exercise training prevents skeletal muscle plasma membrane cholesterol accumulation, cortical actin filament loss, and insulin resistance in C57BL/6J mice fed a western - style high - fat diet", Physiological Reports, 2017  
Publication <1 %

---

31 [etd.repository.ugm.ac.id](http://etd.repository.ugm.ac.id)  
Internet Source <1 %

---

32 [journals.plos.org](http://journals.plos.org)  
Internet Source <1 %

---

33 [mdu.repo.nii.ac.jp](http://mdu.repo.nii.ac.jp)  
Internet Source <1 %

---

34

Erna Febriyanti, Febtian Cendradevi Nugroho, Analizza Ina Lea. "Predictors of Glycemic Control in Type II Diabetes Mellitus Patients", KnE Life Sciences, 2022

Publication

<1 %

35

"Poster Presentation", Journal of Diabetes Investigation, 2012.

Publication

<1 %

36

Ranganath Muniyappa, Sihoon Lee, Hui Chen, Michael J. Quon. "Current approaches for assessing insulin sensitivity and resistance in vivo: advantages, limitations, and appropriate usage", American Journal of Physiology-Endocrinology and Metabolism, 2008

Publication

<1 %

Exclude quotes On

Exclude matches Off

Exclude bibliography On

# Does Sequential Diabetes Dance Improve on Glucose Level and Glucose Tolerance ?

GRADEMARK REPORT

FINAL GRADE

**/100**

GENERAL COMMENTS

**Instructor**

PAGE 1

PAGE 2

PAGE 3

PAGE 4

PAGE 5

PAGE 6

PAGE 7

PAGE 8

PAGE 9

PAGE 10

PAGE 11

PAGE 12

PAGE 13

PAGE 14

PAGE 15

PAGE 16

PAGE 17

PAGE 18

PAGE 19

PAGE 20

---

PAGE 21

---

PAGE 22

---

PAGE 23

---