

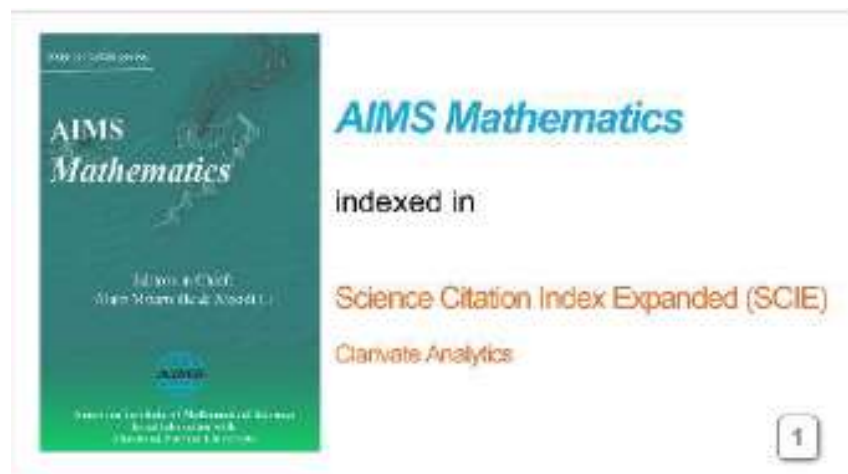
# A mathematical model of tuberculosis (TB) transmission with children and adults groups: A fractional model

Fatmawati, Muhammad Altaf Khan, Ebenezer Bonyah, Zakia Hammouch and Endrik Mifta Shaiful

<http://www.aimspress.com/journal/Math>

ISSN (Online): 2473-6988

Publisher: AIMS Press





## AIMS Mathematics

[Journal Home](#)

[Aim and Scope](#)

[Abstracted in](#)

[Editorial Board](#)

[Instructions for Authors](#)

[Peer Review Guidelines](#)

[Publication Ethics](#)

[Special Issues](#)

[Topical Section](#)

[Article Processing Charge](#)

## News & Announcements

Six AIMS journals selected for Emerging Sources Citation Index (ESCI)

AIMS Mathematics ISSN (Online): 2473-6988 accepted for coverage in SCIE

## Recommend Conference

Information will be posted here as available

## Abstracted in

 [E-mail](#)  [Print](#)

We strive to have all AIMS journals indexed by all relevant top databases, including Web of Science, Medline, PubMed, Scopus, Google Scholar, etc. Papers published in any of the AIMS journals will receive maximum exposure and citations.

The journal of AIMS Mathematics is indexed in the following databases:

- \* Dimensions
- \* DOAJ
- \* Emerging Sources Citation Index (ESCI - Web of Science)
- \* Google Scholar
- \* MathSciNet
- \* Scopus
- \* Science Citation Index-Expanded (SCIE)
- \* Zentralblatt MATH

## Archived in

- \* Portico
- \* CLOCKSS

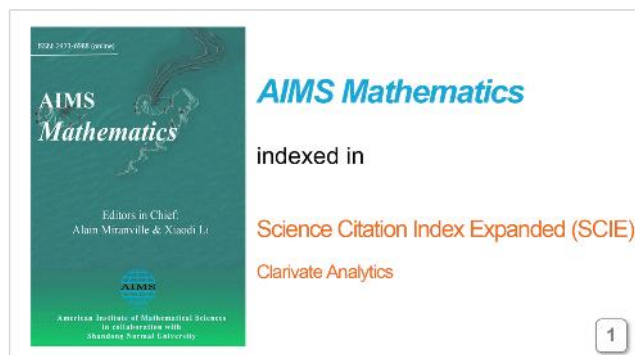


AIMS Mathematics is Open Access and an international bimonthly publication devoted to publishing peer-reviewed, high quality, research articles in all major fields of mathematics. The journal publishes original research and invited expository articles. To be published in this journal, an original paper must be correct, new, nontrivial and of interest to a substantial number of readers. Every effort is made to ensure a rigorous but quick editorial process and a rapid publication.

ISSN (Online): 2473-6988

Publisher: [AIMS Press](#)

[Contact by email](#)



### Submit Manuscript

» [Author Login](#)

» [Editor Login](#)

» [Reviewer Login](#)

### Journal Tracking

Receive updates by email (eTOC)

[RSS feed](#)

### AIMS Mathematics

[Journal Home](#)

[Aim and Scope](#)

[Abstracted in](#)

[Editorial Board](#)

[Instructions for Authors](#)

[Peer Review Guidelines](#)

[Publication Ethics](#)

[Special Issues](#)

[Topical Section](#)

[Latest Articles](#)   [Current Issue](#)   [Archive](#)   [Most Cited](#)   [Most Downloaded](#)

[Select All](#)



**Construction of partially degenerate Laguerre-Genocchi polynomials with their applications**

Talha Usman, Mohd Aman, Owais Khan, Kottakkaran Sooppy Nisar, Serkan Araci

2020, 5(5): 4399-4411 doi: [10.3934/math.2020280](#)

[+ Abstract](#)   [+ PDF \(226 KB\)](#)

**Shifted Legendre polynomials-based single and double integral inequalities with arbitrary approximation order: Application to stability of linear systems with time-varying delays**

Deren Gong, Xiaoliang Wang, Peng Dong, Shufan Wu, Xiaodan Zhu

2020, 5(5): 4371-4398 doi: [10.3934/math.2020279](#)

[+ Abstract](#)   [+ PDF \(582 KB\)](#)

### Blog:

AIMS Mathematics ISSN (Online): 2473-6988 accepted for coverage in SCIE

[AIMS Environmental Science](#)

Article Processing Charge

### News & Announcements

AIMS Mathematics ISSN  
(Online): 2473-6988 accepted for  
coverage in SCIE

Six AIMS journals selected for  
Emerging Sources Citation Index  
(ESCI)

[+ More](#)

### Recommend Conference

Information will be posted here as  
available

[+ More](#)

### A Gröbner-Shirshov basis over a special type of braid monoids

Ahmet S. Cevik, Eylem G. Karpuz, Hamed H. Alsulami, Esra K. Cetinalp

2020, 5(5): 4357-4370 doi: [10.3934/math.2020278](https://doi.org/10.3934/math.2020278)

[+ Abstract](#) [+ PDF \(242 KB\)](#)

### The fractional-order unified chaotic system: A general cascade synchronization method and application

Hongli An, Dali Feng, Li Sun, Haixing Zhu

2020, 5(5): 4345-4356 doi: [10.3934/math.2020277](https://doi.org/10.3934/math.2020277)

[+ Abstract](#) [+ HTML](#) [+ PDF \(819 KB\)](#)

### An unreliable discrete-time retrial queue with probabilistic preemptive priority, balking customers and replacements of repair times

Shaojun Lan, Yinghui Tang

2020, 5(5): 4322-4344 doi: [10.3934/math.2020276](https://doi.org/10.3934/math.2020276)

[+ Abstract](#) [+ HTML](#) [+ PDF \(394 KB\)](#)

### $L$ -biconvex sets on some fuzzy algebraic substructures

Hui Yang, Yi Shi

2020, 5(5): 4311-4321 doi: [10.3934/math.2020275](https://doi.org/10.3934/math.2020275)

[+ Abstract](#) [+ HTML](#) [+ PDF \(227 KB\)](#)

### A weak Galerkin finite element approximation of two-dimensional sub-diffusion equation with time-fractional derivative

Ailing Zhu, Yixin Wang, Qiang Xu

2020, 5(5): 4297-4310 doi: [10.3934/math.2020274](https://doi.org/10.3934/math.2020274)

[+ Abstract](#) [+ HTML](#) [+ PDF \(252 KB\)](#)

### Invertible weighted composition operators preserve frames on Dirichlet type spaces

Ruishen Qian, Xiangling Zhu

2020, 5(5): 4285-4296 doi: [10.3934/math.2020273](https://doi.org/10.3934/math.2020273)

[+ Abstract](#) [+ HTML](#) [+ PDF \(227 KB\)](#)

### Existence and multiplicity of solutions for a class of damped-like fractional differential system

Jie Xie, Xingyong Zhang, Cuiling Liu, Danyang Kang

2020, 5(5): 4268-4284 doi: [10.3934/math.2020272](https://doi.org/10.3934/math.2020272)

[+ Abstract](#) [+ HTML](#) [+ PDF \(260 KB\)](#)

### Comprehensive subclasses of analytic functions and coefficient bounds

Serap Bulut

2020, 5(5): 4260-4267 doi: [10.3934/math.2020271](https://doi.org/10.3934/math.2020271)

ISSN (Online): 2372-0352

accepted for Coverage in Scopus

AIMS Microbiology (ISSN  
2471-1888) accepted for  
Coverage in Scopus

Five AIMS journals are indexed  
by Scopus

AIMS Public Health (ISSN  
2327-8994) is indexed by  
Scopus

[+ More](#)



## AIMS Mathematics

[Journal Home](#)

[Aim and Scope](#)

[Abstracted in](#)

[Editorial Board](#)

[Instructions for Authors](#)

[Peer Review Guidelines](#)

[Publication Ethics](#)

[Special Issues](#)

[Topical Section](#)

[Article Processing Charge](#)

### News & Announcements

Six AIMS journals selected for Emerging Sources Citation Index (ESCI)


AIMS Mathematics ISSN (Online): 2473-6988 accepted for coverage in SCIE

### Recommend Conference

Information will be posted here as available

## AIMS Mathematics


 [E-mail](#)  [Print](#)

Alain Miranville (Editor in Chief) 

Université de Poitiers, Laboratoire de Mathématiques et Applications, UMR CNRS 7348, SP2MI, 86962 Chasseneuil Futuroscope Cedex, France

Xiaodi Li (co-Editor in Chief) 

School of Mathematics and Statistics, Shandong Normal University Ji'nan, Shandong, China

Qing Miao (Managing Editor) 

Managing and Operation (Journal)


### Sectional editors:

Paul Bracken 

Department of Mathematics, University of Texas Rio Grand Valley, Edinburg, TX, 78540 USA  
Differential Geometry, PDE and Mathematical Physics


Antonio Di Crescenzo 

Dipartimento di Matematica, Università degli Studi di Salerno, Italy  
Probability and Statistics

Shaofang Hong 

Mathematical College, Sichuan University, Chengdu 610064, P.R. China  
Algebra and Number theory

### Editors:

Toyohiko Aiki 

Faculty of Science, Japan Women's University, Tokyo, Japan  
Free boundary problem and Hysteresis operator

Abdon Atangana 

Institute for Groundwater Studies, University of the Free State, South Africa  
Fractional Calculus and Their Applications, Methods for Partial Differential Equations

Raluca Balan 

Department of Mathematics and Statistics, University of Ottawa, 585 King Edward Avenue, Ottawa, Ontario K1N 6N5, Canada  
stochastic partial differential equations, limit theorems for heavy tailed random variables

Pierre Bieliavsky 

Institut de Recherche en Mathématique et en Physique, Université catholique de Louvain, Louvain la Neuve, Belgium.  
Differential Geometry and Lie Theory

Stefano Bonaccorsi 

















Department of Mathematics, University of Trento, via Sommarive 14, 38123 Povo (Trento), Italy  
Malliavin calculus and its applications to the study of stochastic differential equations in infinite dimensions, Stochastic evolution equations with inhomogeneous boundary conditions and applications to evolution equations on networks

Tomasz Brzezinski 

Department of Mathematics, Swansea University, Swansea, U.K.  
Noncommutative geometry, Hopf algebras
















Jinde Cao 

Southeast University, Nanjing 210996, Jiangsu, China  
Complex networks and complex systems, Multi-agent systems, and

















Tomás Caraballo 	<p>Dynamics of neural networks</p> <p>Departamento de Ecuaciones Diferenciales y Análisis Numérico. Facultad de Matemáticas, Universidad de Sevilla. Avenida Reina Mercedes s/n. 41012-Sevilla, Spain</p> <p>Non-autonomous and Stochastic dynamical systems, Differential equations with delay and memory</p>
Claudia Ceci 	<p>Department of Economics, University "G. D'Annunzio" of Chieti-Pescara, Viale Pindaro, 42, I-65127 Pescara, Italy</p> <p>Stochastic models in finance, Filtering and stochastic control</p>
Jean-Paul Chehab 	<p>Laboratoire LAMFA (UMR CNRS 7352), Université de Picardie Jules Verne, Pôle Scientifique, 33, rue Saint Leu, 80 039 Amiens Cedex 1, France</p> <p>Numerical Analysis and Numerical Linear Algebra</p>
Laurence Cherfils 	<p>Université de La Rochelle, Avenue Michel Crépeau, 17042 La Rochelle cedex 1, France.</p> <p>PDEs and Numerical analysis</p>
Monica Conti 	<p>Dipartimento di Matematica, Politecnico di Milano, Italy</p> <p>Asymptotic behavior of dynamical systems , Equations with memory</p>
Feiqi Deng 	<p>South China University of Technology, China</p> <p>Stabilization and control, Nonlinear and networked systems</p>
Zengji Du  	<p>Jiangsu Normal University, China</p> <p>Dynamical systems, Singular perturbation theory, Mathematical biology</p>
Arnaud Ducrot 	<p>Université Le Havre Normandie, Le Havre, France</p> <p>Differential Equations and Applications in Biology</p>
Jean-François Dupuy 	<p>Institut de Recherche Mathématiques de Rennes, INSA de Rennes, 20 Avenue des Buttes de Coësmes, CS 70839, 35708 Rennes cedex 7, France</p> <p>Statistical modeling and Data analysis</p>
Alberto Facchini 	<p>Dipartimento di Matematica, University of Padova, Padova, Italy.</p> <p>Module theory and Ring theory</p>
Raúl M. Falcón 	<p>Departamento de Matemática Aplicada I. Universidad de Sevilla. Spain</p> <p>Combinatorics, Algebraic Geometry</p>
Zhaosheng Feng 	<p>School of Mathematical and Statistical Sciences, University of Texas-Rio Grande Valley, Edinburg, Texas 78539, USA</p> <p>lie in analysis on differential equations (odes and pdes), mathematical physics and mathematical biology</p>
Anna Fino 	<p>Dipartimento di Matematica "G. Peano", Università di Torino, via Carlo Alberto 10, 10123 Torino, Italia</p> <p>Differential Geometry and Complex Geometry</p>
Emmanuel Frénod 	<p>Emmanuel Frénod, Université Bretagne Sud &amp; LMBA (UMR6205), Campus de Tohannic, 56000 Vannes, France</p> <p>Asymptotic Analysis, Mathematical Modelling</p>
Stefania Gatti 	<p>Dipartimento di Scienze Fisiche, Informatiche e Matematiche Università degli Studi di Modena e Reggio Emilia via Campi 213/B Modena, Italy</p> <p>Partial differential equations , Asymptotic behavior of dynamical systems associated with evolution equations of hyperbolic and parabolic type</p>




















- Yuxin Ge  Institut de Mathématiques de Toulouse, Université Paul Sabatier,  
118, route de Narbonne, 31062 TOULOUSE Cedex 9, France  
Geometric analysis and Elliptic PDE
- Benjamin Gess  Max Planck Institute for Mathematics in the Sciences (MIS),  
Leipzig, Germany  
Stochastic partial differential equations, Scalar conservation laws
- Paolo Gibilisco  Department of Economics and Finance, University of Rome "tor  
Vergata"  
Information geometry and Uncertainty relations
- Maurizio Grasselli  Dipartimento di Matematica, Politecnico di Milano, Italy.  
Infinite-dimensional dissipative dynamical systems, Phase field  
models
- Marcus Greferath  Dept. Mathematics and Systems Analysis, Aalto University School  
of Science, P.O. Box 11100, FI-00076 Aalto, Finland  
Algebra and Discrete Mathematics, Mathematics of  
Communications
- Xiaoying Han  Auburn University, USA  
Non-autonomous and random dynamical systems, Stochastic  
differential equations and applications
- Jens Høyrup  Section for Philosophy and Science Studies, Roskilde University,  
Denmark  
History of mathematics in pre- and early Modern cultures ,  
Interaction between cultures and between scholarly and  
practitioners' mathematics
- Aziz Hamdouni  Université de La Rochelle, Avenue Michel Crépeau, 17042 La  
Rochelle cedex 1, France  
Modelling and Fluid mechanics
- Salvador Hernández  Departamento de Matemáticas, Universitat Jaume I, 12071  
Castellon, Spain  
Topological groups , Spaces and groups of continuous functions
- Boualem Khouider  University of Victoria, Canada  
Applied mathematics, Numerical analysis and PDEs
- Syed N.U.A.Kirmani  Department of Mathematics, University of Northern Iowa, Cedar  
Falls, Iowa 50614-0506, U.S.A.  
Probability(applied probability and stochastic processes),  
Mathematical Statistics(applications to statistical machine learning  
and predictive analytics)
- Yang Kuang  School of Mathematical and Statistical Sciences, Arizona State  
University, Tempe, AZ 85287, USA  
Mathematical and computational biosciences Mathematical  
medicine
- Igor Kukavica  Department of Mathematics, University of Southern California,  
3620 S. Vermont Ave., KAP 108, Los Angeles, CA 90089, USA  
Fluid dynamics and Navier-Stokes equations
- Leskelä Lasse  Aalto University School of Science Department of Mathematics and  
Systems Analysis Otakaari 1, 02015 Espoo, Finland  
Applied probability , Random graphs and network statistics
- Manue de Leon  Instituto de Ciencias Matemáticas, CSIC, c/ Nicolás Cabrera 13-15,  
28049 Madrid, Spain  
Differential geometry and Symplectic geometry, Poisson manifolds





- Xiaohu Li  Department of Mathematical Sciences, Stevens Institute of Technology, Hoboken NJ 07030, USA  
Statistics and applied probability, Financial and actuarial risk
- Jia Liu  Department of Mathematics and Statistic, University of West Florida, Pensacola, USA  
Iterative methods and Preconditioning techniques
- Alfonso Suarez Llorens  Departamento de Estadística e I. O. Universidad de Cádiz, Facultad de Ciencias, Polígono Río San Pedro, 11510, Puerto Real, Cádiz Spain  
Risk Management and Reliability
- Haifeng Ma   Department of Mathematics, Harbin Normal University, China  
Linear algebra, matrix theory and operator theory
- Kirill Mackenzie  School of Mathematics and Statistics, University of Sheffield, Hicks Building, Hounsfield Road, Sheffield, S3 7RH, UK  
Poisson geometry, Multiple lie theory
- Pierre Magal  Institut de Mathématiques de Bordeaux, Université de Bordeaux, 351 cours de la libération 33400 Talence, France  
Differential Equations, Dynamical Systems, and mathematical modeling; epidemiology; ecology modeling
- Yu Miao  College of Mathematics and Information Science, Henan Normal University, China.  
Probability and Mathematical statistics
- Dumitru Motreanu  Department of Mathematics, University of Perpignan, Perpignan, France  
Nonlinear elliptic problems and Variational methods
- Alfred G. Noël  Department of Mathematics. The University of Massachusetts at Boston 100 Morrissey Blvd. Boston, MA 02125-3393, USA  
Representation Theory and Computational Lie Theory
- Sotiris K. Ntouyas  Department of Mathematics, University of Ioannina, 451 10 Ioannina, Greece  
Initial and Boundary Value Problems for Differential Equations, Inequalities, Asymptotic behavior, Controllability
- Morgan Pierre  Université de Poitiers & CNRS, Téléport 2—BP 30179, Boulevard Marie et Pierre Curie, 86962 Futuroscope Chasseneuil Cedex, France  
Numerical analysis of phase transition models (Allen-Cahn, Cahn-Hilliard and phase-field crystal type equations), Optimization of ship hulls
- Alfred Peris  Institut Universitari de Matemàtica Pura i Aplicada, Universitat Politècnica de València, València, SPAIN  
Topological dynamics, Linear dynamics
- Yuming Qin  Donghua University, Shanghai, China  
Fluid dynamics
- Ramon Quintanilla  Departament de Matemàtiques, ESEIAAT, Universitat Politècnica de Catalunya (UPC), Colom 11, S-08222 Terrassa, Barcelona, Spain  
Classical and Non-classical Thermoelasticity, Spatial and Time stability
- Vicentiu Radulescu  Institute of Mathematics "Simion Stoilow" of the Romanian Academy, 21 Calea Grivitei, 010702 Bucharest, Romania  
Nonlinear elliptic partial differential equations, Variational and topological methods





- Maria Alessandra Ragusa    
 Università di Catania, Viale Andrea Doria, 6-95125 Catania, Italy  
 Morrey spaces, Parabolic and ultraparabolic type in nondivergence and divergence form, Linear and quasilinear differential equations of elliptic
- Giulio Schimperna    
 Dipartimento di Matematica, Università di Pavia, Via Ferrata 1, I-27100 Pavia, Italy  
 Evolutionary PDEs, Phase transition and thermomechanical models
- Óscar Valero Sierra    
 Department of Mathematical and Information Sciences, Universidad de las Islas Baleares, Spain  
 Fixed Point Theory, Generalized Metric Structures
- Lunji Song    
 School of Mathematics and Statistics, Lanzhou University, Lanzhou, 730000, China  
 Numerical analysis
- Ricardo L. Soto    
 Department of Mathematics, Universidad Católica del Norte, Angamos 0610. Postal Code 1270709, Antofagasta. CHILE  
 Nonnegative matrices, Nonnegative Inverse elementary divisors problem
- Marco Squassina    
 Dipartimento di Matematica e Fisica Università Cattolica del Sacro Cuore Via dei Musei 41, I-25121 Brescia, Italy  
 Partial differential equations and Nonlinear Analysis
- Martin Stoll    
 Max Planck Institute for Dynamics of Complex Technical Systems, Sandtorstr. 139106 Magdeburg, Germany  
 Numerical Linear Algebra for Dynamical Systems, Partial differential equations
- Chunyou Sun    
 School of Mathematics and Statistics, Lanzhou University, Lanzhou, 730000, China  
 Dissipative evolution PDEs in mathematical physics, Attractors and long time dynamics
- Raafat Talhouk    
 Department of Mathematics, Lebanese University, Hadath, Lebanon  
 Fluid dynamics and PDEs
- Kok Lay Teo    
 Department of Mathematics and Statistics, Curtin University, GPO Box U1987, Perth Western Australia 6845, Australia  
 Engineering Mathematics, Optimization and Control
- Shou-Fu Tian    
 School of Mathematics, and Institute of Mathematical Physics, China University of Mining and Technology, Xuzhou 221116, People's Republic of China  
 Nonlinear Dispersive Waves; Mathematical Physics and Integrable Systems
- Shouhong Wang    
 Department of mathematics, Indiana University, Bloomington, IN 47405.  
 Fluid and geophysical fluid dynamics, Field theory and general relativity
- Chuanju Xu    
 School of Mathematical Sciences, Xiamen University, Xiamen, China  
 Numerical PDEs and Spectral methods
- Shengyuan Xu    
 Nanjing University of Science and Technology, Nanjing 210094, PR China  
 Complex systems, Delay systems, and Control theory
- Xu Zhang    
 Yangtze Center of Mathematics, Sichuan University, Chengdu 610064, China

## Control theory

Shihui Zhu  

School of Mathematical Sciences, Sichuan Normal University,  
Chengdu, 610066, P R China  
Nonlinear PDEs in Mathematical Physics, Blow-up and Stability

Mohamed Ziane 

University of Southern California, 3620 S. Vermont Avenue, KAP  
108, Los Angeles, CA 90089, USA  
Partial Differential Equations, Navier-Stokes Equations



Copyright © AIMS Press

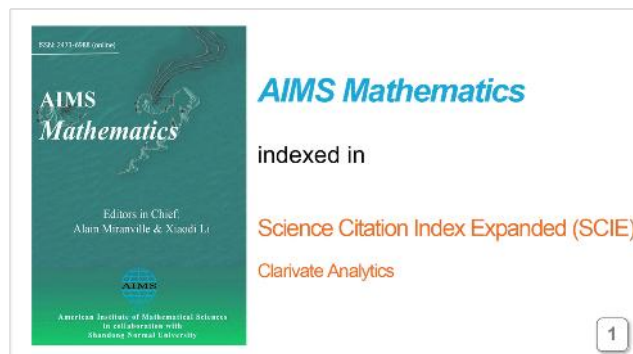


AIMS Mathematics is Open Access and an international bimonthly publication devoted to publishing peer-reviewed, high quality, research articles in all major fields of mathematics. The journal publishes original research and invited expository articles. To be published in this journal, an original paper must be correct, new, nontrivial and of interest to a substantial number of readers. Every effort is made to ensure a rigorous but quick editorial process and a rapid publication.

ISSN (Online): 2473-6988

[Publisher: AIMS Press](#)

[Contact by email](#)



1

## AIMS Mathematics

[Journal Home](#)

[Aim and Scope](#)

[Abstracted in](#)

[Editorial Board](#)

[Instructions for Authors](#)

[Peer Review Guidelines](#)

[Publication Ethics](#)

[Special Issues](#)

[Topical Section](#)

[Article Processing Charge](#)

### News & Announcements

AIMS Mathematics ISSN (Online): 2473-6988 accepted for coverage in SCIE

Six AIMS journals selected for Emerging Sources Citation Index (ESCI)

[+ More](#)

### Recommend Conference

Information will be posted here as available

[+ More](#)

[Latest Articles](#) [Current Issue](#) [Archive](#) [Most Cited](#) [Most Downloaded](#)

[Volumes+](#)

[Select All](#)



[Research article](#)

**A mathematical model of tuberculosis (TB) transmission with children and adults groups: A fractional model**

Fatmawati, Muhammad Altaf Khan, Ebenezer Bonyah, Zakia Hammouch, Endrik Mifta Shaiful

2020, 5 (4): 2813-2842. doi: [10.3934/math.2020181](#)

[+ Abstract](#) [+ HTML](#) [+ PDF\(1124 KB\)](#) [Special Issues](#)

**Fractional order SEIR model with generalized incidence rate**

Muhammad Altaf Khan, Sajjad Ullah, Saif Ullah, Muhammad Farhan

2020, 5 (4): 2843-2857. doi: [10.3934/math.2020182](#)

[+ Abstract](#) [+ HTML](#) [+ PDF\(1963 KB\)](#)

**Distinguished subspaces in topological sequence spaces theory**

Merve Temizer Ersoy, Hasan Furkan

2020, 5 (4): 2858-2868. doi: [10.3934/math.2020183](#)

[+ Abstract](#) [+ HTML](#) [+ PDF\(230 KB\)](#)

**On the dissipative solutions for the inviscid Boussinesq equations**

Feng Cheng

2020, 5 (4): 2869-2876. doi: [10.3934/math.2020184](#)

[+ Abstract](#) [+ HTML](#) [+ PDF\(220 KB\)](#)

**On the number of irreducible polynomials of special kinds in finite fields**

Weihua Li, Chengcheng Fang, Wei Cao

2020, 5 (4): 2877-2887. doi: [10.3934/math.2020185](#)

[+ Abstract](#) [+ HTML](#) [+ PDF\(231 KB\)](#)

**Generalized iterative method for the solution of linear and nonlinear fractional differential equations with composite fractional derivative operator**

Krunal B. Kachhia, Jyotindra C. Prajapati

2020, 5 (4): 2888-2898. doi: [10.3934/math.2020186](https://doi.org/10.3934/math.2020186)[+ Abstract](#) [+ HTML](#) [+ PDF\(528 KB\)](#) **Fundamental units for real quadratic fields determined by continued fraction conditions**

Özen Özer

2020, 5 (4): 2899-2908. doi: [10.3934/math.2020187](https://doi.org/10.3934/math.2020187)[+ Abstract](#) [+ HTML](#) [+ PDF\(221 KB\)](#)  **$H_\infty$  filter design for a class of delayed Hamiltonian systems with fading channel and sensor saturation**

Weiwei Sun, Mengyang Qiu, Xinyu Lv

2020, 5 (4): 2909-2922. doi: [10.3934/math.2020188](https://doi.org/10.3934/math.2020188)[+ Abstract](#) [+ HTML](#) [+ PDF\(363 KB\)](#) **The existence of solutions and generalized Lyapunov-type inequalities to boundary value problem of differential equations of variable order**

Shuqin Zhang, Lei Hu

2020, 5 (4): 2923-2943. doi: [10.3934/math.2020189](https://doi.org/10.3934/math.2020189)[+ Abstract](#) [+ HTML](#) [+ PDF\(268 KB\)](#) **TOPSIS method based on correlation coefficient for solving decision-making problems with intuitionistic fuzzy soft set information**

Harish Garg, Rishu Arora

2020, 5 (4): 2944-2966. doi: [10.3934/math.2020190](https://doi.org/10.3934/math.2020190)[+ Abstract](#) [+ HTML](#) [+ PDF\(269 KB\)](#)[Unfold+](#)

Copyright © AIMS Press



*Research article*

## A mathematical model of tuberculosis (TB) transmission with children and adults groups: A fractional model

Fatmawati<sup>1</sup>, Muhammad Altaf Khan<sup>2,\*</sup>, Ebenezer Bonyah<sup>3</sup>, Zakia Hammouch<sup>4</sup> and Endrik Mifta Shaiful<sup>1</sup>

<sup>1</sup> Department of Mathematics, Faculty of Science and Technology, Universitas Airlangga Surabaya 60115, Indonesia

<sup>2</sup> Faculty of Natural and Agricultural Sciences, University of the Free State, South Africa

<sup>3</sup> Department of Mathematics Education, University of Education Winneba, Kumasi Campus, Kumasi, Ghana

<sup>4</sup> Département de Mathématiques, Faculté des Sciences et Techniques Errachidia, Université Moulay Ismail, Morocco

\* **Correspondence:** Email: [altafdir@gmail.com](mailto:altafdir@gmail.com).

**Abstract:** We consider a novel fractional model to investigate the (tuberculosis) TB model dynamics with two age groups of human, that is, the children and the adults. First, we formulate the model and present the basic results associated to the model. Then, using the fractional operators, Caputo and the Atangana-Baleanu and obtain a generalized model. Further, we give a novel numerical approach for the solution of the fractional model and obtain their approximate solution. We show graphical results with various values of the fractional order. A comparison of the two operators are shown graphically. The results obtained through Atangana-Baleanu operator is flexible than that of Caputo derivative. The infection in tuberculosis (TB) infected people decreases fast when decreasing the fractional order.

**Keywords:** tuberculosis; two-age-class transmission; fractional differential equations; Caputo derivative; Atangana-Baleanu (A-B) derivative

**Mathematics Subject Classification:** 34A34

### 1. Introduction

The human population has not been spared by infectious diseases irrespective of the medical facilities. In spite of great achievement in the advancement of medicine, the world is still struggling to combat infectious diseases [1]. Mycobacterium tuberculosis (MTB) is responsible for Tuberculosis (TB) infection which primarily affects the lungs (pulmonary TB). However, the disease can also affect

some other systems in the human body such as the circulatory system, the central nervous system, the genital-urinary system. TB can be transmitted through a medium including the kiss, speak, cough, sneeze [1, 2]. It can even affect individuals through the utilization of infected persons unsterilized eating utensils. In some instance, pregnant women who have an active TB can affect the baby in the womb. The actively infected individuals can cause infection but not the latent TB patient. The transmission of TB depends on the number of infectious droplets expelled by a carrier, the quality of ventilation available and finally, the duration of the individuals exposed to virulence of the MTB strain. The spread of TB can be reduced by isolating the active infectious individual and immediately introducing viable anti-tuberculosis therapy [3–5]. At the moment, 95% of the world total TB patients of 8 million each year are found in the developing countries. The age bracket that most affected by TB is 15–59. In the developing countries, TB has been identified as the leading death causes in the majority of the Sub-Sahara counties [6]. TB has been established as the leading cause of death in sub-Saharan Africa which account for at least 2 million deaths [7]. TB in children under the age of fifteen (15) is very critical public health problem since it account for most of the current TB transmission [8].

Adaption of modern practice help improves TB control because of factors such as endogenous reactivation, the presence of multi-drug resistant TB, the high rate of HIV incidence in the last two decades. Exogenous re-infection of TB is another concern and very common in Africa. A comprehensive understanding of treatment with respect to the regional transmission of TB is crucial in the fighting of this disease [9].

Mathematical modeling in recent times has been identified as an essential tool that provides qualitative information about the epidemiology of many diseases and strategies in controlling them. Several theoretical studies have been undertaken with regard to TB infection. Several integer-order TB models have been constructed and investigated by some authors [10–14]. The mentioned integer TB models do not predict accurately because they do not have memory effect in order to provide an accurate prediction. However, non-integer models possess memory effect and most of the operators have crossover properties that enhance accurate predictions.

Fractional calculus (FC) is a branch of applied mathematics that generalizes the integer calculus to fractional order [15, 16]. In recent times, the use of fractional calculus in the scientific community has gained enough attention because of its numerous applications including epidemiology, engineering, water resource management [17–24]. The use of fractional derivative in modeling epidemiology has become important because the result takes into consideration the memory effect which naturally occurs in several biological models. The reason is that fractional derivative models give the real phenomena associated with the given problem. The fractional of derivatives and integrals give a vivid description of the memory and hereditary characteristics inherent in many materials and other processes [25]. Usually, the integer order can provide information about two points which realistically may not be true. The concept of classical fractional-order derivative was proposed by Riemann and Liouville. It was well known that Caputo and Riemann-Liouville have singular kernels. Next, Caputo and Fabrizio in [26] presented a new definition of fractional derivative without singular kernel which proved to be good and many researchers are applying. Caputo and Fabrizio [27] also investigated the notion of fractional derivative and applications to the hysteresis phenomena. The fractional calculus is now used in mathematical modeling of impulsive fractional functional differential equations. A more interesting study regarding the impulsive fractional functional differential equations and their

applications is studied in [28].

Recently, Atangana and Baleanu developed a new operator which is based on generalized Mittag-Leffler function where the kernel is non-singular and non-local kernel [29]. Numerous studies on non-integer order models in the sense Atangana and Baleanu have been carried out by researchers. For instance, Atangana and Koca in [30] studied chaos in a simple nonlinear system using Atangana-Baleanu derivatives in Caputo sense. Atangana and Owolabi in [31] developed a new numerical approach for fractional differential equations for solving the system of fractional derivative equations which proved to be efficient. Atangana and Gomez [32] presented a detailed analysis of the decolonization of fractional calculus rules: breaking commutativity and associativity to capture more natural phenomena. Khan et al. [33] studied the TB dynamics under the framework of the work of Atangana-Baleanu derivative with relapse cases. Bonyah in [34] studied a new 5-D hyperchaotic system with four wings by Atangana-Baleanu operator. Khan and Atangana [35] studied the Ebola disease with different fractional operators. The comparison of Atangana-Baleanu derivative with Caputo-Fabrizio for the dengue model are studied in [36]. Bank data through fractional modeling and their analysis is studied in [37]. The dynamics of the chaotic system through Caputo-Fabrizio and the Atangana-Baleanu derivative is studied in [38]. The authors studied in [39] through different fractional operators of fractional calculus for bank data. Using the Atangana-Baleanu derivative the authors studied the TB dynamics [40]. The previously defined fractional operators have some deficiencies which may or may not correctly investigate the dynamics of such mathematical models that come from science and engineering fields. The Caputo derivative has a singular and local kernel which may not exactly studied the dynamics of a particular problem but these operators are still well known to the researchers and uses for the modeling dynamics. The Caputo-Fabrizio operator was defined without singular kernel. Many researchers used this operator for modeling purposes and still popular among researchers. To have a more precise definition of fractional operator a new operator called Atangana-Baleanu derivative was defined which has a non-singular and non-local kernel and has been used widely for many problems of science and engineering and found it interesting. This new definition is now much famous among researchers around the world. Here, in this work, we consider this newly operator to formulate a new mathematical model for TB dynamics in which we consider the adults and the children as a two groups and present to discuss deeply its mathematical as well as numerical results. This is the first attempt of the authors to have a new mathematical that exploring the children and adults TB dynamics.

It is well known that integer order model does not describes well the dynamics of the disease because there involve history of the disease and their memory. The fractional order models well address the memory effect involve in the disease. At each value of the fractional order parameters we can have a solution but in integer order model we don't have except at the integer case. The difference between two points can be effectively estimated through fractional order models. It is also well known that fractional order models are good for data fitting, where we have variety of choice's for the fractional order parameter. The Caputo operator is singular and local while the AB operator is non-singular and nonlocal. The cross over behavior in the TB model can be addressed well through the AB derivative. Therefore, we considered both the operators and its comparison through graphical results.

To date, there has not been anyone who has investigated the dynamics of TB model with children and adults population using Caputo and Atangana-Baleanu derivative. So, this study investigates a fractional order model in the Atangana-Baleanu sense to explore the spread of TB diseases with in

children and adults population. We classify the population into children and adult classes. Based on the risk of transmission, most TB in children is usually not contagious compared to TB in adults [8,41]. Hence, the TB model that involves two-age-classes that distinguishes children and adults can indicate a new understanding of TB transmission.

This paper begins by mathematical preliminaries of the fractional derivative. The description of the model with the two-age-class transmission is given in Section 3. The TB model in Caputo derivative with basic properties, calculation of the basic reproduction number, and the numerical result are done in Section 4. The expression of the TB model in Atangana–Baleanu derivative with the existence and uniqueness of the solution, the numerical iterative, and also the numerical simulation are presented in Section 5. The comparison results of both derivatives with various fractional order parameters are shown in Section 6. Finally, the conclusion is shown in Section 7.

## 2. Essentials of fractional calculus

We present the details of the fractional operators in the following sections that should be used later in the proposed study.

**Definition 2.1.** (see [16]) For  $\alpha > 0$ , with  $n - 1 < \alpha < n, n \in \mathbb{N}$ , the fractional derivative in the sense of Caputo is defined to be:

$${}^c D_t^\alpha f(t) = \frac{d^\alpha f(t)}{dt^\alpha} := \frac{1}{\Gamma(n - \alpha)} \int_0^t (t - s)^{(n-\alpha-1)} f^{(n)}(s) ds, \quad (2.1)$$

where the symbol  $\Gamma(\cdot)$  denotes the gamma function.

The Riemann-Liouville fractional integral is defined by

$$I_t^\alpha f(t) = \frac{1}{\Gamma(\alpha)} \int_0^t (t - s)^{(\alpha-1)} f(s) ds. \quad (2.2)$$

**Definition 2.2.** (see [29]) Suppose  $f \in H^1(0, b)$ ,  $b > 0$ ,  $\alpha \in [0, 1]$ , then the Atangana-Baleanu fractional operator in Caputo sense (ABC) can be written as follows:

$${}^{ABC} D_t^\alpha (f(t)) = \frac{B(\alpha)}{1 - \alpha} \int_0^t f'(s) E_\alpha \left[ -\alpha \frac{(t - s)^\alpha}{1 - \alpha} \right] ds, \quad (2.3)$$

where  $B(\alpha) = 1 - \alpha + \frac{\alpha}{\Gamma(\alpha)}$  is a normalized function with  $B(0) = B(1) = 1$  and  $E_\alpha$  is Mittag-Leffler function

$$E_\alpha(z) = \sum_{k=0}^{\infty} \frac{(z)^k}{\Gamma(\alpha k + 1)}, \alpha > 0.$$

The integral associated to the ABC derivative in Riemann-Liouville sense is given by,

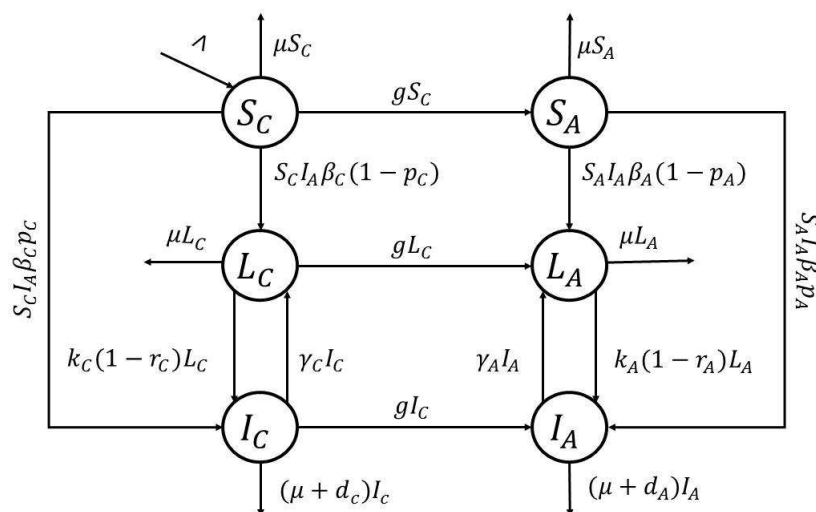
$$I_t^\alpha (f(t)) = \frac{1 - \alpha}{B(\alpha)} f(t) + \frac{\alpha}{B(\alpha)\Gamma(\alpha)} \int_0^t f(s)(t - s)^{\alpha-1} ds. \quad (2.4)$$



### 3. Description of the model

The present section describes the formulation of the mathematical model of TB transmission with two groups of human that is, the children and the adults. We design the model by splitting the population into children ( $C$ ) and the adults class ( $A$ ). Furthermore, each of the classes is divided into three classes, namely, the susceptible classes ( $S_C, S_A$ ), the latent TB classes ( $L_C, L_A$ ), and the active TB classes ( $I_C, I_A$ ), where  $S_C, L_C$  and  $I_C$  represent the susceptible, latent and the active population at any time  $t$  respectively, whereas the adults sub-population are respectively shown by  $S_A, L_A$  and  $I_A$ . Hence, the total population is  $N = S_C + L_C + I_C + S_A + L_A + I_A$ . Individuals who are in the latent stage are not infectious and are thus unable to transmit bacteria. We also assumed that the natural death rate of the children and adults population is equal as we consider the average natural death rate of the total population.

The majority of the children with tuberculosis are not infectious to others [8,41]. Hence, we assume that only the active TB adults could spread TB within the population. In this model, it is assumed that children got TB infection by doing contacts with active TB adults. Therefore, the latent TB and active TB children do not spread TB within the population. A small percentage of newly infected individuals from the sub-population is assumed to undergo fast progress directly into the class of active TB, while the rest are latently infected and enter the latent class [42]. Furthermore, the TB patients both children and adults cannot recover completely but will enter the latent stage again. Considering these assumptions and facts the following system of evolutionary dynamics of the TB individuals is described through the following systems where the description of the parameters flows and the variables are given in Figure 1.



**Figure 1.** Tuberculosis transmission diagram.

$$\begin{aligned}\frac{dS_C}{dt} &= \Lambda - \beta_C I_A S_C - (g + \mu) S_C, \\ \frac{dL_C}{dt} &= \beta_C (1 - p_C) I_A S_C + \gamma_C I_C - k_C (1 - r_C) L_C - (g + \mu) L_C,\end{aligned}$$

$$\begin{aligned}
\frac{dI_C}{dt} &= \beta_C p_C I_A S_C + k_C(1 - r_C)L_C - \gamma_C I_C - (g + \mu + d_C)I_C, \\
\frac{dS_A}{dt} &= gS_C - \beta_A I_A S_A - \mu S_A, \\
\frac{dL_A}{dt} &= (1 - p_A)\beta_A I_A S_A + gL_C + \gamma_A I_A - k_A(1 - r_A)L_A - \mu L_A, \\
\frac{dI_A}{dt} &= p_A \beta_A I_A S_A + k_A(1 - r_A)L_A + gI_C - (\gamma_A + \mu + d_A)I_A,
\end{aligned} \tag{3.1}$$

where the initial values for the model variables are given by

$$S_C(0) = S_{C0}, L_C(0) = L_{C0}, I_C(0) = I_{C0}, S_A(0) = S_{A0}, L_A(0) = L_{A0}, \text{ and } I_A(0) = I_{A0}.$$

In the above model (3.1), the population of healthy people is generated by the birth rate  $\Lambda$  and the growing up rate of children is shown by  $g$ . The natural death rate of children and adults is denoted by  $\mu$ . The effective contact rate for both the children and adults is shown by  $\beta_C$  and  $\beta_A$ . The proportion of fast progression of latent class children to infected class children is given by  $p_C$  while for adults from latent adult class to infected adult class is by  $p_A$ . The rate of progression from latent to infected class for the children compartment is shown by  $k_C$  while for the adults infection progression from latent to infected class is given by  $k_A$ . The rate of effective therapy for children and adults are shown respectively by  $\gamma_C$  and  $\gamma_A$ . The rate of effective chemoprophylaxis for children and adults are shown by  $r_C$  and  $r_A$  respectively. Natural death from TB disease in children infected class is given by  $d_C$  while for the adults with TB infection by  $d_A$ . The description of the parameters for the TB model is set out in Table 1.

**Table 1.** Parameters with descriptions of the TB model.

Description	Parameter	
Populations growth rate	$\Lambda$	
Growing-up rate for children	$g$	
Natural death rate	$\mu$	
	Children population	Adult population
Infection rate	$\beta_C$	$\beta_A$
Proportion of fast progression	$p_C$	$p_A$
Rate of progression from latent to the infectious	$k_C$	$k_A$
Rate of effective therapy	$\gamma_C$	$\gamma_A$
Rate of effective chemoprophylaxis	$r_C$	$r_A$
TB death rate	$d_C$	$d_A$

The model (3.1) has the biologically feasible region on  $\Omega_1$  with

$$\Omega_1 = \left\{ (S_C, L_C, I_C, S_A, L_A, I_A) \in \mathbb{R}_+^6 : 0 \leq N \leq \frac{\Lambda}{\mu} \right\},$$

which is feasible biologically and all the results associated holds for it. It should be noted that the parameters involved in the model (3.1) are associated to humans so it is non-negative and the region shown by  $\Omega_1$  is positive invariant for the described model (3.1) above. The region shown for the model (3.1) below is well-posed and the entire solutions for the initial values belonging to  $\Omega_1$ , remains in  $\Omega_1$  for every time  $t \geq 0$ .

Next, in the following section, we explore the TB model in Caputo sense. We apply the definitions of Caputo operator described in above section, and apply it on our model (3.1) and present the results associated to it in the following section in details.

#### 4. A Caputo model

This section present a TB model with two groups of humans which is shown in (3.1), by applying the Caputo derivative on it. The fractional order model of TB transmission with two-age-class in the Caputo sense is given by:

$$\begin{aligned}
 {}^C D_t^\alpha S_C &= \Lambda - \beta_C I_A S_C - (g + \mu) S_C, \\
 {}^C D_t^\alpha L_C &= \beta_C (1 - p_C) I_A S_C + \gamma_C I_C - k_C (1 - r_C) L_C - (g + \mu) L_C, \\
 {}^C D_t^\alpha I_C &= \beta_C p_C I_A S_C + k_C (1 - r_C) L_C - \gamma_C I_C - (g + \mu + d_C) I_C, \\
 {}^C D_t^\alpha S_A &= g S_C - \beta_A I_A S_A - \mu S_A, \\
 {}^C D_t^\alpha L_A &= (1 - p_A) \beta_A I_A S_A + g L_C + \gamma_A I_A - k_A (1 - r_A) L_A - \mu L_A, \\
 {}^C D_t^\alpha I_A &= p_A \beta_A I_A S_A + k_A (1 - r_A) L_A + g I_C - (\gamma_A + \mu + d_A) I_A,
 \end{aligned} \tag{4.1}$$

where  $\alpha$  represents the fractional order and  $0 < \alpha \leq 1$ . The initial values for the model variables in fractional order model (4.1) are given by,

$$S_C(0) = S_{C0}, L_C(0) = L_{C0}, I_C(0) = I_{C0}, S_A(0) = S_{A0}, L_A(0) = L_{A0}, \text{ and } I_A(0) = I_{A0}.$$

##### 4.1. Non-negative solutions

This section deals with the positivity of the model solution in the Caputo derivative. We assume that the initial condition of the model (4.1) is non-negative. Let us consider

$$\Omega_2 = \left\{ x = (S_C, L_C, I_C, S_A, L_A, I_A) \in \mathbb{R}_+^6 : S_C, L_C, I_C, S_A, L_A, I_A \geq 0 \right\}.$$

Here, recalling the important concept given in [43] to prove our result.

**Lemma 4.1.** (see [43]) Suppose that  $f(t) \in C[a, b]$  and  ${}^C D_t^\alpha f(t) \in C[a, b]$ , for  $0 < \alpha \leq 1$ , then we have

$$f(t) = f(a) + \frac{1}{\Gamma(\alpha)} {}^C D_t^\alpha f(\xi)(t - a)^\alpha$$

with  $a \leq \xi \leq t, \forall t \in (a, b]$ .

**Corollary 4.2.** Consider that  $f(t) \in C[a, b]$  and  ${}^C D_t^\alpha f(t) \in C[a, b]$ , for  $0 < \alpha \leq 1$ . Then if

(1)  ${}^C D_t^\alpha f(t) \geq 0, \forall t \in (a, b)$ , then  $f(t)$  is non-decreasing.

(2)  ${}^C D_t^\alpha f(t) \leq 0, \forall t \in (a, b)$ , then  $f(t)$  is non-increasing.

Now, we state the main theorem.

**Theorem 4.3.** A unique solution exists for  $x(t) = (S_C, L_C, I_C, S_A, L_A, I_A)^T$  of the model (4.1) and the solution will be in  $\Omega_2$ . Additionally, the solution is non-negative.

*Proof.* Using Theorem 3.1. and Remark 3.2. of [44], it is easily to prove the solution existence and also the uniqueness of the solution of the model (4.1) for all  $t > 0$ . Next, we will prove the positivity of the solution of the model (4.1). In order to do, we have to prove for every hyperplane bounding the nonnegative orthant, of the field points of the vector  $\Omega_2$ . It follows from the model given by (4.1), we have

$$\begin{aligned} {}^C D_t^\alpha S_C |_{S_C=0} &= \Lambda \geq 0, \\ {}^C D_t^\alpha L_C |_{L_C=0} &= \beta_C(1 - p_C)I_A S_C + \gamma_C I_C \geq 0, \\ {}^C D_t^\alpha I_C |_{I_C=0} &= \beta_C p_C I_A S_C + k_C(1 - r_C)L_C \geq 0, \\ {}^C D_t^\alpha S_A |_{S_A=0} &= g S_C \geq 0, \\ {}^C D_t^\alpha L_A |_{L_A=0} &= (1 - p_A)\beta_A I_A S_A + g L_C + \gamma_A I_A \geq 0, \\ {}^C D_t^\alpha I_A |_{I_A=0} &= k_A(1 - r_A)L_A + g I_C \geq 0. \end{aligned}$$

By using Corollary 1, the model solution remains in  $\Omega_2$ .  $\square$

Thus, it follows from the results described above the feasible given by  $\Omega_2$  is positively invariant for model (4.1).

#### 4.2. Model fixed points

We present here the possible fixed points of the fractional model given by (4.1) and then, we obtain at these possible equilibrium points the stability analysis of the model. For the given model (4.1), there exists two possible equilibrium points that is, the disease free and the endemic equilibrium. We can obtain these equilibrium points by setting the time rate of change equal to zero of the model (4.1) and is given by:

$$\begin{aligned} {}^C D_t^\alpha S_C |_{S_C=0} &= 0, \\ {}^C D_t^\alpha L_C |_{L_C=0} &= 0, \\ {}^C D_t^\alpha I_C |_{I_C=0} &= 0, \\ {}^C D_t^\alpha S_A |_{S_A=0} &= 0, \\ {}^C D_t^\alpha L_A |_{L_A=0} &= 0, \\ {}^C D_t^\alpha I_A |_{I_A=0} &= 0. \end{aligned}$$

We have the following expression,

$$\begin{aligned} \Lambda - \beta_C I_A S_C - (g + \mu)S_C &= 0, \\ \beta_C(1 - p_C)I_A S_C + \gamma_C I_C - k_C(1 - r_C)L_C - (g + \mu)L_C &= 0, \end{aligned}$$

$$\begin{aligned}
\beta_C p_C I_A S_C + k_C(1 - r_C)L_C - \gamma_C I_C - (g + \mu + d_C)I_C &= 0, \\
gS_C - \beta_A I_A S_A - \mu S_A &= 0, \\
(1 - p_A)\beta_A I_A S_A + gL_C + \gamma_A I_A - k_A(1 - r_A)L_A - \mu L_A &= 0, \\
p_A \beta_A I_A S_A + k_A(1 - r_A)L_A + gI_C - (\gamma_A + \mu + d_A)I_A &= 0.
\end{aligned} \tag{4.2}$$

At the disease free equilibrium, denoted by  $E_{01}$ , we have from (4.2),

$$E_{01} = \left( \frac{\Lambda}{g + \mu}, 0, 0, \frac{g\Lambda}{\mu(g + \mu)}, 0, 0 \right).$$

The endemic equilibrium of the model (4.1) is given by  $E_{22} = (S_C^*, L_C^*, I_C^*, S_A^*, L_A^*, I_A^*)$  where

$$\begin{aligned}
S_C^* &= \frac{\Lambda}{I_A^* \beta_C + g + \mu} \\
L_C^* &= \frac{\beta_C(1 - p_C)I_A^* S_C^* + \gamma_C I_C^*}{\mu + g + k_C(1 - r_C)} \\
I_C^* &= \frac{\beta_C p_C I_A^* S_C^* + k_C(1 - r_C)L_C^*}{\gamma_C + g + \mu + d_C} \\
S_A^* &= \frac{gS_C^*}{\beta_A I_A^* + \mu} \\
L_A^* &= \frac{(1 - p_A)\beta_A I_A^* S_A^* + gL_C^* + \gamma_A I_A^*}{k_A(1 - r_A) + \mu} \\
I_A^* &= \frac{k_A(1 - r_A)L_A^* + gI_C^*}{\gamma_A + \mu + d_A - \beta_A p_A S_A^*}.
\end{aligned}$$

The endemic equilibrium  $E_{22}$  exists if  $\gamma_A + \mu + d_A > \beta_A p_A S_A^*$ .

In order to find the basic reproduction number  $\mathcal{R}_0$ , we consider the method in [45] and the matrices are given by

$$F = \begin{pmatrix} 0 & 0 & 0 & P_9 \\ 0 & 0 & 0 & P_{10} \\ 0 & 0 & 0 & P_{12} \\ 0 & 0 & 0 & P_{13} \end{pmatrix}, \quad V = \begin{pmatrix} P_2 & -\gamma_C & 0 & 0 \\ -P_5 & P_3 & 0 & 0 \\ -g & 0 & P_4 & -r_A \\ 0 & -g & -P_6 & P_7 \end{pmatrix}. \tag{4.3}$$

The basic reproduction number is the spectral radius of  $\rho(FV^{-1})$  and is given by

$$\mathcal{R}_0 = \mathcal{R}_1 + \mathcal{R}_2 + \mathcal{R}_3 + \mathcal{R}_4, \tag{4.4}$$

where

$$\mathcal{R}_1 = \frac{P_6 P_3 (gP_9 + P_2 P_{12})}{(P_4 P_7 - P_6 r_A)(P_2 P_3 - P_5 \gamma_C)},$$

$$\begin{aligned}
\mathcal{R}_2 &= \frac{P_4 P_2 (g P_{10} + P_3 P_{13})}{(P_4 P_7 - P_6 r_A)(P_2 P_3 - P_5 \gamma_C)}, \\
\mathcal{R}_3 &= \frac{P_6 \gamma_C (g P_{10} - P_5 P_{12})}{(P_4 P_7 - P_6 r_A)(P_2 P_3 - P_5 \gamma_C)}, \\
\mathcal{R}_4 &= \frac{P_4 P_5 (g P_9 - P_{13} \gamma_C)}{(P_4 P_7 - P_6 r_A)(P_2 P_3 - P_5 \gamma_C)},
\end{aligned} \tag{4.5}$$

where

$$\begin{aligned}
P_1 &= g + \mu, P_2 = k_C (1 - r_C) + g + \mu, P_3 = \gamma_C + d_C + g + \mu, \\
P_4 &= k_A (1 - r_A) + \mu, P_5 = k_C (1 - r_C), P_6 = k_A (1 - r_A), \\
P_7 &= \gamma_A + d_A + \mu, P_8 = \beta_C S_C^0, P_9 = \beta_C (1 - p_C) S_C^0, P_{10} = \beta_C p_C S_C^0, \\
P_{11} &= \beta_A S_A^0, P_{12} = \beta_A (1 - p_A) S_A^0, P_{13} = \beta_A p_A S_A^0,
\end{aligned} \tag{4.6}$$

where  $S_C^0$  and  $S_A^0$  represent the disease-free equilibrium (DFE).

Next, we show the stability of the system at the disease-free case, we follow the following theorem.

**Theorem 4.4.** For any  $p_1, p_2 \in \mathbb{Z}$ , such that  $\gcd(p_1, p_2) = 1$ . Let  $\alpha = (\frac{p_1}{p_2})$  and consider  $M = p_2$ , then the DFE of the system (4.1) is locally asymptotically stable (LAS) if  $|\arg(\lambda)| > \frac{\pi}{2M}$ , for all roots  $\lambda$  of the characteristic Eq. (4.7) of the matrix  $J_{E_{01}}$ .

$$\det(\text{diag}[\lambda^{p_1} \lambda^{p_1} \lambda^{p_1} \lambda^{p_1} \lambda^{p_1} \lambda^{p_1}] - J_{E_{01}}) = 0. \tag{4.7}$$

*Proof.* At the disease free equilibrium  $E_{01}$ , the Jacobian matrix is given by

$$J(E_{01}) = \begin{pmatrix} -P_1 & 0 & 0 & 0 & 0 & -P_8 \\ 0 & -P_2 & \gamma_C & 0 & 0 & P_9 \\ 0 & P_5 & -P_3 & 0 & 0 & P_{10} \\ g & 0 & 0 & -\mu & 0 & -P_{11} \\ 0 & g & 0 & 0 & -P_4 & P_{12} + \gamma_A \\ 0 & 0 & g & 0 & P_6 & P_{13} - P_7 \end{pmatrix}. \tag{4.8}$$

We obtain the characteristics equation associated to  $J(E_{01})$ , given by

$$(\lambda^{p_1} + \mu)(\lambda^{p_1} + \mu + g)[\lambda^{4p_1} + b_1 \lambda^{3p_1} + b_2 \lambda^{2p_1} + b_3 \lambda^{p_1} + b_4] = 0. \tag{4.9}$$

The arguments of the roots of the equation  $\lambda^{p_1} + \mu = 0$ ,  $\lambda^{p_1} + \mu + g = 0$  are as follow:

$$\arg(\Pi_k) = \frac{\pi}{p_1} + k \frac{2\pi}{p_1} > \frac{\pi}{M} > \frac{\pi}{2M}, \text{ where } k = 0, 1, \dots, (p_1 - 1). \tag{4.10}$$

In Eq. (4.9), the roots are negative, i.e.,  $-\mu, -(\mu + g)$ , while the rest are computed from

$$Q(\lambda) = [\lambda^{4p_1} + b_1 \lambda^{3p_1} + b_2 \lambda^{2p_1} + b_3 \lambda^{p_1} + b_4], \tag{4.11}$$

where

$$\begin{aligned}
 b_1 &= \gamma_A + d_A + k_A(1 - r_A) - \beta_A p_A S_A^0 + \gamma_C + d_C + k_C(1 - r_C) \\
 &\quad + 2g + 4\mu, \\
 b_2 &= \underbrace{(\gamma_C + d_C + g + \mu)(\gamma_A + d_A + k_A(1 - r_A) + 2\mu) - \beta_A p_A S_A^0 P_2 P_4}_{\text{Term 1}} \\
 &\quad + (k_A(1 - r_A) + \mu)(k_C(1 - r_C) + g + \mu) + (d_A + \mu)(k_A(1 - r_A) + \mu) + \mu\gamma_A \\
 &\quad + \underbrace{P_7 P_2 - \beta_A k_A(1 - p_A)(1 - r_A) S_A^0}_{\text{Term 2}} \\
 &\quad + \left( (d_C + g + \mu)(k_C(1 - r_C) + g + \mu) + \gamma_C(g + \mu) \right) \\
 &\quad \times \left( 1 - \frac{\beta_A p_A S_A^0 (\gamma_C + d_C + g + \mu) + g \beta_C p_C S_C^0}{(d_C + g + \mu)(k_C(1 - r_C) + g + \mu) + \gamma_C(g + \mu)} \right), \\
 b_3 &= (P_4 + P_7 - P_{13}) \left( d_C(k_C(1 - r_C) + g + \mu) + (g + \mu)(\gamma_C + k_C(1 - r_C) + g + \mu) \right) \\
 &\quad (P_3 + P_2) \left( d_A(k_A(1 - r_A) + \mu) + k_A(1 - r_A)(\mu - \beta_A S_A^0) + \mu(\gamma_A - \beta_A p_A S_A^0 + \mu) \right) \\
 &\quad - g \beta_C S_C^0 (k_A(1 - r_A) + p_C(g + 2\mu) + k_C(1 - r_C)), \\
 b_4 &= C_1 C_2 (1 - \mathcal{R}_0), \tag{4.12}
 \end{aligned}$$

where  $C_1 = (d_A(k_A(1 - r_A) + \mu) + \mu(\gamma_A + k_A(1 - r_A) + \mu))$ ,

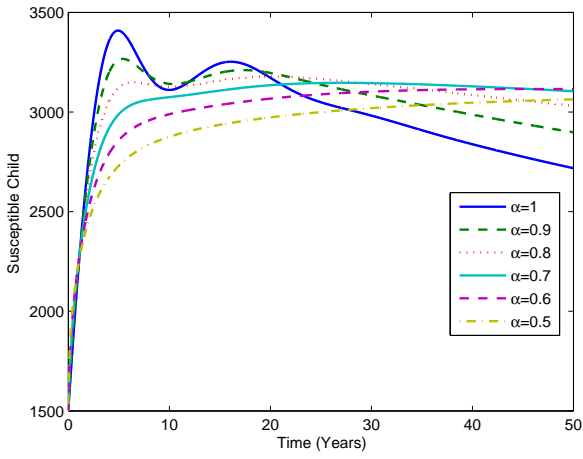
$C_2 = (d_C(k_C(1 - r_C) + g + \mu) + (g + \mu)(\gamma_C + k_C(1 - r_C) + g + \mu))$ .

The function  $Q(\lambda)$  will give eigenvalues with negative real part if  $b_i > 0$  for  $i = 1, 2, 3, 4$  and  $b_1 b_2 b_3 > b_1^2 b_4 + b_3^2$ . All  $b_i > 0$  when  $\mathcal{R}_0 < 1$  and the conditions  $b_1 b_2 b_3 > b_1^2 b_4 + b_3^2$  ensure the stability of the disease free case when  $\mathcal{R}_0 < 1$ . If  $\mathcal{R}_0 < 1$ , then the necessary condition fulfil for all the roots of characteristics equation i.e.,  $|\arg(\lambda)| > \frac{\pi}{2M}$ . Thus the DFE is LAS for  $\mathcal{R}_0 < 1$ .  $\square$

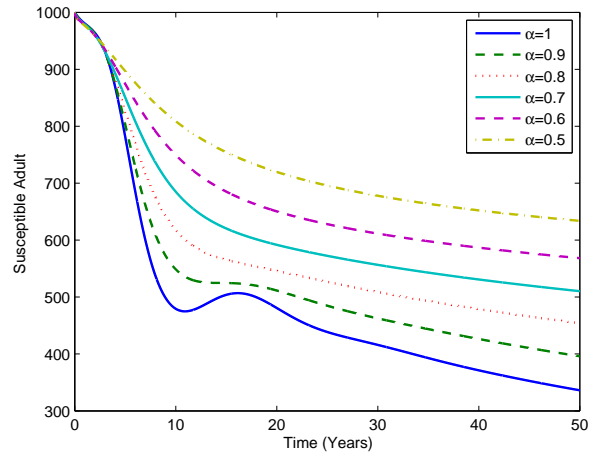
The following subsection explore the numerical simulation of the Caputo model.

### 4.3. Numerical simulation for Caputo model

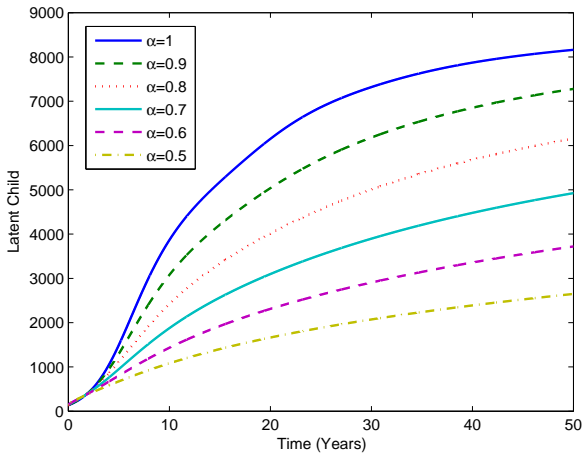
The aim of this section is to discuss a numerical simulation of the model (4.1). The simulation is done with several fractional order values to determine population dynamics in the model. The numerical results of the Caputo derivative are obtained by the Predictor-Corrector method [46, 47]. Parameters values used in these simulations are set out in Table 2. We take the initial condition  $S_C(0) = 1500$ ,  $L_C(0) = 135$ ,  $I_C(0) = 75$ ,  $S_A(0) = 1000$ ,  $L_A(0) = 103$  and  $I_A(0) = 60$ . Here, we use 50 years for the time horizon. The simulations are conducted with different values of the order of the fractional derivative  $\alpha = 1, 0.9, 0.8, 0.7, 0.6$  and  $0.5$ . We have the simulation results of the TB model (4.1) in Figure 2. In this case the value of  $R_0$  is  $R_0 = 91.5021 > 1$ , which indicates the disease will persist in the population. We can observe in Figure 2 that as the values of  $\alpha$  decrease, the individuals infected with TB decreases whereas the population of susceptible individuals increases.



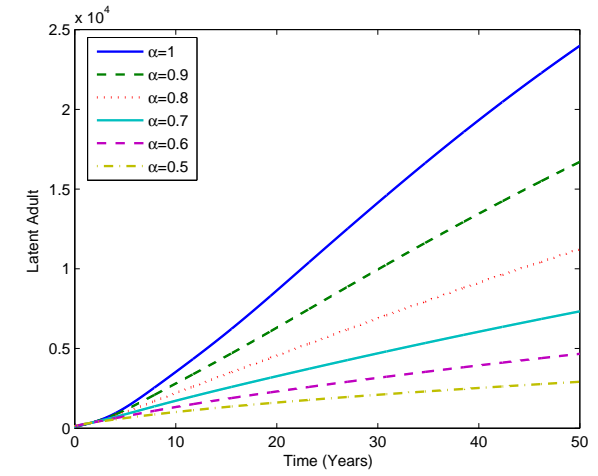
(a)



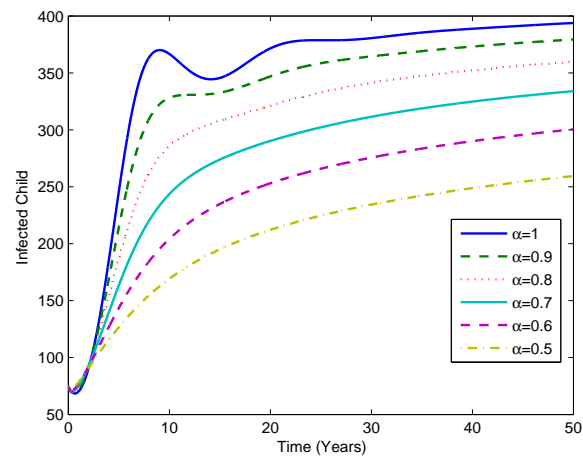
(b)



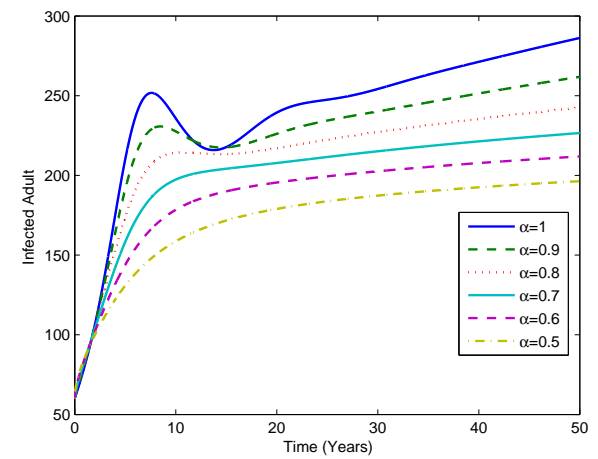
(c)



(d)



(e)

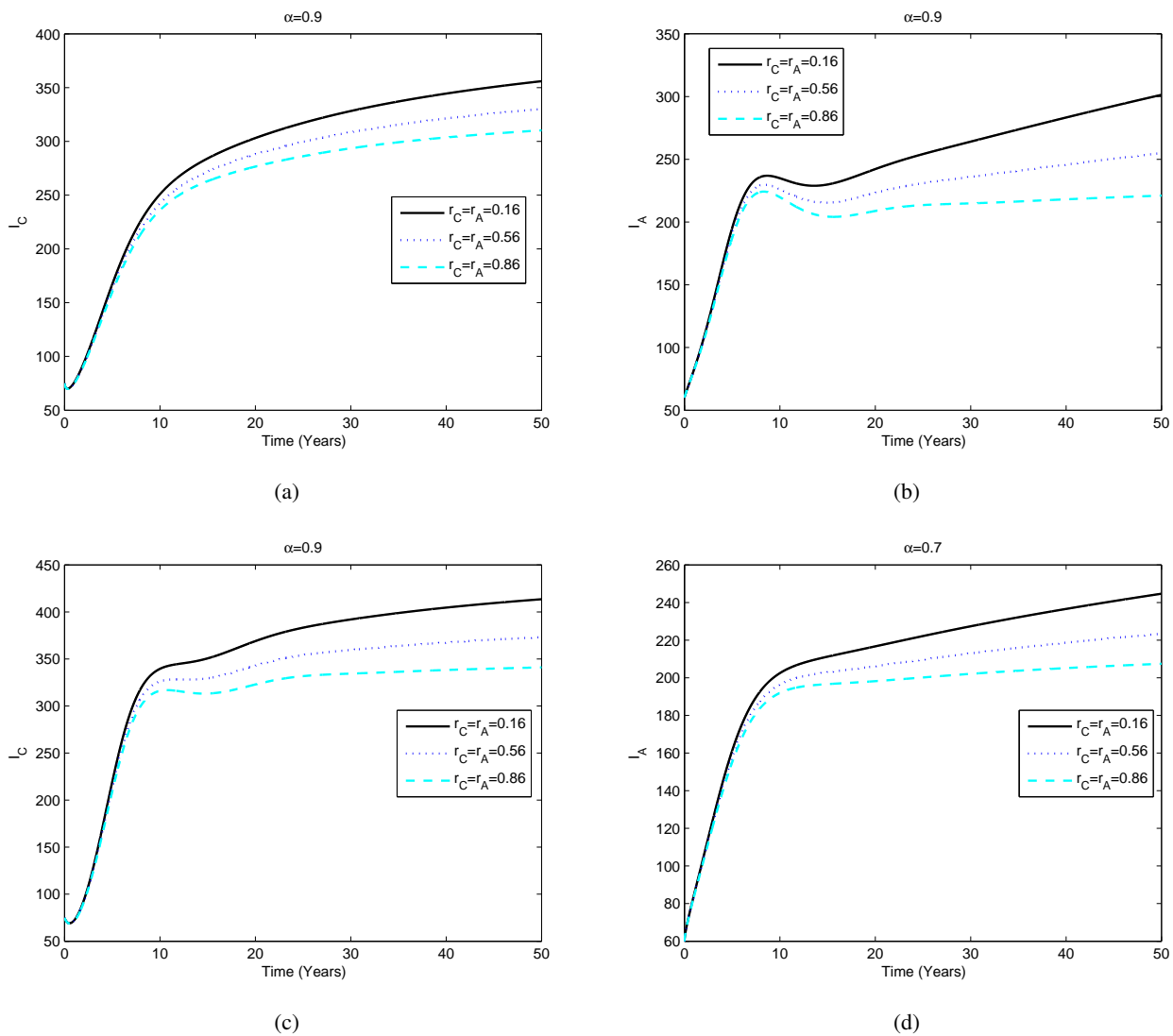


(f)

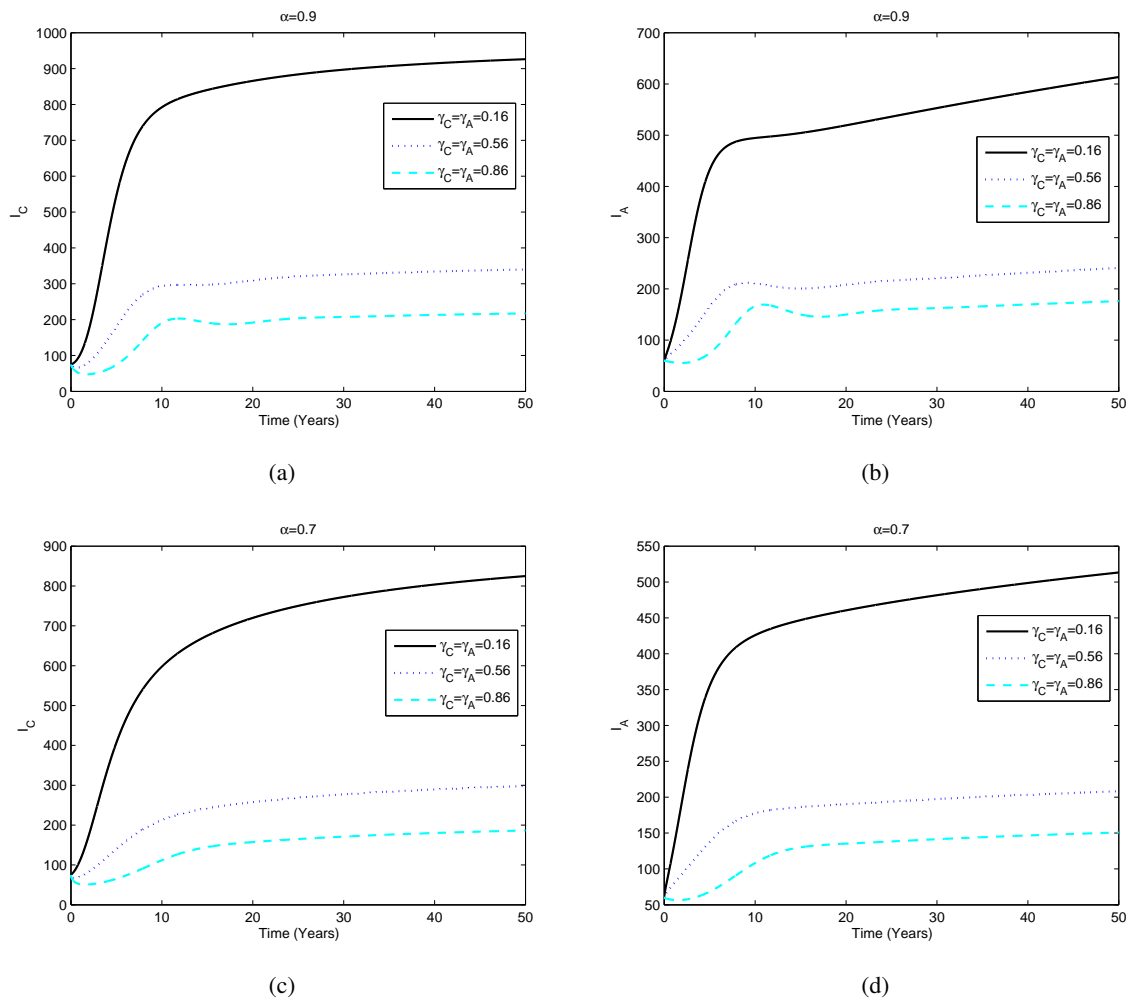
**Figure 2.** Numerical results for Caputo model.



Next, we will see the effect of chemoprophylaxis and treatment on the active TB populations in both children and adults. The numerical simulation is deployed by varying the effectiveness of chemoprophylaxis ( $r_C, r_A$ ) and treatment ( $\gamma_C, \gamma_A$ ). In Figures 3, 4, we display the dynamic of the active TB populations for different values of the efficacy of chemoprophylaxis and treatment. For  $\alpha = 0.9$ , it is shown that the population of the active TB both children and adults have decreased when the efficacy of chemoprophylaxis and treatment have increased. Conversely, when the efficacy of chemoprophylaxis and treatment falls, the population of the active TB both children and adults will rise. The likewise behavior is seen for  $\alpha = 0.7$ . This shows that chemoprophylaxis and treatment were given to patients with latent stage and active TB respectively can reduce the number of TB infection populations of both children and adults.



**Figure 3.** Numerical results for Caputo model with various  $r_C$  and  $r_A$ .



**Figure 4.** Numerical results for Caputo model with various  $\gamma_C$  and  $\gamma_A$ .

**Table 2.** Parameter values for simulations.

Parameter	Value	Ref.	Parameter	Value	Ref.
$\Lambda$	1000	Assumed	$\beta_C$	0.01	[48]
$\beta_A$	0.02	[48]	$\mu$	0.0143	[49]
$g$	$\frac{1}{14}$	[50]	$\gamma_C$	0.5	Assumed
$\gamma_A$	0.5	Assumed	$p_C$	0.4	Assumed
$p_A$	0.3	Assumed	$k_C$	0.005	[49]
$k_A$	0.005	[49]	$r_C$	0.5	Assumed
$r_A$	0.5	Assumed	$d_C$	0.0575	[51]
$d_A$	0.05751	[51]	$d$	0.05751	[51]
$p$	0.3	Assumed	$\beta$	0.02	[48]
$\gamma$	0.5	Assumed	$k$	0.005	[49]
$r$	0.5	Assumed			

Next, we express the model of TB in Atangana-Baleanu derivative where their kernel is non-singular and non-local which best describes the dynamics of real world problem.

## 5. TB model in the Atangana–Baleanu sense

The newly derivative called the Atangana-Baleanu derivative where their kernel is non-local and non singular is considered here to apply on our model presented in (3.1). We follow the definition described above and have the following representation:

$$\begin{aligned}
 {}_0^{ABC}D_t^\alpha S_C &= \Lambda - \beta_C I_A S_C - (g + \mu) S_C, \\
 {}_0^{ABC}D_t^\alpha L_C &= \beta_C(1 - p_C) I_A S_C + \gamma_C I_C - k_C(1 - r_C) L_C - (g + \mu) L_C, \\
 {}_0^{ABC}D_t^\alpha I_C &= \beta_C p_C I_A S_C + k_C(1 - r_C) L_C - \gamma_C I_C - (g + \mu + d_C) I_C, \\
 {}_0^{ABC}D_t^\alpha S_A &= g S_C - \beta_A I_A S_A - \mu S_A, \\
 {}_0^{ABC}D_t^\alpha L_A &= (1 - p_A) \beta_A I_A S_A + g L_C + \gamma_A I_A - k_A(1 - r_A) L_A - \mu L_A, \\
 {}_0^{ABC}D_t^\alpha I_A &= p_A \beta_A I_A S_A + k_A(1 - r_A) L_A + g I_C - (\gamma_A + \mu + d_A) I_A,
 \end{aligned} \tag{5.1}$$

with some appropriate initial conditions. For the TB fractional model in Atangana-Baleanu form is studied further to obtain their existence and uniqueness. We have the following:

### 5.1. The existence and uniqueness of the solution

Here, we display the uniqueness and existence results associated to the AB model (5.1). In order to show the results for the model we follow the results of the fixed-point theory. We first write the (5.1) in the form shown below,

$$\begin{cases}
 {}_0^{ABC}D_t^\alpha u(t) = G(t, u(t)) \\
 u(0) = u_0, \quad 0 < t < T < \infty.
 \end{cases} \tag{5.2}$$

In system (5.2),  $u(t) = (S_C, L_C, I_C, S_A, L_A, I_A)$  is simply a vector having the state variable and  $G$  is therefore a continuous vector function given as

$$G = \begin{pmatrix} G_1 \\ G_2 \\ G_3 \\ G_4 \\ G_5 \\ G_6 \end{pmatrix} = \begin{pmatrix} \Lambda - \beta_C I_A S_C - (g + \mu) S_C \\ \beta_C(1 - p_C) I_A S_C + \gamma_C I_C - k_C(1 - r_C) L_C - (g + \mu) L_C \\ \beta_C p_C I_A S_C + k_C(1 - r_C) L_C - \gamma_C I_C - (g + \mu + d_C) I_C \\ g S_C - \beta_A I_A S_A - \mu S_A \\ (1 - p_A) \beta_A I_A S_A + g L_C + \gamma_A I_A - k_A(1 - r_A) L_A - \mu L_A \\ p_A \beta_A I_A S_A + k_A(1 - r_A) L_A + g I_C - (\gamma_A + \mu + d_A) I_A \end{pmatrix}$$

and  $u_0(t) = (S_C(0), L_C(0), I_C(0), S_A(0), L_A(0), I_A(0))$  representing the state variables initial conditions in vector form. The above function namely,  $G$  satisfies the condition of Lipschitz continuity and can be described as below:

$$\|G(t, u_1(t)) - G(t, u_2(t))\| \leq M \|u_1(t) - u_2(t)\|. \tag{5.3}$$

The following result is provided in order to show the model existence and their solution as well as uniqueness for the model (5.1).

**Theorem 5.1.** (Existence and uniqueness) *The model given by (5.2) has the unique solution provided that the following condition satisfy,*

$$\frac{(1-\alpha)}{ABC(\alpha)}M + \frac{\alpha}{ABC(\alpha)\Gamma(\alpha)}T_{\max}^{\alpha}M < 1. \quad (5.4)$$

*Proof.* To prove the above statement, we need to use the fractional integral associated to the Atangana-Baleanu model given by (2.4). The application of this integral on (5.2), leads to the following non-linear voltera integral equation:

$$u(t) = u_0 + \frac{(1-\alpha)}{ABC(\alpha)}G(t, u(t)) + \frac{\alpha}{ABC(\alpha)\Gamma(\alpha)} \int_0^t (t-\varepsilon)^{\alpha-1} G(\varepsilon, u(\varepsilon)) d\varepsilon. \quad (5.5)$$

We assure that  $J = (0, T)$  and take into consideration the operator  $\phi : C(J, \mathbb{R}^6) \rightarrow C(J, \mathbb{R}^6)$  defined by

$$\phi [u(t)] = u_0 + \frac{(1-\alpha)}{ABC(\alpha)}G(t, u(t)) + \frac{\alpha}{ABC(\alpha)\Gamma(\alpha)} \int_0^t (t-\varepsilon)^{\alpha-1} G(\varepsilon, u(\varepsilon)) d\varepsilon. \quad (5.6)$$

Equation (5.5) turns to

$$u(t) = \phi [u(t)]. \quad (5.7)$$

The supremum norm on  $J$ ,  $\|\cdot\|_J$  is  $\|u(t)\|_J = \sup_{t \in J} \|u(t)\|$ ,  $u(t) \in C$ .

Obviously,  $C(J, \mathbb{R}^6)$  along the norm  $\|\cdot\|_J$  present a Banach space. Additionally, we can demonstrate simply the following inequality

$$\left\| \int_0^t D(t, \varepsilon) u(\varepsilon) d\varepsilon \right\| \leq T \|D(t, \varepsilon)\|_J \|u(t)\|_J. \quad (5.8)$$

with  $u(t) \in C(J, \mathbb{R}^6)$ ,  $D(t, \varepsilon) \in C(J^2, \mathbb{R})$ .

In a way that

$$\|D(t, \varepsilon)\|_J = \sup_{t, \varepsilon \in J} |D(t, \varepsilon)|.$$

Applying the definition of  $\phi$  stated in (5.7), we derive

$$\begin{aligned} \|\phi [u_1(t)] - \phi [u_2(t)]\|_J &\leq \left\| \frac{(1-\alpha)}{ABC(\alpha)}G(t, u_1(t)) - G(t, u_2(t)) + \frac{\alpha}{ABC(\alpha)\Gamma(\alpha)} \right. \\ &\quad \times \left. \int_0^t (t-\varepsilon)^{\alpha-1} (G(\varepsilon, u_1(\varepsilon)) - G(\varepsilon, u_2(\varepsilon))) d\varepsilon \right\|. \end{aligned}$$

Furthermore, using the principles of triangular inequality and Lipschitz condition stated in (5.3) couple with the results in (5.8) we get the following after some algebraic simplification.

$$\|\phi [u_1(t)] - \phi [u_2(t)]\|_J \leq \left( \frac{(1-\alpha)}{ABC(\alpha)}M + \frac{\alpha}{ABC(\alpha)\Gamma(\alpha)}MT_{\max}^{\alpha} \right) \|u_1(t) - u_2(t)\|_J.$$

Thus, we eventually have

$$\|\phi [u_1(t)] - \phi [u_2(t)]\|_J \leq \beta \|u_1(t) - u_2(t)\|_J,$$

where

$$\beta = \frac{(1 - \alpha)}{ABC(\alpha)}M + \frac{\alpha}{ABC(\alpha)\Gamma(\alpha)}MT_{\max}^{\alpha}.$$

Therefore, the operator  $\phi$  will become a contraction if condition (5.4) holds on  $C(J, \mathbb{R}^6)$ . As a result of Banach fixed point theorem, system (5.2) possesses a unique solution.  $\square$

## 5.2. Numerical scheme for the Atangana - Baleanu model

This section derive the numerical scheme of the TB model in the ABC form which given by Eq. (5.1) using the method in [52] by using Adams-Bashforth method. By using the same procedure in [52], we write (5.1) to the following

$$\begin{aligned} {}_0^{ABC}D_t^{\alpha}S_C &= G_1(t, S_C, L_C, I_C, S_A, L_A, I_A) \\ {}_0^{ABC}D_t^{\alpha}L_C &= G_2(t, S_C, L_C, I_C, S_A, L_A, I_A), \\ {}_0^{ABC}D_t^{\alpha}I_C &= G_3(t, S_C, L_C, I_C, S_A, L_A, I_A), \\ {}_0^{ABC}D_t^{\alpha}S_A &= G_4(t, S_C, L_C, I_C, S_A, L_A, I_A), \\ {}_0^{ABC}D_t^{\alpha}L_A &= G_5(t, S_C, L_C, I_C, S_A, L_A, I_A), \\ {}_0^{ABC}D_t^{\alpha}I_A &= G_6(t, S_C, L_C, I_C, S_A, L_A, I_A). \end{aligned} \quad (5.9)$$

By utilizing the fundamental theorem of fractional calculus, we convert (5.9) to fractional

$$\begin{aligned} S_C(t) - S_C(0) &= \frac{(1 - \alpha)}{ABC(\alpha)}G_1(t, S_C) + \frac{\alpha}{ABC(\alpha)\Gamma(\alpha)} \int_0^t (t - \varepsilon)^{\alpha-1} G_1(\varepsilon, S_C) d\varepsilon, \\ L_C(t) - L_C(0) &= \frac{(1 - \alpha)}{ABC(\alpha)}G_2(t, L_C) + \frac{\alpha}{ABC(\alpha)\Gamma(\alpha)} \int_0^t (t - \varepsilon)^{\alpha-1} G_2(\varepsilon, L_C) d\varepsilon, \\ I_C(t) - I_C(0) &= \frac{(1 - \alpha)}{ABC(\alpha)}G_3(t, I_C) + \frac{\alpha}{ABC(\alpha)\Gamma(\alpha)} \int_0^t (t - \varepsilon)^{\alpha-1} G_3(\varepsilon, I_C) d\varepsilon, \\ S_A(t) - S_A(0) &= \frac{(1 - \alpha)}{ABC(\alpha)}G_4(t, S_A) + \frac{\alpha}{ABC(\alpha)\Gamma(\alpha)} \int_0^t (t - \varepsilon)^{\alpha-1} G_4(\varepsilon, S_A) d\varepsilon, \\ L_A(t) - L_A(0) &= \frac{(1 - \alpha)}{ABC(\alpha)}G_5(t, L_C) + \frac{\alpha}{ABC(\alpha)\Gamma(\alpha)} \int_0^t (t - \varepsilon)^{\alpha-1} G_5(\varepsilon, L_A) d\varepsilon, \\ I_A(t) - I_A(0) &= \frac{(1 - \alpha)}{ABC(\alpha)}G_6(t, I_A) + \frac{\alpha}{ABC(\alpha)\Gamma(\alpha)} \int_0^t (t - \varepsilon)^{\alpha-1} G_6(\varepsilon, I_A) d\varepsilon. \end{aligned} \quad (5.10)$$

At  $t = t_{n+1}$ ,  $n = 0, 1, 2, \dots$ , we have

$$\begin{aligned} S_C(t_{n+1}) - S_C(0) &= \frac{(1 - \alpha)}{ABC(\alpha)}G_1(t_n, S_C) + \frac{\alpha}{ABC(\alpha)\Gamma(\alpha)} \sum_{j=0}^n \int_{t_j}^{t_{j+1}} (t_{n+1} - \varepsilon)^{\alpha-1} G_1(\varepsilon, S_C) d\varepsilon, \\ L_C(t_{n+1}) - L_C(0) &= \frac{(1 - \alpha)}{ABC(\alpha)}G_2(t_n, L_C) + \frac{\alpha}{ABC(\alpha)\Gamma(\alpha)} \sum_{j=0}^n \int_{t_j}^{t_{j+1}} (t_{n+1} - \varepsilon)^{\alpha-1} G_2(\varepsilon, L_C) d\varepsilon, \end{aligned}$$

$$\begin{aligned}
I_C(t_{n+1}) - I_C(0) &= \frac{(1-\alpha)}{ABC(\alpha)} G_3(t_n, I_C) + \frac{\alpha}{ABC(\alpha)\Gamma(\alpha)} \sum_{j=0}^n \int_{t_j}^{t_{j+1}} (t_{n+1} - \varepsilon)^{\alpha-1} G_3(\varepsilon, I_C) d\varepsilon, \quad (5.11) \\
S_A(t_{n+1}) - S_A(0) &= \frac{(1-\alpha)}{ABC(\alpha)} G_4(t_n, S_A) + \frac{\alpha}{ABC(\alpha)\Gamma(\alpha)} \sum_{j=0}^n \int_{t_j}^{t_{j+1}} (t_{n+1} - \varepsilon)^{\alpha-1} G_4(\varepsilon, S_A) d\varepsilon, \\
L_A(t_{n+1}) - L_A(0) &= \frac{(1-\alpha)}{ABC(\alpha)} G_5(t_n, L_A) + \frac{\alpha}{ABC(\alpha)\Gamma(\alpha)} \sum_{j=0}^n \int_{t_j}^{t_{j+1}} (t_{n+1} - \varepsilon)^{\alpha-1} G_5(\varepsilon, L_A) d\varepsilon, \\
I_A(t_{n+1}) - I_A(0) &= \frac{(1-\alpha)}{ABC(\alpha)} G_6(t_n, I_A) + \frac{\alpha}{ABC(\alpha)\Gamma(\alpha)} \sum_{j=0}^n \int_{t_j}^{t_{j+1}} (t_{n+1} - \varepsilon)^{\alpha-1} G_6(\varepsilon, I_A) d\varepsilon.
\end{aligned}$$

The integral in Eq. (5.11) is approximated through the two-point interpolation polynomial. Hence, we have the iterative scheme for the TB model (5.1). After some calculations, we finally obtain the approximation solution as

$$\begin{aligned}
S_C(t_{n+1}) &= S_C(0) + \frac{(1-\alpha)}{ABC(\alpha)} G_1(t_n, S_C) \\
&+ \frac{\alpha}{ABC(\alpha)} \sum_{j=0}^n \left( \frac{h^\alpha G_1(t_j, S_C)}{\Gamma(\alpha+2)} ((n+1-j)^\alpha (n-j+2+\alpha) \right. \\
&\left. - (n-j)^\alpha (n-j+2+2\alpha)) - \frac{h^\alpha G_1(t_{j-1}, S_C)}{\Gamma(\alpha+2)} ((n+1-j)^{\alpha+1} - (n-j)^\alpha (n-j+1+\alpha)) \right),
\end{aligned}$$

$$\begin{aligned}
L_C(t_{n+1}) &= L_C(0) + \frac{(1-\alpha)}{ABC(\alpha)} G_2(t_n, L_C) \\
&+ \frac{\alpha}{ABC(\alpha)} \sum_{j=0}^n \left( \frac{h^\alpha G_2(t_j, L_C)}{\Gamma(\alpha+2)} ((n+1-j)^\alpha (n-j+2+\alpha) \right. \\
&\left. - (n-j)^\alpha (n-j+2+2\alpha)) - \frac{h^\alpha G_2(t_{j-1}, L_C)}{\Gamma(\alpha+2)} ((n+1-j)^{\alpha+1} - (n-j)^\alpha (n-j+1+\alpha)) \right),
\end{aligned}$$

$$\begin{aligned}
I_C(t_{n+1}) &= I_C(0) + \frac{(1-\alpha)}{ABC(\alpha)} G_3(t_n, I_C) \\
&+ \frac{\alpha}{ABC(\alpha)} \sum_{j=0}^n \left( \frac{h^\alpha G_3(t_j, I_C)}{\Gamma(\alpha+2)} ((n+1-j)^\alpha (n-j+2+\alpha) \right. \\
&\left. - (n-j)^\alpha (n-j+2+2\alpha)) - \frac{h^\alpha G_3(t_{j-1}, I_C)}{\Gamma(\alpha+2)} ((n+1-j)^{\alpha+1} - (n-j)^\alpha (n-j+1+\alpha)) \right),
\end{aligned}$$

$$\begin{aligned}
S_A(t_{n+1}) &= S_A(0) + \frac{(1-\alpha)}{ABC(\alpha)} G_4(t_n, S_A) \\
&+ \frac{\alpha}{ABC(\alpha)} \sum_{j=0}^n \left( \frac{h^\alpha G_4(t_j, S_A)}{\Gamma(\alpha+2)} ((n+1-j)^\alpha (n-j+2+\alpha) \right.
\end{aligned}$$

$$-(n-j)^\alpha(n-j+2+2\alpha) - \frac{h^\alpha G_4(t_{j-1}, S_A)}{\Gamma(\alpha+2)}((n+1-j)^{\alpha+1} - (n-j)^\alpha(n-j+1+\alpha)),$$

$$\begin{aligned} L_A(t_{n+1}) &= L_A(0) + \frac{(1-\alpha)}{ABC(\alpha)} G_5(t_n, L_A) \\ &+ \frac{\alpha}{ABC(\alpha)} \sum_{j=0}^n \left( \frac{h^\alpha G_5(t_j, L_A)}{\Gamma(\alpha+2)} ((n+1-j)^\alpha(n-j+2+\alpha) \right. \\ &\left. -(n-j)^\alpha(n-j+2+2\alpha) - \frac{h^\alpha G_5(t_{j-1}, L_A)}{\Gamma(\alpha+2)}((n+1-j)^{\alpha+1} - (n-j)^\alpha(n-j+1+\alpha)) \right), \end{aligned}$$

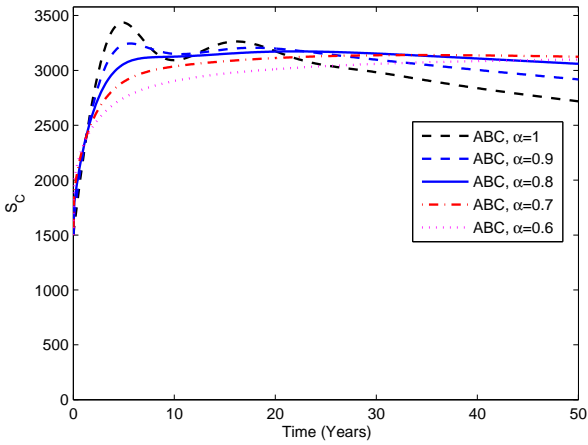
$$\begin{aligned} I_A(t_{n+1}) &= I_A(0) + \frac{(1-\alpha)}{ABC(\alpha)} G_6(t_n, I_A) \\ &+ \frac{\alpha}{ABC(\alpha)} \sum_{j=0}^n \left( \frac{h^\alpha G_6(t_j, I_A)}{\Gamma(\alpha+2)} ((n+1-j)^\alpha(n-j+2+\alpha) \right. \\ &\left. -(n-j)^\alpha(n-j+2+2\alpha) - \frac{h^\alpha G_6(t_{j-1}, I_A)}{\Gamma(\alpha+2)}((n+1-j)^{\alpha+1} - (n-j)^\alpha(n-j+1+\alpha)) \right). \end{aligned}$$

Next, we present the simulation result of the TB model (5.1) using the numerical scheme.

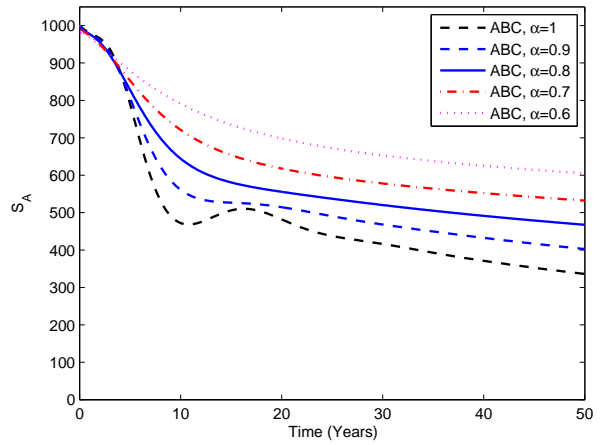
### 5.3. Numerical simulation of Atangana-Baleanu model

This section provides the simulation results of Atangana-Baleanu model (5.1) using the iterative scheme obtained in (5.12). The parameter values listed in Table 2 are for obtaining the numerical results 2. The simulation results are shown in Figure 5 by considering different values of  $\alpha = 1, 0.9, 0.8, 0.7$  and  $0.6$ . In Figure 5, we can see that by decreasing the values of  $\alpha$ , the population of infected compartments decreases, while the susceptible population increase.

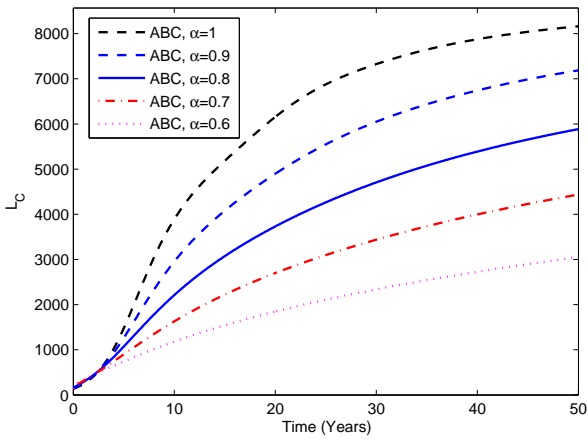
In Figures 6 and 7, we present the effect of the efficacy of chemoprophylaxis ( $r_C$  and  $r_A$ ) and treatment ( $\gamma_C, \gamma_A$ ) on the TB transmission for different values of  $\alpha$ . From Figure 6, it can be seen that as the chemoprophylaxis strategy increase, the infected TB in both children and adults population decrease. From Figure 7, it is shown that as the treatment strategy increase, the infected TB in both children and adults population decrease significantly.



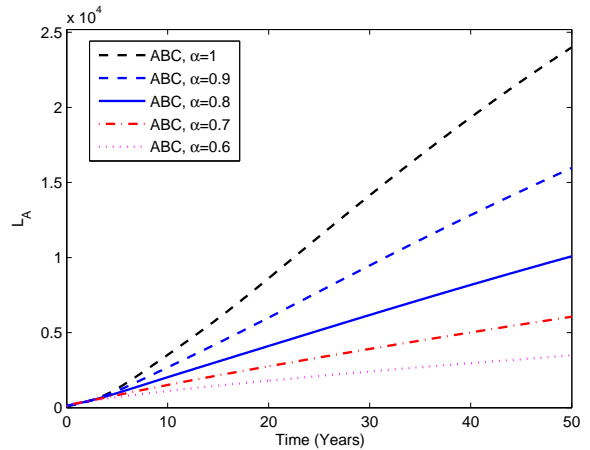
(a)



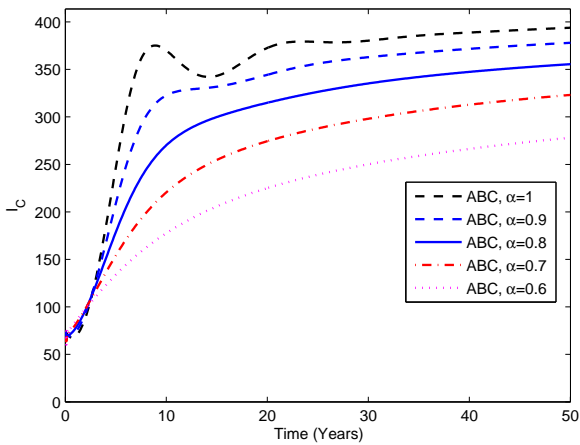
(b)



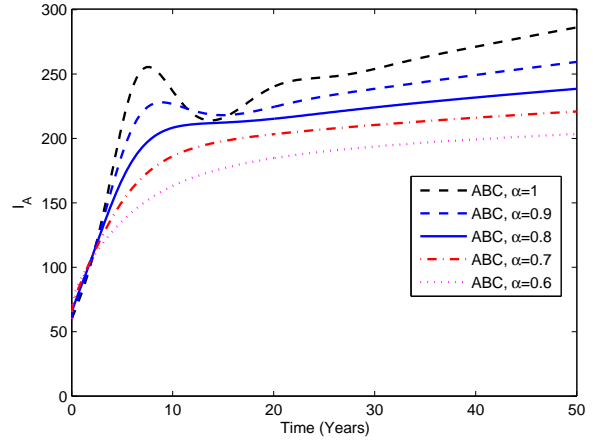
(c)



(d)



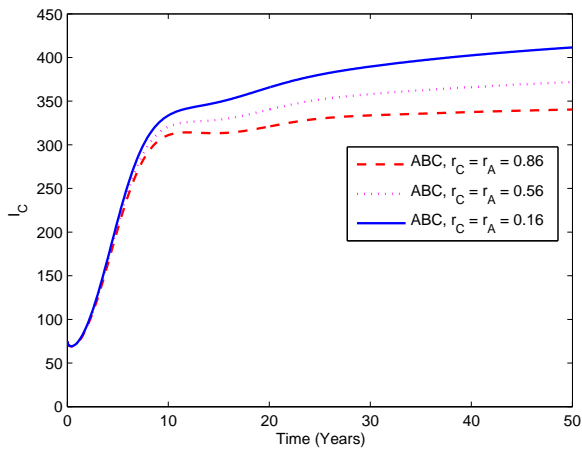
(e)



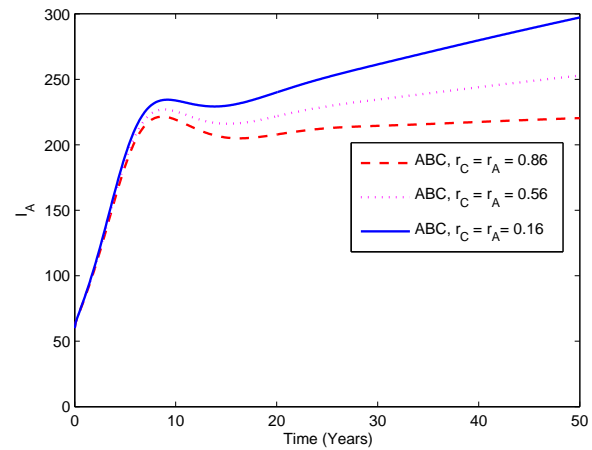
(f)

Figure 5. Numerical results for ABC model.

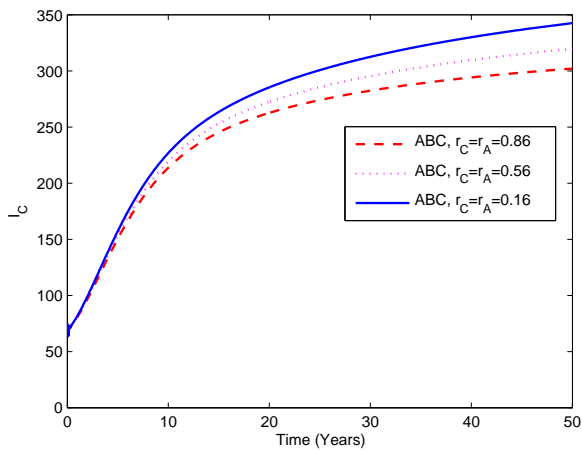




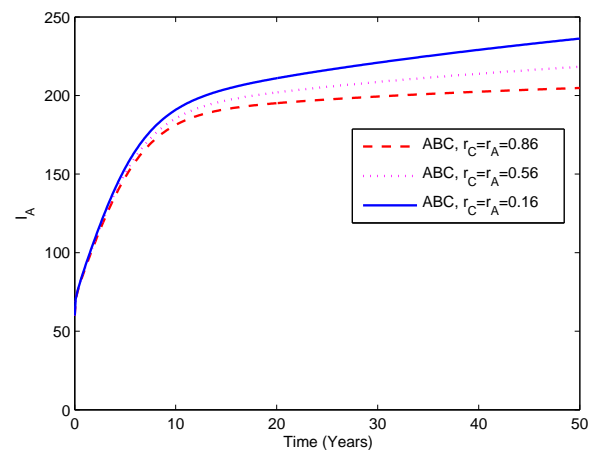
(a)



(b)

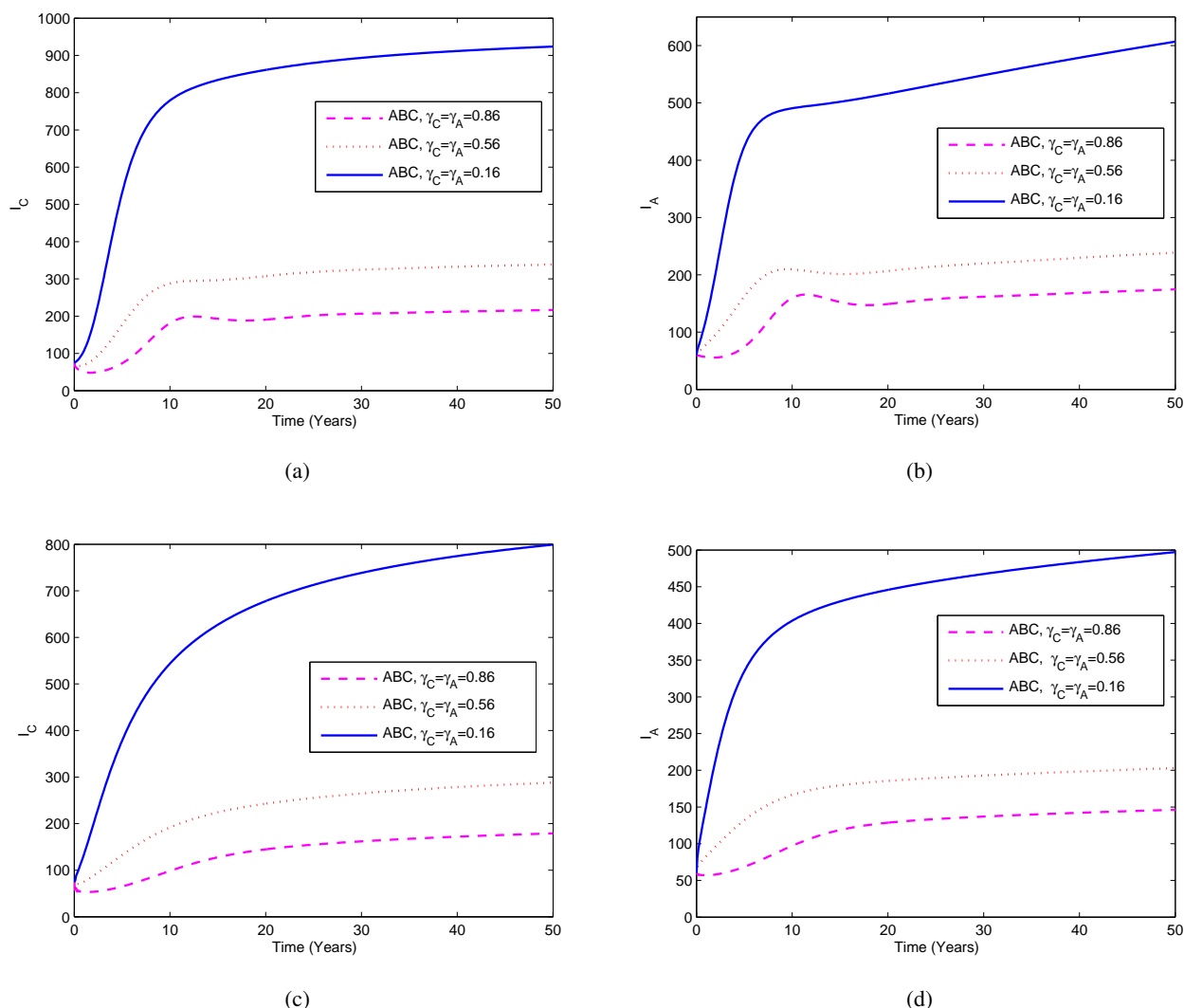


(c)



(d)

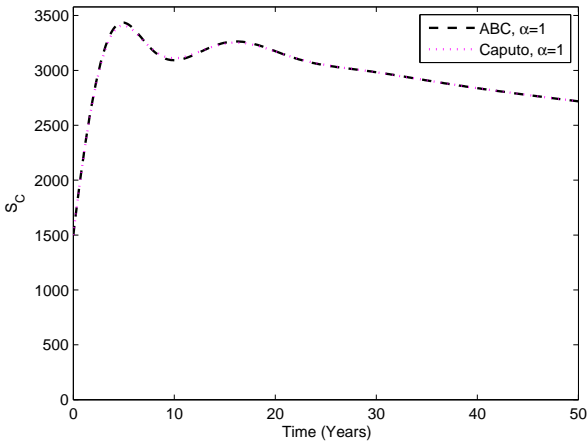
**Figure 6.** Numerical results of infected TB with various  $r_C$  and  $r_A$ , (a–b) for  $\alpha = 0.9$ ; (c–d) for  $\alpha = 0.7$ .



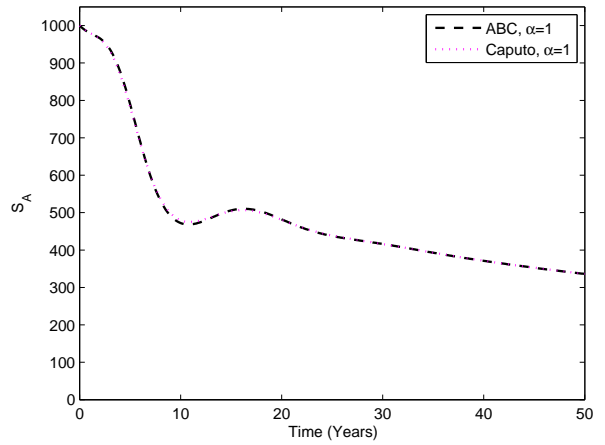
**Figure 7.** Numerical results of infected TB with various  $\gamma_C$  and  $\gamma_A$ , (a–b) for  $\alpha = 0.9$ ; (c–d) for  $\alpha = 0.7$ .

## 6. Comparison of operators

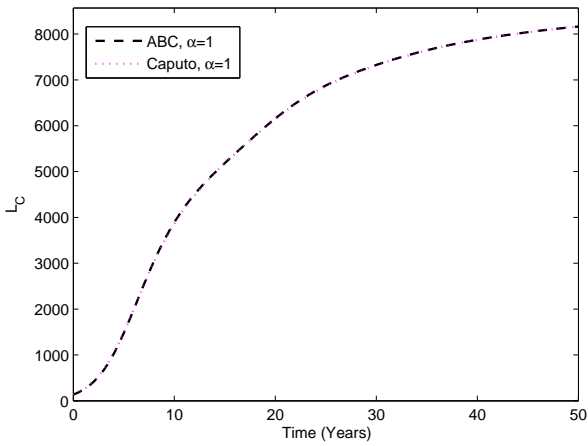
This present section demonstrates the comparison of the Caputo and Atangana-Baleanu operators graphically. The parameter values used in these simulations are given in Table 2. In order to have a comparison of these two operators we considered many values of  $\alpha = 1, 0.7, 0.5, 0.3$  and the results were displayed Figures 8–11. It can be seen in Figures 8–11 that there exists a significant difference in the dynamical behavior of the TB infected population when the values of  $\alpha$  decrease within both fractional operators. From these figures, we see that Atangana-Baleanu derivative give faster decreases in the results compare to the Caputo derivative when the fractional order parameter decrease for the reduction of TB infection. This comparison section demonstrate the effectiveness of the Atangana-Baleanu derivative over the Caputo derivative.



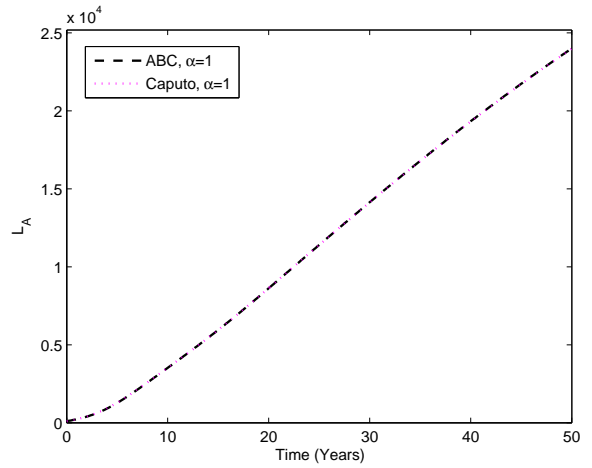
(a)



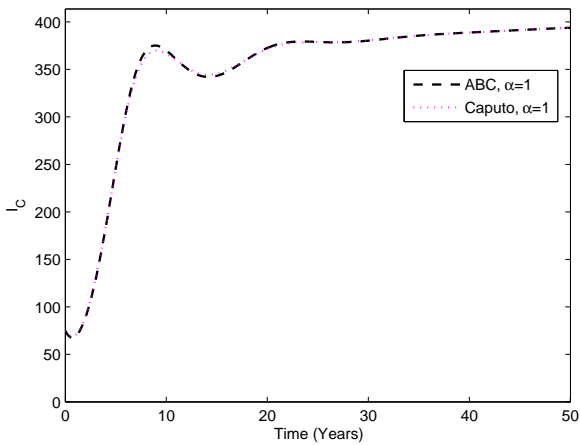
(b)



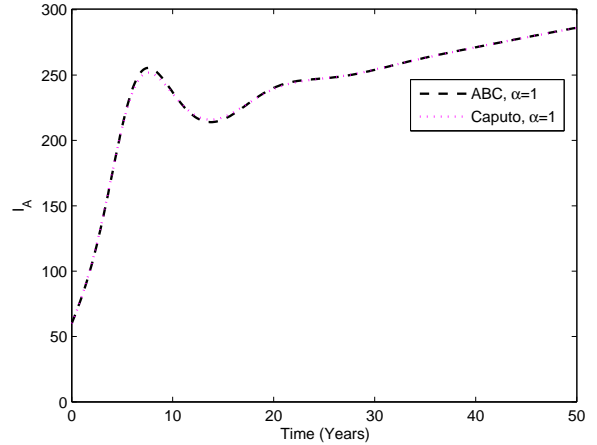
(c)



(d)

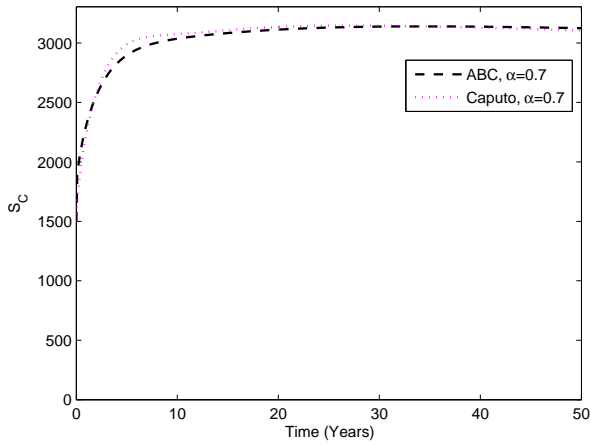


(e)

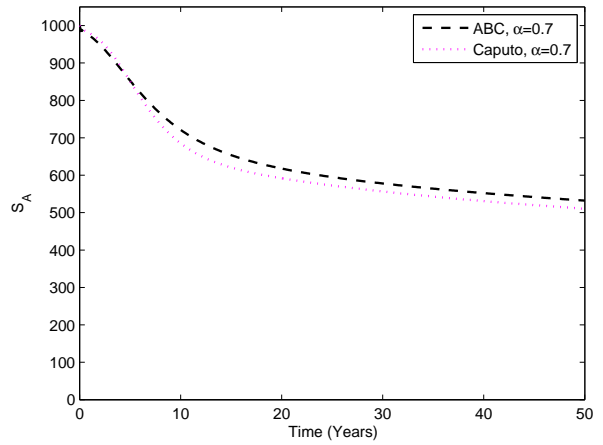


(f)

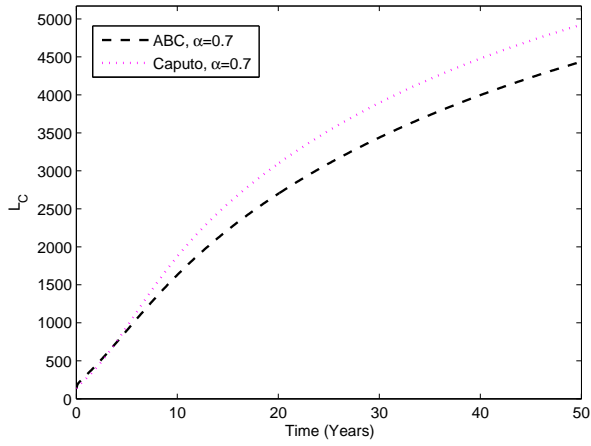
**Figure 8.** Comparison results of Caputo and ABC derivative with  $\alpha = 1$ .



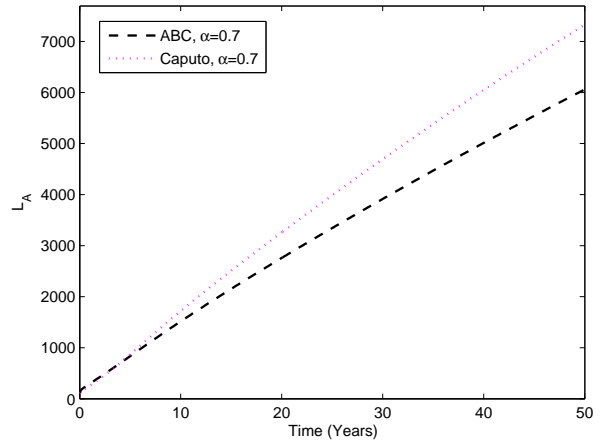
(a)



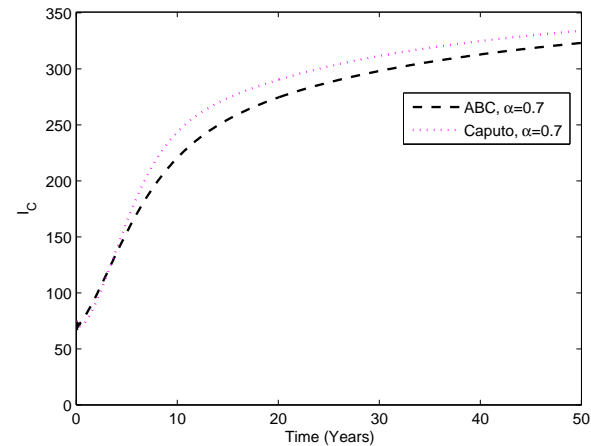
(b)



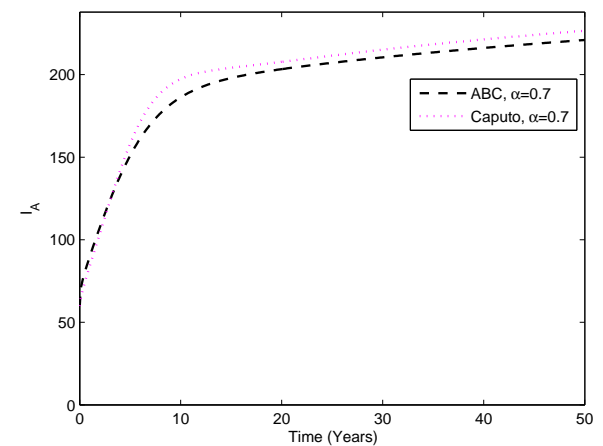
(c)



(d)

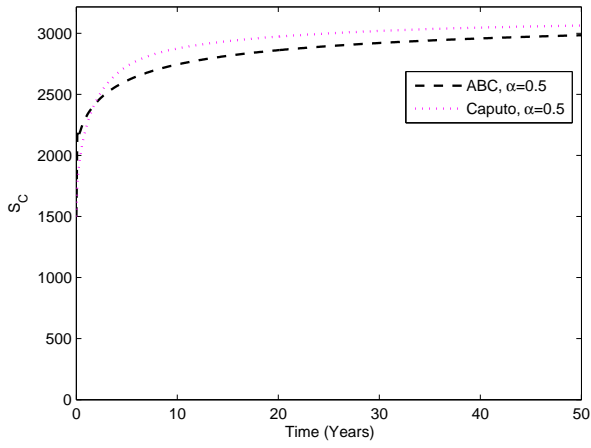


(e)

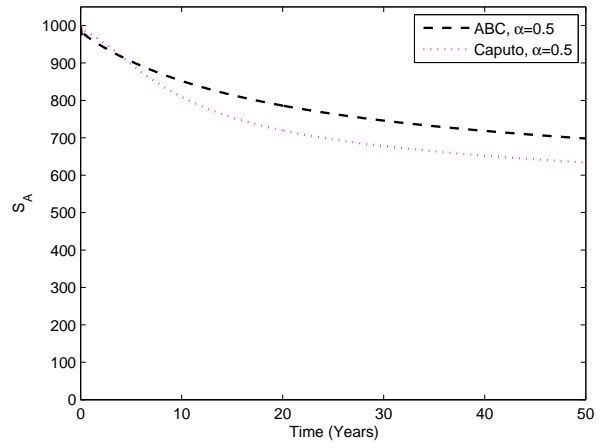


(f)

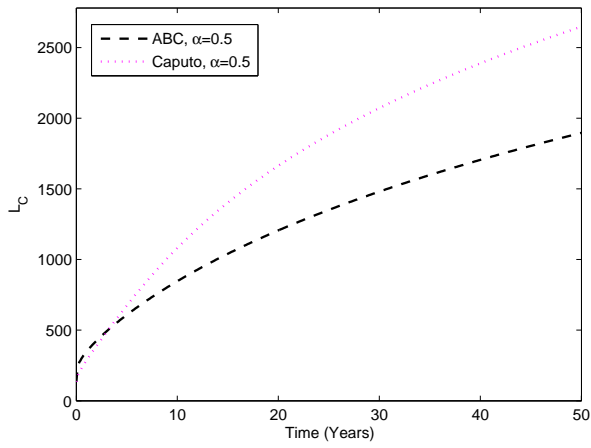
**Figure 9.** Comparison results of Caputo and ABC derivative with  $\alpha = 0.7$ .



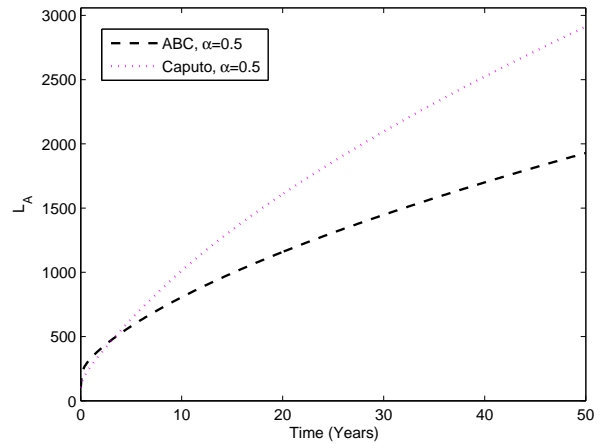
(a)



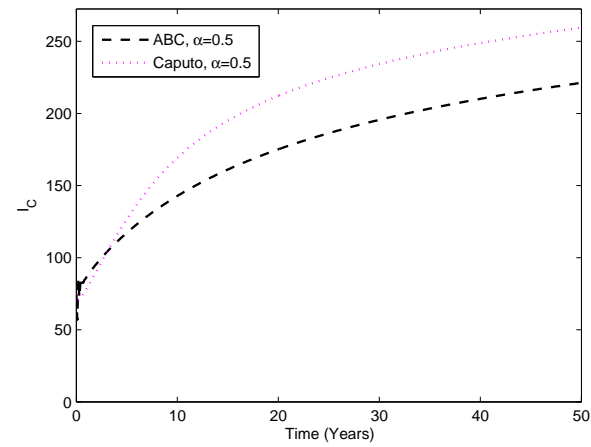
(b)



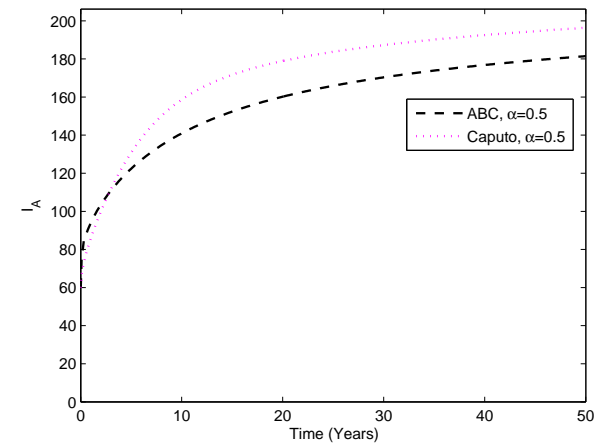
(c)



(d)

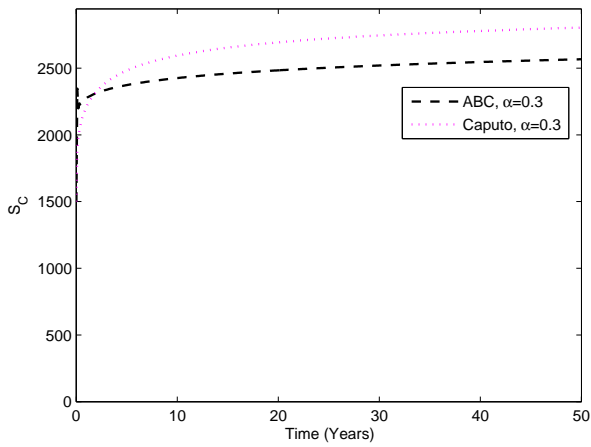


(e)

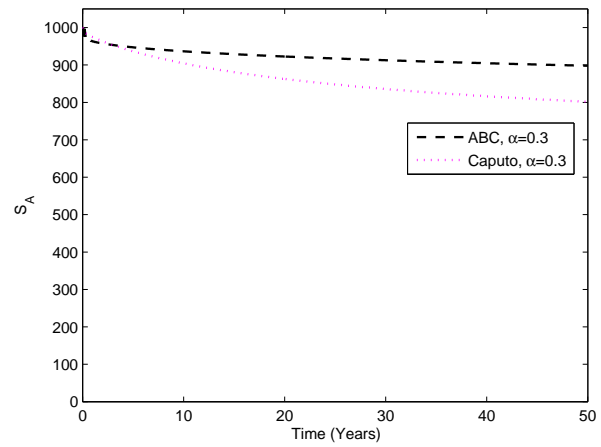


(f)

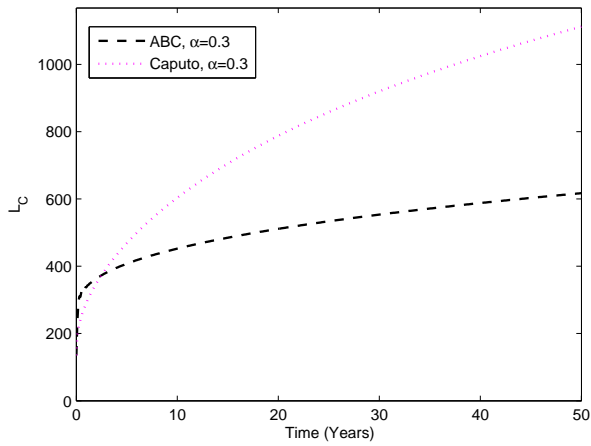
**Figure 10.** Comparison results of Caputo and ABC derivative with  $\alpha = 0.5$ .



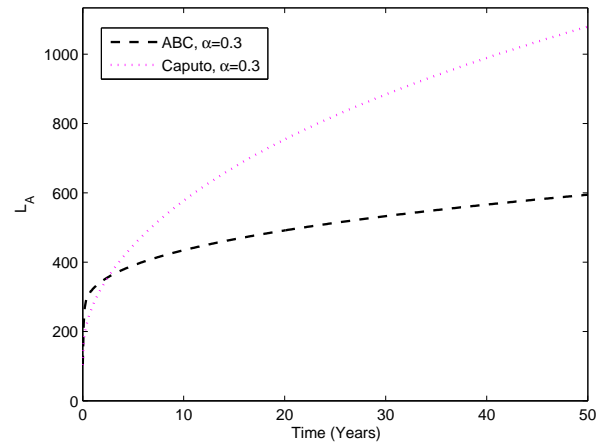
(a)



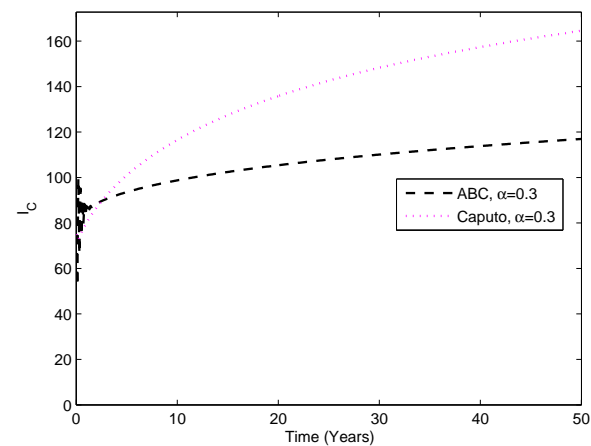
(b)



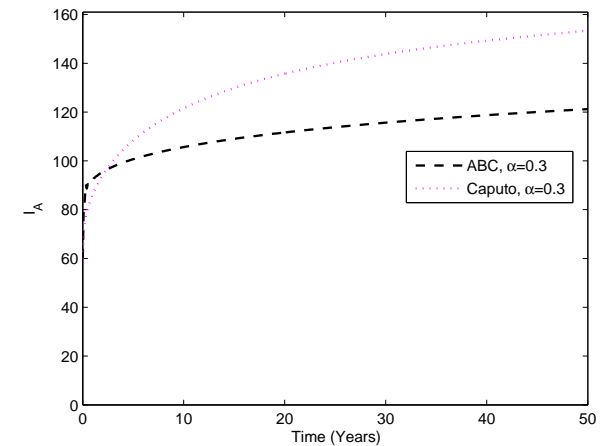
(c)



(d)



(e)



(f)

**Figure 11.** Comparison results of Caputo and ABC derivative with  $\alpha = 0.3$ .

## 7. Conclusion

The findings reported here shed new light on the fractional-order model with Caputo and Atangana-Baleanu derivative to investigate the spread of TB with children and adults population. Brief mathematical results for the TB model are investigated. The basic reproduction number of the Caputo model and its equilibrium are obtained and presented the results. Each model is studied independently in the fractional operators of Caputo and Atangana-Baleanu. We then performed the numerical simulations of the Caputo model type for different values of the fractional-order using the predictor-corrector method. Then, we apply the fractional Atangana-Baleanu operator to the model and analyzed and obtained the associated results. We proved the uniqueness and existence of the Atangana-Baleanu model. The numerical simulation of the Atangana-Baleanu model was conducted using the Adams–Bashforth scheme. We further presented the graphical results of Atangana-Baleanu model for various fractional order parameters. A comparison of the proposed operators graphically presented. These graphical results for comparison show that the Atangana-Baleanu results are more appropriate for the better decrease in infection while the Caputo is less. We conclude from graphical results that increasing chemoprophylaxis and treatment rates then the TB infective both children and adult cases can be reduced. The graphical results show that a decrease in fractional order parameter causes a significant decrease in the infective TB population. Therefore, the present work is a novel analysis on the TB dynamics and will be more useful for the readers and public health authorities. In future work the TB age fractional model can be considered in the light of fractional impulse model and the results can be compared with non-impulse TB model, stated in [53–55]. This is important because the impulse effect is attracting the receiving considerable attention and eliciting widespread interest in epidemiological models.

## Acknowledgements

Part of this research is financially supported by Universitas Airlangga 2018.

## Conflict of interest

All authors declare no conflict of interest.

## References

1. World Health Organization, *Anti-tuberculosis Drug Resistance in the World: Third Global Report*, No. WHO / HTM / TB / 2004. 343, World Health Organization, 2004.
2. J. Cohen, *Extensively drug-resistant TB gets foothold in South Africa*, *Science* **313** (2006), 1554.
3. L. B. Reichman, J. H. Tanne, *Timebomb: The Global Epidemic of Multi-Drug Resistant Tuberculosis*, 2002.
4. Y. Zhou, K. Khan, Z. Feng, et al. *Projection of tuberculosis incidence with increasing immigration trends*, *J. Theor. Biol.*, **254** (2008), 215–228.
5. P. Rodrigues, M. G. M. Gomes, C. Rebelo, *Drug resistance in tuberculosis: a reinfection model*, *Theor. Popul. Biol.*, **71** (2007), 196–212.

6. N. Blaser, C. Zahnd, S. Hermans, et al. *Tuberculosis in Cape Town: an age-structured transmission model*, *Epidemics*, **14** (2016), 54–61.
7. C. P. Bhunu, W. Garira, Z. Mukandavire, et al. *Tuberculosis transmission model with chemoprophylaxis and treatment*, *B. Math. Biol.*, **70** (2008), 1163–1191.
8. Centers for Disease Control and Prevention, *TB in Children in the United States*, CDC, 2014. Available from:  
<https://www.cdc.gov/tb/topic/populations/tbinchildren/default.htm>.
9. S. M. Blower, P. M. Small, P. C. Hopewell, *Control strategies for tuberculosis epidemics: new models for old problems*, *Science*, **273** (1996), 497–500.
10. Fatmawati, H. Tasman, *An optimal treatment control of TB-HIV coinfection*, *International Journal of Mathematics and Mathematical Sciences*, **2016** (2016).
11. R. I. Hickson, G. N. Mercer, K. M. Lokuge, *A metapopulation model of tuberculosis transmission with a case study from high to low burden areas*, *PLoS One*, **7** (2012).
12. R. M. G. J. Houben, T. Sumner, A. D. Grant, et al. *Ability of preventive therapy to cure latent Mycobacterium tuberculosis infection in HIV-infected individuals in high-burden settings*, *P. Natl. A. Sci.*, **111** (2014), 5325–5330.
13. R. Kaplan, J. Caldwell, K. Middelkoop, et al. *Impact of ART on TB case fatality stratified by CD4 count for HIV-positive TB patients in Cape Town, South Africa (2009-2011)*, *J. Acq. Imm. Def.*, **66** (2014), 487–494.
14. Fatmawati, U. D. Purwati, F. Riyudha, et al. *Optimal control of a discrete age-structured model for tuberculosis transmission*, *Heliyon*, **6** (2020).
15. S. G. Samko, A. A. Kilbas, O. I. Marichev, *Fractional Integrals and Derivatives: Theory and Applications*, Gordon and Breach Science Publishers, 1993.
16. I. Podlubny, *Fractional Differential Equations*, Academic Press, San Diego, California, USA, 1999.
17. T. Sardar, S. Rana, J. Chattopadhyay, *A mathematical model of dengue transmission with memory*, *Commun. Nonlinear Sci.*, **22** (2015), 511–525.
18. J. Huo, H. Zhao, L. Zhu, *The effect on backward bifurcation in a fractional order HIV model*, *Nonlinear Analysis : Real World Applications*, **26** (2015), 289–305.
19. M. Saeedian, M. Khalighi, N. Azimi-Tafreshi, et al. *Memory effects on epidemic evolution: the susceptible-infected-recovered epidemic model*, *Phys. Rev. E.*, **95** (2017).
20. C. M. A. Pinto, A. R. M. Carvalho, *The HIV/TB coinfection severity in the presence of TB multi-drug resistant strains*, *Ecol. Complex.*, **32** (2017), 1–20.
21. Fatmawati, E. M. Shaiful, M. I. Utoyo, *A fractional order model for HIV dynamics in a two-sex population*, *International Journal of Mathematics and Mathematical Sciences*, **2018** (2018).
22. G. C. Wu, Z. G. Deng, D. Baleanu, et al. *New variable-order fractional chaotic systems for fast image encryption*, *Chaos: An Interdisciplinary Journal of Nonlinear Science*, **29** (2019).
23. G. C. Wu, T. Abdeljawad, J. Liu, et al. *Mittag-Leffler stability analysis of fractional discrete-time neural networks via fixed point technique*, *Nonlinear Analysis: Modelling and Control*, **24** (2019), 919–936.



24. G. C. Wu, D. Q. Zeng, D. Baleanu, *Fractional impulsive differential equations: Exact solutions, integral equations and short memory case*, *Frac. Calc. Appl. Anal.*, **22** (2019), 180–192.
25. M. Itik, S. P. Banks, *Chaos in a three-dimensional cancer model*, *Int. J. Bifurcat. Chaos*, **20** (2010), 71–79.
26. M. Caputo, M. Fabrizio, *A new definition of fractional derivative without singular kernel*, *Progr. Fract. Differ. Appl.*, **1** (2015), 1–13.
27. M. Caputo, M. Fabrizio, *On the notion of fractional derivative and applications to the hysteresis phenomena*, *Meccanica*, **52** (2017), 3043–3052.
28. T. Zhang, L. Xiong, *Periodic motion for impulsive fractional functional differential equations with piecewise Caputo derivative*, *Appl. Math. Lett.*, **101** (2020), 106072.
29. A. Atangana, D. Baleanu, *New fractional derivatives with nonlocal and non-singular kernel: theory and application to heat transfer model*, *Therm. Sci.*, **20** (2016).
30. A. Atangana, I. Koca, *Chaos in a simple nonlinear system with Atangana-Baleanu derivatives with fractional order*, *Chaos, Solitons & Fractals*, **89** (2016), 447–454.
31. A. Atangana, K. M. Owolabi, *New numerical approach for fractional differential equations*, *Math. Model. Nat. Pheno.*, **13** (2018).
32. A. Atangana, J. F. Gomez-Aguilar, *Decolonisation of fractional calculus rules: Breaking commutativity and associativity to capture more natural phenomena*, *The European Physical Journal Plus*, **133** (2018).
33. M. A. Khan, S. Ullah, M. Farooq, *A new fractional model for tuberculosis with relapse via Atangana-Baleanu derivative*, *Chaos, Solitons & Fractals*, **116** (2018), 227–238.
34. E. Bonyah, *Chaos in a 5-D hyperchaotic system with four wings in the light of non-local and non-singular fractional derivatives*, *Chaos, Solitons & Fractals*, **116** (2018), 316–331.
35. K. Muhammad Altaf, A. Atangana, *Dynamics of Ebola disease in the framework of different fractional derivatives*, *Entropy*, **21** (2019).
36. R. Jan, M. A. Khan, P. Kumam, et al, *Modeling the transmission of dengue infection through fractional derivatives*, *Chaos, Solitons & Fractals*, **127** (2019), 189–216.
37. W. Wang, M. A. Khan, P. Kumam, et al. *A comparison study of bank data in fractional calculus*, *Chaos, Solitons & Fractals*, **126** (2019), 369–384.
38. M. A. Khan, *The dynamics of a new chaotic system through the Caputo-Fabrizio and Atanagana-Baleanu fractional operators*, *Adv. Mech. Eng.*, **11** (2019).
39. M. A. Khan, M. Azizah, S. Ullah, *A fractional model for the dynamics of competition between commercial and rural banks in Indonesia*, *Chaos, Solitons & Fractals*, **122** (2019), 32–46.
40. S. Ullah, M. A. Khan, M. Farooq, et al. *A fractional model for the dynamics of tuberculosis (TB) using Atangana-Baleanu derivative*, *Discrete Cont. Dyn. S*, **13** (2019).
41. A. A. Velayati, *Tuberculosis in children*, *International Journal of Mycobacteriology*, **5** (2016).
42. C. Castillo-Chaves, B. Song, *Dynamic models of tuberculosis and their applications*, *Math. Biosci. Eng.*, **1** (2004), 361–404.

43. Z. M. Odibat, N. T. Shawagfeh, *Generalized Taylors formula*, Appl. Math. Comput., **186** (2007), 286–293.
44. W. Lin, *Global existence theory and chaos control of fractional differential equations*, J. Math. Anal. Appl., **332** (2007), 709–726.
45. P. van den Driessche, J. Watmough, *Reproduction numbers and sub-threshold endemic equilibria for compartmental models of disease transmission*, Math. Biosci., **180** (2002), 29–48.
46. K. Diethelm, N. J. Ford, A. D. Freed, *A predictor-corrector approach for the numerical solution of fractional differential equations*, Nonlinear Dynamics, **29** (2002), 3–22.
47. K. Diethelm, N. J. Ford, A. D. Freed, *Detailed error analysis for a fractional Adams method*, Numerical Algorithms, **36** (2004), 31–52.
48. C. P. Bhunu, *Mathematical analysis of a three-strain tuberculosis transmission model*, Appl. Math. Model., **35** (2011), 4647–4660.
49. S. Athithan, M. Ghosh, *Optimal control of tuberculosis with case detection and treatment*, World Journal of Modelling and Simulation, **11** (2015), 111–122.
50. World Health Organization, *Factsheet on the World Tuberculosis Report 2017*, WHO, 2017. Available from:  
<https://www.who.int/en/news-room/fact-sheets/detail/tuberculosis>.
51. J. J. Tewa, S. Bowong, B. Mewoli, *Mathematical analysis of two-patch model for the dynamical transmission of tuberculosis*, Appl. Math. Model., **36** (2012), 2466–2485.
52. M. Toufik, A. Atangana, *New numerical approximation of fractional derivative with non-local and non-singular kernel: application to chaotic models*, The European Physical Journal Plus, **132** (2017), 444.
53. L. Xu, H. Hub, F. Qinc, *Ultimate boundedness of impulsive fractional differential equations*, Appl. Math. Lett., **62** (2016), 110–117.
54. L. Xu, J. Li, S. S. Ge, *Impuls ivestabilization of fractional differential systems*, ISA T., **70** (2017), 125–131.
55. L. Xu, X. Chu, H. Hu, *Exponential ultimate boundedness of non-autonomous fractional differential systems with time delay and impulses*, Appl. Math. Lett., **99** (2020), 106000.



AIMS Press

©2020 the Author(s), licensee AIMS Press. This is an open access article distributed under the terms of the Creative Commons Attribution License (<http://creativecommons.org/licenses/by/4.0>)