

ISSN- 0974-3618 (Print)  
ISSN- 0974-360X (Online)

# Research Journal of Pharmacy and Technology

# RJPT

**An International Peer-reviewed  
Journal of Pharmaceutical Sciences**

*Indexed / Abstracted in*


**ISA: Indian Science Abstracts**

**CAS: Chemical Abstracts Service (CAS)**

**CAB: Abstract**

**Google Scholar**

**Scopus**

 **RJPT**

## ARTICLES IN VOLUME - 15, ISSUE - 5

Online Since: Monday, May 30, 2022. [ Views: 96 ]

### QbD Stressed Development and Validation of Stability-Indicating RP- HPLC Method for the Simultaneous Estimation of Linagliptin and Metformin HCl in Pharmaceutical Dosage Form

**Author(s):** Khushbu Patel, Ujashkumar A. Shah, Hirak V. Joshi, Jayvadan K. Patel, Chhaganbhai N. Patel

**DOI:** 10.52711/0974-360X.2022.00319

**Views:** 0 (pdf), 12 (html)

**Access:** Closed Access

**Cite:** Khushbu Patel, Ujashkumar A. Shah, Hirak V. Joshi, Jayvadan K. Patel, Chhaganbhai N. Patel. QbD Stressed Development and Validation of Stability-Indicating RP- HPLC Method for the Simultaneous Estimation of Linagliptin and Metformin HCl in Pharmaceutical Dosage Form. *Research Journal of Pharmacy and Technology*. 2022; 15(5):1917-3. doi: 10.52711/0974-360X.2022.00319

Read More »

### Strategic archetype of Herbal Medicine Product (HMP) in Regulated and Emerging Market

**Author(s):** Swagat Tripathy, PN Murthy, BP Patra, Vikram, Sumit Sanduria, Harish Dureja

**DOI:** 10.52711/0974-360X.2022.00328

**Views:** 0 (pdf), 5 (html)

**Access:** Closed Access

**Cite:** Swagat Tripathy, PN Murthy, BP Patra, Vikram, Sumit Sanduria, Harish Dureja. Strategic archetype of Herbal Medicine Product (HMP) in Regulated and Emerging Market. *Research Journal of Pharmacy and Technology*. 2022; 15(5):1973-0. doi: 10.52711/0974-360X.2022.00328

Read More »



Research Journal of Pharmacy and Technology (RJPT) is an international, peer-reviewed, multidisciplinary journal... [Read more >>>](#)

**RNII:** CHHENG00387/33/1/2008-TC  
**DOI:** 10.5958/0974-360X



### Research Journal of Pharmacy and Technology

**Q3** Pharmacology (medical)  
best quartile

**SJR 2021**  
0.23

360X.2022.00328  
[Read More »](#)

**New stability indicating RP-UFLC method for the quantification of Efavirenz in pharmaceutical dosage forms**

**Author(s):** Sai Gnaneswari Aluri, Mukthinuthalapati Mathrusri Annapurna  
**DOI:** [10.52711/0974-360X.2022.00329](https://doi.org/10.52711/0974-360X.2022.00329)  
**Views:** 0 (pdf), 5 (html)  
**Access:** Closed Access

**Cite:** Sai Gnaneswari Aluri, Mukthinuthalapati Mathrusri Annapurna. New stability indicating RP-UFLC method for the quantification of Efavirenz in pharmaceutical dosage forms. *Research Journal of Pharmacy and Technology*. 2022; 15(5):1981-8. doi: 10.52711/0974-360X.2022.00329

[Read More »](#)

**Antibiotic Sensitivity Pattern of Clinically Isolated Klebsiella Species in C. U. Shah Hospital, Surendranagar**

**Author(s):** Vaibhavi Patel, Priya Mehta, Kunjan Kikani, Girish K. Goswami  
**DOI:** [10.52711/0974-360X.2022.00330](https://doi.org/10.52711/0974-360X.2022.00330)  
**Views:** 0 (pdf), 1 (html)  
**Access:** Closed Access

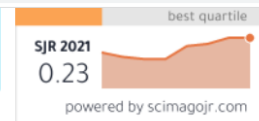
**Cite:** Vaibhavi Patel, Priya Mehta, Kunjan Kikani, Girish K. Goswami. Antibiotic Sensitivity Pattern of Clinically Isolated Klebsiella Species in C. U. Shah Hospital, Surendranagar. *Research Journal of Pharmacy and Technology*. 2022; 15(5):1989-4. doi: 10.52711/0974-360X.2022.00330

[Read More »](#)

**Production and Characterization of Micro-Collagen from Carp Scales Waste (Cyprinus carpio)**

**Author(s):** Rasmi Zakiah Oktarlina, Syaiful Bahri, Andi Nafisah Tendri Adjeng  
**DOI:** [10.52711/0974-360X.2022.00331](https://doi.org/10.52711/0974-360X.2022.00331)  
**Views:** 0 (pdf), 4 (html)  
**Access:** Closed Access

**Cite:** Rasmi Zakiah Oktarlina, Syaiful Bahri, Andi Nafisah Tendri Adjeng. Production and Characterization of Micro-Collagen from Carp



- QUICK LINKS**
- [SUBMIT ARTICLE](#)
  - [AUTHOR'S GUIDELINES](#)
  - [PAPER TEMPLATE](#)
  - [COPYRIGHT FORM](#)
  - [PROCESSING CHARGES](#)
  - [INDEXING INFORMATION](#)
  - [PAST ISSUES](#)

- QUICK LINKS**
- [SUBMIT ARTICLE](#)
  - [AUTHOR'S GUIDELINES](#)
  - [PAPER TEMPLATE](#)
  - [COPYRIGHT FORM](#)
  - [CERT. OF CONFLICT OF INTREST](#)
  - [PROCESSING CHARGES](#)
  - [INDEXING INFORMATION](#)

JOUX.2022.00331  
[Read More »](#)

### Effect of combination of some Polymers with Carbopol 940 on Pregabalin Release Rate from Emulgels

**Author(s):** Nawar Haddad, Jameela Hasian  
**DOI:** [10.52711/0974-360X.2022.00332](https://doi.org/10.52711/0974-360X.2022.00332)  
**Views:** 0 (pdf), 1 (html)  
**Access:** Closed Access  
**Cite:** Nawar Haddad, Jameela Hasian. Effect of combination of some Polymers with Carbopol 940 on Pregabalin Release Rate from Emulgels. *Research Journal of Pharmacy and Technology*. 2022; 15(5):2003-9. doi: 10.52711/0974-360X.2022.00332

[Read More »](#)

### The effect of Adrenaline on the contractility of the Right Ventricular Myocardium in rat pups with altered Serotonin concentration in Ontogenesis

**Author(s):** Akhmetova M., Nigmatullina R., Mindubayeva F., Tykezhanova G.  
**DOI:** [10.52711/0974-360X.2022.00333](https://doi.org/10.52711/0974-360X.2022.00333)  
**Views:** 0 (pdf), 2 (html)  
**Access:** Closed Access  
**Cite:** Akhmetova M., Nigmatullina R., Mindubayeva F., Tykezhanova G. The effect of Adrenaline on the contractility of the Right Ventricular Myocardium in rat pups with altered Serotonin concentration in Ontogenesis. *Research Journal of Pharmacy and Technology*. 2022; 15(5):2010-6. doi: 10.52711/0974-360X.2022.00333

[Read More »](#)

### Preparation of Apamarg Kshar Tablet and Assessment of In Vitro Potential against Urolithiasis (Mutrakrichra)

**Author(s):** Dileep Singh Baghel, Saurabh Singh, Narendra Kumar Pandey, Bimlesh Kumar, Amit Mittal, Anand Kumar Chaudhary, Anu Mittal, Amrik Singh  
**DOI:** [10.52711/0974-360X.2022.00334](https://doi.org/10.52711/0974-360X.2022.00334)  
**Views:** 0 (pdf), 1 (html)  
**Access:** Closed Access  
**Cite:** Dileep Singh Baghel, Saurabh Singh, Narendra Kumar Pandey, Bimlesh Kumar, Amit Mittal, Anand Kumar Chaudhary, Anu Mittal,

#### LATEST ISSUES

- MAY 2022 (45)
- APRIL 2022 (84)
- MARCH 2022 (77)
- FEBRUARY 2022 (77)
- JANUARY 2022 (80)
- DECEMBER 2021 (98)
- NOVEMBER 2021 (95)
- OCTOBER 2021 (93)

#### POPULAR ARTICLES

- Formulation and Evaluation of Aspirin Tablets by Using Different Lubricants in Combination for better Kinetic Drug Release Study by PCP
- Detection of Food Adulterants in Chilli, Turmeric and Coriander Powders by Physical and Chemical Methods
- Formulation and Evaluation of Herbal Face Cream
- Medicinal Plants from Solanaceae

Journal of Pharmacy and Technology, 2022, 15(5), 2028-4. doi: 10.52711/0974-360X.2022.00334

[Read More »](#)

**The Effect of Kebar Grass Extract (*Biophytum petersianum* Klotzch) on Total Growth of Ovarian Follicles on Mice (*Mus Musculus*) during Lactation period were Exposed by Carbofuran**

**Author(s):** Athaya K. Mulyadi, Tri W. Suprayogi, Maslichah Mafruchati, Imam Mustofa, Eka P. Hestianah, Juliano M. Ntoruru, Epy M. Luqman

**DOI:** [10.52711/0974-360X.2022.00335](https://doi.org/10.52711/0974-360X.2022.00335)

**Views:** 0 (pdf), 1 (html)

**Access:** Closed Access

**Cite:** Athaya K. Mulyadi, Tri W. Suprayogi, Maslichah Mafruchati, Imam Mustofa, Eka P. Hestianah, Juliano M. Ntoruru, Epy M. Luqman. The Effect of Kebar Grass Extract (*Biophytum petersianum* Klotzch) on Total Growth of Ovarian Follicles on Mice (*Mus Musculus*) during Lactation period were Exposed by Carbofuran. *Research Journal of Pharmacy and Technology*. 2022; 15(5):2028-4. doi: 10.52711/0974-360X.2022.00335

[Read More »](#)

**Evaluation of early Menopause symptoms in Post-Hysterectomy and Premature Ovarian insufficiency in women of reproductive age group**

**Author(s):** Vandana Rani, Jaspreet Kaur, Mamta Devi, Parminder Nain, Shaveta Garg, Prema Sarup

**DOI:** [10.52711/0974-360X.2022.00336](https://doi.org/10.52711/0974-360X.2022.00336)

**Views:** 0 (pdf), 1 (html)

**Access:** Closed Access

**Cite:** Vandana Rani, Jaspreet Kaur, Mamta Devi, Parminder Nain, Shaveta Garg, Prema Sarup. Evaluation of early Menopause symptoms in Post-Hysterectomy and Premature Ovarian insufficiency in women of reproductive age group. *Research Journal of Pharmacy and Technology*. 2022; 15(5):2035-0. doi: 10.52711/0974-360X.2022.00336

[Read More »](#)

**Diabetic Wound Healing in IL-1 $\beta$  expression by Nano Herbal of *Zanthoxylum acanthopodium* and *Rhodomyrtus tomentosa***

**Author(s):** Risma D. Manurung, Syafruddin Ilyas, Salomo Hutahaean, Rosidah rosidah, Putri C. Situmorang

**DOI:** [10.52711/0974-360X.2022.00337](https://doi.org/10.52711/0974-360X.2022.00337)

Recent Advances in Preventive Resin Restoration (PRR)

Recent Advancements in Laminates and Veneers in Dentistry

The Use of Neem in Oral Health

Evaluation of Ayurvedic Marketed Formulations Asava's and Arista's.

Mathematical Models in Drug Discovery, Development and Treatment of Various Diseases – A Case Study

Dental Waxes–A Review

Screening Methods for Hepatoprotective Agents in Experimental Animals

A comparative, Bioequivalence study to evaluate the safety and pharmacokinetic profile of single dose Ivabradine 7.5mg Tablets in healthy, adult, human subjects under fasting condition.

Project Writing for Retail Pharmacy Practical Training: A Proforma

Formulation and Evaluation of Herbal Lipsticks

Analytical method development and validation of ambroxol hydrochloride by UV spectroscopy and forced degradation study and

**Author(s):** Risma D. Manurung, Syafruddin Ilyas, Salomo Hutahaean, Rosidah rosidah, Putri C. Situmorang  
**DOI:** [10.52711/0974-360X.2022.00337](https://doi.org/10.52711/0974-360X.2022.00337)  
**Views:** 0 (pdf), 1 (html)  
**Access:** Closed Access  
**Cite:** Risma D. Manurung, Syafruddin Ilyas, Salomo Hutahaean, Rosidah rosidah, Putri C. Situmorang, Diabetic Wound Healing in IL-1 $\beta$  expression by Nano Herbal of Zanthoxylum acanthopodium and Rhodomyrtus tomentosa. *Research Journal of Pharmacy and Technology*. 2022; 15(5):2041-6. doi: 10.52711/0974-360X.2022.00337

[Read More »](#)

Analytical method development and validation of ambroxol hydrochloride by UV spectroscopy and forced degradation study and detection of stability.

### Attributes for Discrete Choice Experiment on Pharmacy-based Alcohol Brief Intervention Service in Thailand

**Author(s):** Sukunta Muadthong, Nusarapom Kessomboon  
**DOI:** [10.52711/0974-360X.2022.00320](https://doi.org/10.52711/0974-360X.2022.00320)  
**Views:** 0 (pdf), 1 (html)  
**Access:** Closed Access  
**Cite:** Sukunta Muadthong, Nusarapom Kessomboon, Attributes for Discrete Choice Experiment on Pharmacy-based Alcohol Brief Intervention Service in Thailand. *Research Journal of Pharmacy and Technology*. 2022; 15(5):1924-2. doi: 10.52711/0974-360X.2022.00320

[Read More »](#)

### A Simple and Rapid RP-HPLC Method for simultaneous estimation of Paracetamol and Pamabrom in Combinational Dosage Form

**Author(s):** Karthika Paul, Jaswanth Gowda B.H., S.J. Shankar  
**DOI:** [10.52711/0974-360X.2022.00338](https://doi.org/10.52711/0974-360X.2022.00338)  
**Views:** 0 (pdf), 1 (html)  
**Access:** Closed Access  
**Cite:** Karthika Paul, Jaswanth Gowda B.H., S.J. Shankar, A Simple and Rapid RP-HPLC Method for simultaneous estimation of Paracetamol and Pamabrom in Combinational Dosage Form. *Research Journal of Pharmacy and Technology*. 2022; 15(5):2047-2. doi: 10.52711/0974-360X.2022.00338

[Read More »](#)

### Isolation of local strain of Bacillus sp. SM-11, producing PHB using different waste raw as

### Isolation of local strain of Bacillus sp. SM-11, producing PHB using different waste raw as substrate

**Author(s):** Sachin Kumar, Manoj Kumar Sharma, Manoj Kumar Sharma, Gautam Kumar

**DOI:** [10.52711/0974-360X.2022.00339](https://doi.org/10.52711/0974-360X.2022.00339)

**Views:** 0 (pdf), 1 (html)

**Access:**  Closed Access

**Cite:** Sachin Kumar, Manoj Kumar Sharma, Manoj Kumar Sharma, Gautam Kumar. Isolation of local strain of Bacillus sp. SM-11, producing PHB using different waste raw as substrate. Research Journal of Pharmacy and Technology. 2022; 15(5):2053-8. doi: 10.52711/0974-360X.2022.00339

[Read More »](#)

### Introducing B Cell Epitopes of Newcastle Disease Virus Obtained from Domestic Pigeons (Columba livia domestica) as Sub-Unit Vaccine Candidate to Eradicate Newcastle Disease Virus in Poultry

**Author(s):** Jola Rahmahani, Tetri Regilya Fatimah, Anastasia Hanny Irawan, Naimah Putri, Eryk Hendrianto, Fedik Abdul Rantam

**DOI:** [10.52711/0974-360X.2022.00340](https://doi.org/10.52711/0974-360X.2022.00340)

**Views:** 0 (pdf), 2 (html)

**Access:**  Closed Access

**Cite:** Jola Rahmahani, Tetri Regilya Fatimah, Anastasia Hanny Irawan, Naimah Putri, Eryk Hendrianto, Fedik Abdul Rantam. Introducing B Cell Epitopes of Newcastle Disease Virus Obtained from Domestic Pigeons (Columba livia domestica) as Sub-Unit Vaccine Candidate to Eradicate Newcastle Disease Virus in Poultry. Research Journal of Pharmacy and Technology. 2022; 15(5):2059-4. doi: 10.52711/0974-360X.2022.00340

[Read More »](#)

### Development and Validation of a Solvent Extraction UV Spectrophotometric Method for the Estimation of Rosuvastatin Calcium and Telmisartan in Combined Dosage Form

**Author(s):** Eiseena Jose, Anjana C. Nair, Merlin Kuttichan, Vishnu Govind A

**DOI:** [10.52711/0974-360X.2022.00341](https://doi.org/10.52711/0974-360X.2022.00341)

**Views:** 0 (pdf), 1 (html)

**Access:**  Closed Access

**Cite:** Eiseena Jose, Anjana C. Nair, Merlin Kuttichan, Vishnu Govind A. Development and Validation of a Solvent Extraction UV Spectrophotometric Method for the Estimation of Rosuvastatin Calcium and Telmisartan in Combined Dosage Form. Research Journal of Pharmacy and Technology. 2022; 15(5):2065-9. doi: 10.52711/0974-360X.2022.00341

[ABOUT JOURNAL \(ABOUTJOURNAL.ASPX\)](#)   [CONTACT US \(CONTACTUS.ASPX\)](#)



[\(Home.aspx\)](#)

# Research Journal of Pharmacy and Technology

[\(Home.aspx\)](#)

ISSN

0974-360X (Online)

0974-3618 (Print)

[HOME ▾ \(HOME.ASPX\)](#)   [PAST ISSUES \(PASTISSUES.ASPX\)](#)

[EDITORIAL BOARD \(EDITORIALBOARD.ASPX\)](#)   [Submit Article \(SubmitArticle.aspx\)](#)   [FOR AUTHORS](#)   [MORE ▾](#)

[NEWS \(NEWS.ASPX\)](#)

search

## Introducing B Cell Epitopes of Newcastle Disease Virus Obtained from Domestic Pigeons (*Columba livia domestica*) as Sub-Unit Vaccine Candidate to Eradicate Newcastle Disease Virus in Poultry (AbstractView.aspx?PID=2022-15-5-22)

Author(s): Jola Rahmahani ([search.aspx?key=Jola Rahmahani](#)), Tetri Regilya Fatimah ([search.aspx?key=Tetri Regilya Fatimah](#)), Anastasia Hanny Irawan ([search.aspx?key=Anastasia Hanny Irawan](#)), Naimah Putri ([search.aspx?key=Naimah Putri](#)), Eryk Hendrianto ([search.aspx?key=Eryk Hendrianto](#)), Fedik Abdul Rantam ([search.aspx?key=Fedik Abdul Rantam](#))

Email(s): [jola\\_rahmahani@yahoo.co.id](mailto:jola_rahmahani@yahoo.co.id) ([mailto:jola\\_rahmahani@yahoo.co.id](mailto:jola_rahmahani@yahoo.co.id))

DOI: 10.52711/0974-360X.2022.00340 (<https://doi.org/10.52711/0974-360X.2022.00340>)

Address: Jola Rahmahani<sup>1\*</sup>, Tetri Regilya Fatimah<sup>2</sup>, Anastasia Hanny Irawan<sup>2</sup>, Naimah Putri<sup>3</sup>, Eryk Hendrianto<sup>4</sup>, Fedik Abdul Rantam<sup>1,4</sup>

<sup>1</sup>Laboratory of Virology and Immunology, Division of Microbiology, Faculty of Veterinary Medicine, Airlangga University, East Java, Indonesia, 60115.

<sup>2</sup>Bachelor of Veterinary Medicine, Faculty of Veterinary Medicine, Airlangga University, East Java, Indonesia, 60115.

<sup>3</sup>Doctoral Degree of Veterinary Science, Faculty of Veterinary Medicine, Airlangga University, East Java,



Indonesia, 60115.

4Stem Cell Research and Development Center, Airlangga University, East Java, Indonesia, 60115.

\*Corresponding Author

Published In: Volume - 15, Issue - 5, Year - 2022 (Issues.aspx?VID=15&IID=5)

Keywords: Subunit vaccine () NDV () Pigeon () Peptides. ()

Cite this article:



Jola Rahmahani, Tetri Regilya Fatimah, Anastasia Hanny Irawan, Naimah Putri, Eryk Hendrianto, Fedik Abdul Rantam. Introducing B Cell Epitopes of Newcastle Disease Virus Obtained from Domestic Pigeons (*Columba livia domestica*) as Sub-Unit Vaccine Candidate to Eradicate Newcastle Disease Virus in Poultry. *Research Journal of Pharmacy and Technology*. 2022; 15(5):2059-4. doi: 10.52711/0974-360X.2022.00340



Purchase PDF

# Introducing B Cell Epitopes of Newcastle Disease Virus Obtained from Domestic Pigeons (*Columba livia domestica*) as Sub-Unit Vaccine Candidate to Eradicate Newcastle Disease Virus in Poultry

Jola Rahmahani<sup>1\*</sup>, Tetri Regilya Fatimah<sup>2</sup>, Anastasia Hanny Irawan<sup>2</sup>,  
Naimah Putri<sup>3</sup>, Eryk Hendrianto<sup>4</sup>,  
Fedik Abdul Rantam<sup>1,4</sup>

<sup>1</sup>Laboratory of Virology and Immunology, Division of Microbiology, Faculty of Veterinary Medicine, Airlangga University, East Java, Indonesia, 60115.

<sup>2</sup>Bachelor of Veterinary Medicine, Faculty of Veterinary Medicine, Airlangga University, East Java, Indonesia, 60115.

<sup>3</sup>Doctoral Degree of Veterinary Science, Faculty of Veterinary Medicine, Airlangga University, East Java, Indonesia, 60115.

<sup>4</sup>Stem Cell Research and Development Center, Airlangga University, East Java, Indonesia, 60115.

\*Corresponding Author E-mail: [jola\\_rahmahani@yahoo.co.id](mailto:jola_rahmahani@yahoo.co.id)

## ABSTRACT:

Poultry farm is important commodity in Indonesia. It provides protein source as Indonesian consume varies kind of its product such as meats (chicken, duck and quail) and eggs. In Indonesia, rearing activities were differentiated into three types such as extensive traditional system, semi-intensive system, and intensive system. All these systems have same problem relate to outbreak of viral disease. One of viral disease causes annual outbreak is Newcastle Disease. It is caused by infection of Avian Paramyxovirus serotype 1. It infects varies avian species such as pigeons, ostrich, water fowl, chicken, and cockatoo. Control such as vaccination has been conducted but it could not protect the poultry from Newcastle Disease Virus (NDV) infection. It is noted that the protectivity of seed vaccine is influenced by the epitopes generates various protectivity level of the vaccination program. Sub-unit vaccine could become the best choice to protect NDV infection. Molecular analyses were conducted to obtain B cell epitopes which could induce immune system safely. Sample of pigeons (*Columba livia*) were collected from live bird market in Surabaya. The collected sample showed clinical signs such as respiratory

disturbance, limping, loss of appetite and subclinical enteric disturbance/diarrhea. Two out of four samples were serologically confirmed to be infected with NDV (Pigeon/Surabaya/2019/01 and Pigeon/Surabaya/2019/03). Molecular approach was conducted to obtain the nucleotide sequence of the samples. The sequence was employed to epitope analyses by using Kolaskar-Tongaonkar antigenicity and Emimi surface accessibility softwares. Obtained epitopes were analyzed using Vaxijen, Allertop, and ToxinPred to confirm that the epitopes are safely to be applied. Peptides were obtained from NDV infecting pigeons were noted has possibility to become seed vaccine candidate. Several peptides were obtained from Pigeon/Surabaya/2019/01 and Pigeon/Surabaya/2019/03; SWVYIHLSTF, CTNVCLSEIQLLHSFA, VRPCMIVIVRL, NLTGRKRRTVG and SDREYSQAIAR passed the in-silico screenings. These epitopes are possibly to be used as sub-unit vaccine to eradicate Newcastle Disease Virus.

**KEYWORDS:** Subunit vaccine, NDV, Pigeon, Peptides.

## INTRODUCTION:

Poultry industry is important sector in Indonesia as it serves 65% of protein supply and provides job vacancy for 12 million people. This sector is made up of six sub-sectors (feed, breeding, broiler and layer farms, slaughterhouse and processing) with estimated worth more than 34 billion USD. Indonesian primarily consume broiler and layer chickens but duck and quails form the whole poultry product consumption rate too. In Indonesia, rearing activities are differentiated into three types such as extensive traditional system, semi-intensive system, and intensive system<sup>1,2</sup>. They are classified according to the amount of the company capital. All these farming systems have similar problem relate to outbreak of viral disease. Common viral disease emerge in poultry (both broiler and layer) need to be concerned are caused by Toravirus, Parvovirus, Enterovirus, Adenovirus, Calici virus, Avian Influenza virus, Newcastle Disease virus, Avian Reovirus, Avian Encephalomyelitis, and Marek's disease virus<sup>3</sup>. Moreover, World Organization for Animal Health (OIE) has published some viral disease circulate in poultry such as Avian infectious bronchitis<sup>2</sup>, Duck virus hepatitis, Gumboro disease and Turkey rhinotracheitis<sup>4</sup>. These viral diseases cause annual lost due to the decrease of production generates stunting and mortality<sup>3,5,6,7</sup>. This condition become the problem for companies to expand the business abroad, because it does not meet standard for biosecurity for poultry production.

Newcastle Disease Virus (NDV) or Avian Paramyxovirus serotype-1 (APMV 1) is the causative agent for Newcastle Disease<sup>8</sup>. It is a contagious disease causes annual outbreak in poultry industry which has six structural proteins and a single stranded negative sense RNA genome<sup>9,10</sup>. NDV's structural protein consists of Nucleoprotein (N), Phosphoprotein (P), Matrix protein (M), Fusion protein (F), Haemagglutinin-Neuraminidase protein (HN), and Polymerase protein (L)<sup>11</sup>. Among these proteins, Fusion protein has the important role in molecular-genotyping of NDV as the virulence virus confirmed by the existence of multiple-basic amino acid sequence located on cleavage site of Fusion protein<sup>12</sup>. Fusion protein is type I integral protein located on the surface of the virion which leads to specific antibody synthesis (immunogenic)<sup>12,13</sup>. Since Avian Paramyxoviruses differ in many serotypes, particularly, APMV 1 has antigenic variation which commonly isolated from pigeon so-called Pigeon Paramyxovirus serotype 1 (PPMV1)<sup>14</sup>.

NDV firstly reported in Indonesia on 1927 by Kraneveld<sup>14</sup>. Since then, it becomes major problem in poultry industry even though annual vaccination as prevention has been conducted<sup>15</sup>. Many researches had been conducted to analyze the possibility of seed vaccine candidate isolated from the field NDVs<sup>10,16</sup>. Up till now, conventional seed vaccines were isolated from chicken (i.e.; La Sota, Komarov, Hitchner). In Indonesia, research related to NDV obtained from pigeons has never been conducted before, because NDV outbreak, all of them, occurred in poultry farm. This research is a pilot project to analyze the possibility of NDV obtained from pigeons as sub-unit vaccine candidate using molecular in-silico methods.

## MATERIAL AND METHODS:

### Ethical approve:

This research has been approved by the ethics commission of experimental animals of Faculty of Veterinary Medicine, Airlangga University.

### Sample isolation and identification:

Samples were collected from domestic pigeons (*Columba livia domestica*) suspected to be infected with low virulent NDV and showed several symptoms such as respiratory disturbance, limping, loss of appetite and subclinical enteric disturbance/diarrhea sold in live bird market in Surabaya. The samples were euthanized through cervical dislocation method. Organs from each sample, such as brain, caeca tonsil, proventriculus, intestine, lien, lungs, and liver were obtained. Each of organs were homogenized then inoculated into 9-11 old days Specific Antigen Free (SAN) embryonated eggs. They were incubated in 37°C cabinet for 5 days. Observation was conducted once in 24 hours post infection (hpi) and the mortality of embryonated eggs were recorded. Death embryo were stored in -97°C. After incubation period, all living embryonated eggs were stored in -97°C then on the following day, all inoculated embryonated eggs were processed into Hemagglutination assay (HA assay). Before HA assay was conducted, the allantoic fluid of each embryonated eggs was obtained.

HA assay was employed to detect the presence of Hemagglutinin protein in the samples. Positive control used was NDV vaccine containing La Sota. Then positive HA assay samples were processed into Hemagglutination Inhibition assay (HI assay) using Newcastle Disease specific serum (titer of 2<sup>6</sup>). Samples showed positive in both assays were processed into molecular identification.

### Molecular identification:

The allantoic fluid of positive samples were extracted according to RNeasy Mini Kit (QIAGEN, Cat No./ID: 74104). Obtained RNA then employed to Reverse Transcriptase Polymerase Chain Reaction (RT-PCR) amplified partial gene of Fusion protein (768 bp) (Table 1). The RT-PCR was set up as Lid on 95°C; pre-denaturation 94°C for 10 minutes; denaturation 94°C for a minute; annealing 56°C for a minute; extension 72°C for 2 minutes; prolong extension 72°C for 10 minutes. The cycle was repeated for 40 times. In the end of amplification, the temperature was remained as 4°C. The amplicon was visualized on 1% agarose gel electrophoresis. The electrophoresis machine was set as 100V for 60 minutes and used marker 100 bp cDNA ladder (Invitrogen). Samples indicated the present of band were processed into sequencing according to QIAquick<sup>®</sup> PCR Purification Kit (Qiagen, 28104). After purification, the amplicon was labelled according to BigDye<sup>®</sup> Terminator Sequencing RR-100. After labelling the amplicon, the sequence of the nucleotide was read by ABI 310 xL GENETIC ANALYZER (Applied Biosystem). The obtained sequence was analyzed using Biological Sequence Alignment Editor (BioEdit) ver. 7.2.5.

**Table 1. Sequence of primer amplify partial gene of fusion protein of Newcastle disease virus.**

Sequence 5'-3'	Product (bp)
Forward TTC CTG CTT GAG CGG CAA TA	768
Reverse AAG CGG TAG AAC GGA GGT TG	

### B cell epitopes prediction:

The sequence were processed into B cell epitope prediction according to Kolaskar-Tongaonkar antigenicity and Emini surface accessibility<sup>17,18,19</sup>. Selected epitopes were processed into further immunogenicity analyses using Vaxijen<sup>16</sup>. The immunogenic peptides sequences were processed into Allertop and ToxinPred to pick the one which does not cause allergic and intoxication toward the poultry<sup>20,21</sup>.

## RESULT:

### Sample collection and isolation:

Four pigeons showed subclinical signs of NDV infection was collected from Surabaya. They were euthanized using cervical dislocation method then employed to virus isolation. To confirm the present of NDV, the samples were processed to HA assay. It was conducted to detect the present of Hemagglutinin protein<sup>22</sup>. Positive HA assay was processed to HI assay to confirm that isolated samples was NDV (Table 2). Two out of four samples were serologically confirmed as NDV. After that, molecular identification was conducted to affirmed that isolated samples were NDV.

### Molecular identification:

Before processing the samples into RT-PCR, their RNA was extracted then processed to RT-PCR. The amplicons were visualized through agarose gel electrophoresis (Figure 1). The sequences of the samples were analyzed using Biological Sequence Alignment Editor (BioEdit) ver. 7.2.5.

### B cell epitope prediction:

Amino acids from each samples were analyzed using Kolaskar-Tongaonkar antigenicity and Emini surface accessibility to obtain the B cell epitopes<sup>18,19</sup>. The epitopes were processed into further immunogenicity analysis using Vaxijen, then Allertop and ToxinPred to pick the peptides sequence which does not cause allergy and intoxication reaction respectively<sup>16,20,21</sup>.

## DISCUSSION:

Newcastle disease virus infects many birds such as chickens, cockatoo, water fowl species, and pigeons<sup>23,24,25</sup>. Among these host systems, the record showed that NDV causes panzootic in poultry (Miller et al., 2015) and pigeons<sup>7,14,26</sup>. According to the HA and HI assays, two samples were confirmed as Newcastle Disease Virus; Pigeon/Surabaya/2019/01 and Pigeon/Surabaya/2019/03. The possibility of cross reaction is existed among NDV from different genotypes, which means HI assays will generate positive result even though the specific antiserum origin belongs to different genotype compared to isolated NDV. This founding revealed the possibility to design vaccine from vary genotype to protect poultry from other NDV outbreak. The positive samples were processed into RNA extraction then processed into Reverse-Transcriptase Polymerase Chain Reaction (RT-PCR). According to visualization, they were molecularly confirmed to be NDV (Figure 1). Further analyses were conducted to reveal peptides which has potency to become subunit vaccine candidate, because it is very important to preserve vaccine which is not only capable to trigger specific immune response, but also safe, and not causing allergy and poisoning. According to the analyses, both samples had possibility to become subunit vaccine candidate. Peptides were possible to cause no harmful for the poultry are Swvyihllstf, Ctnvclseiqllhsfa, and VrpemvivrI obtained from Pigeon/Surabaya/2019/01 (Table 3). Whilst Pigeon/Surabaya/2019/03 generated two peptides which possible to become subunit vaccine candidate; NLTGRKRRTVG and SDREYSQAIAR (Table 4).

**Table 2. Result of NDV isolation and identification.**

Sample	Organ	HA titer	HI titer
Pigeon/Surabaya/2019/01	brain	2 <sup>8</sup>	+
	caeca tonsil	-	-

	proventricuius	-	-
	intestine	2 <sup>8</sup>	+
	lien	-	-
	lungs	-	-
	liver	-	-
Pigeon/Surabaya/2019/02	brain	-	-
	caeca tonsil	-	-
	proventriculus	-	-
	intestine	-	-
	lien	-	-
	lungs	-	-
	liver	-	-
Pigeon/Surabaya/2019/03	brain	2 <sup>10</sup>	+
	caeca tonsil	-	-
	proventriculus	2 <sup>10</sup>	+
	intestine	2 <sup>10</sup>	+
	lien	-	-
	lungs	-	-
	liver	-	-
Pigeon/Surabaya/2019/04	brain	-	-
	caeca tonsil	-	-
	proventriculus	-	-
	Intestine	-	-
	lien	-	-
	lungs	-	-
	liver	-	-
Control (vaccine)		2 <sup>6</sup>	+

Figure 1. Agarose gel electrophoresis confirmed that isolated samples were NDV. M: Marker; A: positive control; B: Pigeon/Surabaya/2019/01; C: Pigeon/Surabaya/2019/03.

Figure 2. Graphic of B cell epitopes prediction using Kolaskar-Tongaonkar antigenicity obtained from Pigeon/Surabaya/2019/01.

Figure 3. Graphic of B cell epitopes prediction using Kolaskar-Tongaonkar antigenicity obtained from Pigeon/Surabaya/2019/03.

Figure 4. Graphic of B cell epitopes prediction using Emini surface accessibility obtained from Pigeon/Surabaya/2019/01.

Table 3. B cell epitopes which could be used as subunit vaccine candidate (marked as green highlight) obtained from Pigeon/Surabaya/2019/01.

S. No.	Peptide	Length	Vaxijen	Allertop	ToxinPred
1	FSRLYPAAFSVF	12	Probable non-antigen		
2	SWVYIHLSTF	11	Probable antigen	Probable non allergen	Non-toxin
3	RSFVVPSA	8	Probable non-antigen		
4	WLVHLCLACCCFLPTCPRHCLNCQYQAQL	29	Probable antigen	Probable non allergen	Toxin
5	NLVLRCSLD	9	Probable non-antigen		
6	CTNVCLSEIQLLHSA	16	Probable antigen	Probable non allergen	Non toxin
7	VRPCMIVVRL	10	Probable antigen	Probable non allergen	Non toxin

Table 4. B cell epitopes which could be used as subunit vaccine candidate (marked as green highlight) obtained from Pigeon/Surabaya/2019/03.

S. No.	Peptide	Length	Vaxijen	Allertop	ToxinPred
1	CEAWLPHHAGGSSDRSTRASLANLYP	26	Probable antigen	Probable allergen	
2	NLTGRKRRTVG	11	Probable antigen	Probable non-allergen	Non-toxin
3	SDREYSQAIAR	11	Probable antigen	Probable non-allergen	Non toxin
4	V	1	Can not be predicted		
5	SACTSGNMLNPEVHRRQEQQLERYRE	26	Probable non-antigen		
6	CPRHCLNCQYQAQL	14	Probable antigen	Probable non-allergen	Probable toxin
7	DKLKQIPHASE	11	Probable non-antigen		
8	T	1	Can not be predicted		

Table 5. B cell epitopes obtained from Pigeon/Surabaya/2019/01 could not pass the screening.

S. No.	Peptide	Length	Vaxijen	Allertop	ToxinPred
1	SSDRST	6	Probable non-antigen		
2	TGRKRRT	7	Probable antigen	Probable non-allergen	The peptides were too short
3	SSDREYS	7	Probable antigen	Probable allergen	
4	EVHRRQEQQLERYRERM	17	Probable non-antigen		

Table 6. B cell epitopes obtained from Pigeon/Surabaya/2019/03 could not pass the screening.

No.	Peptide	Length	Vaxijen	Allertop	ToxinPred
1	SSDRST	6	Probable non-antigen		
2	TGRKRRT	7	Probable antigen	Probable non allergen	The peptides were too short
3	SSDREYS	7	Probable antigen	Probable allergen	
4	EVHRRQEQQLERYRERM	17	Probable non-antigen		

Figure 5. Graphic of B cell epitopes prediction using Emini surface accessibility obtained from Pigeon/Surabaya/2019/03.

The positive samples were processed into RNA extraction then processed into Reverse-Transcriptase Polymerase Chain

Reaction (RT-PCR). According to visualization, they were molecularly confirmed to be NDV (Figure 1). Further analyses were conducted to reveal peptides which has potency to become subunit vaccine candidate, because it is very important to preserve vaccine which is not only capable to trigger specific immune response, but also safe, and not causing allergy and poisoning. According to the analyses, both samples had possibility to become subunit vaccine candidate. Peptides were possible to cause no harmful for the poultry are SWVYIHLSTF, CTNVCLSEIQLLHSFA, and VRPCMIVIVRL obtained from Pigeon/Surabaya/2019/01 (Table 3). Whilst Pigeon/Surabaya/2019/03 generated two peptides which possible to become subunit vaccine candidate; NLTGRKRRTVG and SDREYSQAIAR (Table 4). Newcastle Disease Virus-infecting pigeon has been discovered since 1981 (Pigeon Paramyxovirus serotype 1/PPMV1). It is firstly reported in Italy infecting racing pigeons<sup>27</sup>. Then it spread to Great Britain, Eurasia, Bangladesh, and China<sup>26,28,29,30</sup>. In Indonesia, NDV-infecting pigeon is not the main concern because most NDV infection relate to outbreak in poultry farm. Primarily, the main symptom is associated with neurological disturbance. In some cases the main clinical signs are drowsiness and enteric disturbance<sup>26</sup>. Newcastle Disease Virus-infecting pigeon commonly belongs to genotype VI of Avian Paramyxovirus 1 (APMV1). These genotypes were suggested to be appeared as the result of multiple passages between chicken and pigeon<sup>27</sup>.

Vaccination is the prevention method to protect animals or human from viral infection<sup>31</sup>. Part of antigen which role in specific antibody recognition is called epitopes<sup>32</sup>. It attaches to part of antibody (paratope) which leads to antibody-antigen neutralization<sup>33</sup>. B cell epitopes prediction has purpose to predict peptides originate from the antigen which trigger the host-humoral immune response (specific antibody)<sup>32</sup>. These epitopes can be administrated to the host, hence it is called as subunit vaccine. Subunit vaccine consist of small-purified immunogenic peptides which originate from particular part or product of antigen, such as toxin, fragment or surface molecule. Subunit vaccine works differ according to the type of the particles. Protein antigens usually works on T cell dependent adaptive immunity while polysaccharide antigen works on T cell independent response<sup>34</sup>. Subunit vaccines can induce specific immune response but less warring than whole-antigen vaccine<sup>35</sup>. The use of vaccination to prevent Newcastle Disease Virus Infection is very important since the use of antiviral drugs never been administered in poultry to treat this disease. In human medicine, some antiviral drugs can be combined to prevent secondary effect of particular virus<sup>36</sup>. The arrangement of subunit vaccine, as the way to eradicate NDV, must consider the safety of the poultry. Hence, even though the epitopes are obtained from the particular region of the whole genome, it need to be examined to prevent allergic and toxicity. Further analyses (both in-vivo and in-vitro experiments) toward these peptides must be conducted to know how it works in triggering immunity response in poultry.

#### ACKNOWLEDGMENTS:

This research was funded by Airlangga University through Credential Grant Program. The authors would express the gratitude toward Faculty of Veterinary Medicine for providing all necessities during the research.

#### CONFLICT OF INTEREST:

The authors stated that there is no conflict of interest during the research and writing process.

#### REFERENCE:

- Hidayat C. Asmarasari SA. Native chicken production in Indonesia: A Review. *Indonesian Journal of Animal Science* 2015; 17(1):1–11.
- Ray A. Pradhan RK. Poultry farming-an overview. *Research Journal of Science and Technology* 2011; 3(3):129–136.
- Hartawan R. Luh N. Indi P. Runting-stunting syndrome in Sukabumi and Tangerang. *Indonesian Journal of Veterinary Sciences* 2017; 11(2):65–69.
- OIE. Diseases, infections and infestations listed by the OIE. *Terrestrial Animal Health Code* 2018; 1–4.
- Cook JKA. Jackwood M. Jones RC. The long view: 40 years of infectious bronchitis research. *Avian Pathology* 2012; 41(3):239–250. <https://doi.org/10.1080/03079457.2012.680432>
- Daniels P. Wiyono A. Sawitri E. Poernadajaja B. Sims LD. H5N1 highly pathogenic avian influenza in Indonesia: Retrospective considerations. *Current Topics in Microbiology and Immunology* 2013; 365:171–184. [https://doi.org/10.1007/82\\_2012\\_265](https://doi.org/10.1007/82_2012_265)
- Miller PJ. Haddas R. Simanov L. Lublin A. Rehmani SF. Wajid A. Bibi T et al. (2015). Identification of new sub-genotypes of virulent Newcastle disease virus with potential panzootic features. Infection, genetics and evolution: *Journal of Molecular Epidemiology and Evolutionary Genetics in Infectious Diseases* 2015; 29:216–229. <https://doi.org/10.1016/j.meegid.2014.10.032>
- Krishnamurthy S. Samal SK. Nucleotide sequences of the trailer, nucleocapsid protein gene and intergenic regions of Newcastle disease virus strain Beaudette C and completion of the entire genome sequence. *The Journal of General Virology* 1998; 79(Pt 10): 2419–2424.
- Hussein MA. Khammas EJ. Isolation and identification of avian Newcastle disease in poultry from Karbala City, Iraq. *Research Journal of Pharmacy and Technology* 2019; 12(5):2229. <https://doi.org/10.5958/0974-360x.2019.00371.8>
- Putri N. Ernawati R. Suwarno. Rahmahani J. Rantam F. Epitope prediction from genes encoding F protein of Newcastle disease virus (NDV) isolates swan (*Cygnus olor*) for vaccine development to prevent infectious disease. *Advances in Health Sciences Research* 2020; 19:94–97. <https://doi.org/10.2991/issah-19.2019.26>
- Dortmans JCFM. Rottier PJM. Koch G. Peeters BPH. The viral replication complex is associated with the virulence of Newcastle disease virus. *Journal of Virology* 2010; 84(19):10113–10120. <https://doi.org/10.1128/JVI.00097-10>
- Kim S. Wanasen N. Paldurai A. Xiao S. Collins PL. Samal SK. Newcastle disease virus fusion protein is the major contributor to protective immunity of genotype-matched vaccine. *PLoS one* 2013; 8(8):1–10. <https://doi.org/10.1371/journal.pone.0074022>
- Smith EC. Popa A. Chang A. Masante C. Dutch RE. Viral entry mechanisms: The increasing diversity of paramyxovirus entry. *The FEBS journal* 2009; 276(24):7217–7227. <https://doi.org/10.1111/j.1742-4658.2009.07401.x>
- Gogoi P. Ganar K. Kumar S. Avian paramyxovirus: A brief review. *Transboundary and emerging diseases* 2017; 64(1):53–67. <https://doi.org/10.1111/tbed.12355>
- Xiao S. Paldurai A. Nayak B. Samuel A. Bharoto EE. Prajitno TY. Collins PL et al. Complete genome sequences of Newcastle disease virus strains circulating in chicken populations of Indonesia. *Journal of Virology* 2012; 86(10):5969–5970. <https://doi.org/10.1128/JVI.00546-12>
- Ansori ANM. Kharisma VD. Characterization of Newcastle disease virus in Southeast Asia and East Asia: Fusion protein gene. *EKSAKTA: Journal Ilmu-Ilmu MIPA* 2020; 20(1):14–20. <https://doi.org/10.20885/eksakta.vol1.iss1.art3>
- Putri DD. Handharyani E. Soejoedono RD. Setiyono A. Mayasari NLPI. Poetri ON. Pathotypic characterization of Newcastle disease virus isolated from vaccinated chicken in West Java, Indonesia. *Veterinary World* 2017; 10(4):438–444. <https://doi.org/10.14202/vetworld.2017.438-444>
- Emini EA. Hughes JV. Perlow DS. Boger J. (1985). Induction of hepatitis A virus-neutralizing antibody by a virus-specific synthetic peptide. *Journal of Virology* 1985; 55(3):836–839. <https://doi.org/10.1128/jvi.55.3.836-839.1985>

## RECOMONDED ARTICLES:

---



Research Journal of Pharmacy and Technology (RJPT) is an international, peer-reviewed, multidisciplinary journal....

[Read more >>> \(AboutJournal.aspx\)](#)

RNI: CHHENG00387/33/1/2008-TC

DOI: 10.5958/0974-360X

0.38

56th percentile

2018  
CiteScore

Powered by **Scopus**

([https://www.scopus.com/sourceid/21100197160?dgcid=sc\\_widget\\_citescore](https://www.scopus.com/sourceid/21100197160?dgcid=sc_widget_citescore))

# Research Journal of Pharmacy and Technology


Q3

Pharmacology  
(medical)

best quartile

SJR 2021


0.23



powered by scimagojr.com

<https://www.scimagojr.com/journalsearch.php?q=21100197160&tip=sid&exact=no>

## QUICK LINKS

 [SUBMIT ARTICLE \(SUBMITARTICLE.ASPX\)](#)

 [AUTHOR'S GUIDELINES \(DOWNLOADS/INSTRUCTIONS\\_TO\\_AUTHOR.PDF\)](#)

 [PAPER TEMPLATE \(DOWNLOADS/PAPER\\_TEMPLAT.DOC\)](#)

 [COPYRIGHT FORM \(DOWNLOADS/COPYRIGHT TRANSFER FORM.DOCX\)](#)

 [CERT. OF CONFLICT OF INTREST \(DOWNLOADS/CERTIFICATE OF CONFLICT OF INTREST.PDF\)](#)

 [PROCESSING CHARGES \(CHARGESDETAILS.ASPX\)](#)



INDEXING INFORMATION (INDEXED\_IN.ASPX)

## LATEST ISSUES



MAY 2022 (45) (ISSUES.ASPX?VID=15&IID=5)



APRIL 2022 (84) (ISSUES.ASPX?VID=15&IID=4)



MARCH 2022 (77) (ISSUES.ASPX?VID=15&IID=3)



FEBRUARY 2022 (77) (ISSUES.ASPX?VID=15&IID=2)



JANUARY 2022 (80) (ISSUES.ASPX?VID=15&IID=1)



DECEMBER 2021 (98) (ISSUES.ASPX?VID=14&IID=12)



NOVEMBER 2021 (95) (ISSUES.ASPX?VID=14&IID=11)



OCTOBER 2021 (93) (ISSUES.ASPX?VID=14&IID=10)

## POPULAR ARTICLES

(AbstractView.aspx?PID=2017-10-9-19)

**Formulation and Evaluation of Aspirin Tablets by Using Different Lubricants in Combination for better Kinetic Drug Release Study by PCP**

(AbstractView.aspx?PID=2017-10-9-19)

(AbstractView.aspx?PID=2017-10-9-42)

**Detection of Food Adulterants in Chilli, Turmeric and Coriander Powders by Physical and Chemical Methods**

(AbstractView.aspx?PID=2017-10-9-42)

(AbstractView.aspx?PID=2020-13-1-43)

**Formulation and Evaluation of Herbal Face Cream**

(AbstractView.aspx?PID=2020-13-1-43)



(AbstractView.aspx?PID=2013-6-2-15)

### **Medicinal Plants from Solanaceae Family**

(AbstractView.aspx?PID=2013-6-2-15)

(AbstractView.aspx?PID=2019-12-1-69)

### **Recent Advances in Preventive Resin Restoration (PRR)**

(AbstractView.aspx?PID=2019-12-1-69)

(AbstractView.aspx?PID=2018-11-2-70)

### **Recent Advancements in Laminates and Veneers in Dentistry**

(AbstractView.aspx?PID=2018-11-2-70)

(AbstractView.aspx?PID=2014-7-9-14)

### **The Use of Neem in Oral Health**

(AbstractView.aspx?PID=2014-7-9-14)

(AbstractView.aspx?PID=2010-3-3-60)

### **Evaluation of Ayurvedic Marketed Formulations Asava's and Arista's.**

(AbstractView.aspx?PID=2010-3-3-60)

(AbstractView.aspx?PID=2017-10-12-61)

### **Mathematical Models in Drug Discovery, Development and Treatment of Various Diseases – A Case Study**

(AbstractView.aspx?PID=2017-10-12-61)

(AbstractView.aspx?PID=2019-12-11-80)

### **Dental Waxes–A Review**

(AbstractView.aspx?PID=2019-12-11-80)

(AbstractView.aspx?PID=2015-8-12-24)

### **Screening Methods for Hepatoprotective Agents in Experimental Animals**

(AbstractView.aspx?PID=2015-8-12-24)

(AbstractView.aspx?PID=2012-5-5-5)

### **A comparative, Bioequivalence study to evaluate the safety and pharmacokinetic profile of single dose Ivabradine 7.5mg Tablets in healthy, adult, human subjects under fasting condition.**

(AbstractView.aspx?PID=2012-5-5-5)

(AbstractView.aspx?PID=2014-7-9-16)

### **Project Writing for Retail Pharmacy Practical Training: A Proforma**

(AbstractView.aspx?PID=2014-7-9-16)

(AbstractView.aspx?PID=2020-13-4-16)

### **Formulation and Evaluation of Herbal Lipsticks**

(AbstractView.aspx?PID=2020-13-4-16)

(AbstractView.aspx?PID=2016-9-7-13)

**Analytical method development and validation of ambroxol hydrochloride by UV spectroscopy and forced degradation study and detection of stability.**

(AbstractView.aspx?PID=2016-9-7-13)

## Recent Articles

---

## Tags

---

Not Available

---

## ABOUT JOURNAL

Research Journal of Pharmacy and Technology (RJPT) is an international, peer-reviewed, multidisciplinary journal, devoted to pharmaceutical sciences. The aim of RJPT is to increase the impact of pharmaceutical research both in academia and industry, with strong emphasis on quality and originality. RJPT publishes Original Research Articles, Short Communications, Review Articles in all areas of pharmaceutical sciences from the discovery of a drug up to clinical evaluation. Topics covered are: Pharmaceutics and Pharmacokinetics; Pharmaceutical chemistry including medicinal and analytical chemistry; Pharmacognosy including herbal products standardization and Phytochemistry; Pharmacology: Allied sciences including drug regulatory affairs, Pharmaceutical Marketing, Pharmaceutical Microbiology, Pharmaceutical biochemistry, Pharmaceutical Education and Hospital Pharmacy.

Read More >>> (AboutJournal.aspx)

## VISITORS



Today:

Yesterday:

Total:

[HOME \(HOME.ASPX\)](#) | [ABOUT JOURNAL \(ABOUTJOURNAL.ASPX\)](#) |

[EDITORIAL BOARD \(EDITORIALBOARD.ASPX\)](#) | [SITEMAP \(SITEMAP.XML\)](#)



(<https://tlabssolutions.com/>)

Designed and Developed by:

**T-Labs Solutions (<https://tlabssolutions.com/>)**