

FOLIA MEDICA INDONESIANA

Vol. 56 No. 2 June 2020

EFFECT OF ETHANOL EXTRACT OF DATE PALM FRUIT (*Phoenix dactylifera* L) ON SPERMATOZOA CONCENTRATION OF BALBIC MICE (*Mus musculus*) EXPOSED TO 2-METHOXYETHANOL
(Tisa Rudri Yassin, Rina Yudhas, Rery Trihoni)

COMPARISON BETWEEN EXPOSURE OF CIPROFLOXACIN AND CEFOTAXIME ON DEVELOPING OF *Escherichia coli* ESBL
(Muzammil Amin, Eddy Bagus Wessia, Erwin Astri Triyana)

HIGH SENSITIVE TROPONIN I AND EXTENDED RANGE C-REACTIVE PROTEIN AS MARKERS TO PREDICT CARDIOTOXICITY IN LOCALLY ADVANCED BREAST CANCER WITH NEOADJUVANT CAF (CYCLOPHOSPHAMIDE, ADRIAMYCIN/DOXORUBICIN, 5-FLUOROURACIL) THERAPY
(Yusuf Halmi, Hidayat, Harora Ishardianto, Liana Annisa)

THE PATTERN OF ANTIBIOTIC PRESCRIPTION AND ANTIMICROBIAL RESISTANCE OF GUT FLORA *Escherichia coli* AT AISYIYAH HOSPITAL, BOJONEGORO
(Ava Nurfaiz Hidayah, Didik Hasmana, Muqoddas Thayyib, Kusnanti)

THERAPY EFFECT OF RED DRAGON FRUIT (*Hylocereus polyrhizus*) PEEL EXTRACT TO INCREASE THE NUMBER OF SERTOLI CELLS ON BALBIC MICE (*Mus musculus*) EXPOSED TO LEAD ACETATE
(Evy Mulandari, Rery Trihoni, Sri Agus Sudarwo)

THE ROLE OF ANTIAPOPTOTIC ERYTHROPOIETIN ON ULTRAVIOLET B-INDUCED PHOTODAMAGED SKIN THROUGH INHIBITION OF SUNBURN CELLS
(Handi Suyana, Kristian Satriya, Dedy Susanti)

EFFECT OF GLUCOSE INDUCTION ON BIOFILM DENSITY IN CLINICAL ISOLATE *Acinetobacter baumannii* PATIENTS IN INTENSIVE CARE UNIT OF DR. SOETOMO HOSPITAL, SURABAYA
(Wira W. Lindaria, Eddy Bagus Wessia, Kartus Debona)

IMPACT OF STONE SIZE, LOCATION, AND STONE COMPOSITION ON THE EFFICACY OF EXTRACORPOREAL SHOCK WAVE LITHOTRIPSY FOR RESIDUAL STONE AFTER PERCUTANEOUS NEPHROLITHOTOMY
(Zuhri Sewati, Dody M Soesat)

EFFECT OF ADAPTIVE EXERCISE ON BODY TEMPERATURE IN CHILDREN WITH MOTORIC DISORDER
(Sofia Yucha Mulyadi, Purwa Sri Rezeki, Darmayanti Tinduh, Gede's Meara, Sari, Rizki Dita Prasetya)

BODY MASS INDEX AND URINALYSIS MARKERS IN THE SEEMINGLY HEALTHY YOUNG ADULTS
(Krisnawan Andy Pradana, Viskasari P. Kofanpati, Ni Wajani Tinharingsih)

A STUDY ON KNOWLEDGE TOWARDS BRAIN DEATH AMONG RESIDENTS IN INDONESIA
(Astra A. Fauzi, Christyoga Sunantono Wafoga, Abdullah Mochin, Muhammad Jalal Shodiq)

Review Article:

PRESEPTIN: NEW BIOMAKER TO EVALUATE EMPIRICAL ANTIBIOTIC THERAPY OUTCOME IN SEPTIC CONDITION
(Nidia Cahyani Puspitasari, Ayu Masari)

Case Report:

CRANIAL VAULT REDUCTION CRANIOPLASTY FOR SEVERE HYDROCEPHALUS
(Wihasto Suryaningtyas, Muhammad Arifan Paramangi)

International Online Distribution by ProQuest™
www.proquest.com

Folia Medica
Indonesiana

Vol. 56

No. 2

Page 82-158

Surabaya
June 2020

p-ISSN: 2355-8393
e-ISSN: 2599-056X

EDITORIAL TEAM

EDITOR-IN-CHIEF

Kuntaman Kuntaman, Department of Clinical Microbiology, Universitas Airlangga, Surabaya, Indonesia

ASSOCIATE EDITORS

Viskasari Pintoko Kalanjati, Department of Anatomy Histology and Pharmacology, Faculty of Medicine, Universitas Airlangga, Surabaya, Indonesia

EDITORIAL BOARD

Muhammad Miftahussurur, Universitas Airlangga, Indonesia; Baylor College Medicine, Houston, US
Yoshio Yamaoka, Oita University, Japan
Anucha Thatrimontrichai, Prince of Songkla University, Thailand Surasak Sangkhathat, Pediatric Surgery Unit, Department of Surgery, Prince of Songkla University, Songkhla, Thailand, Thailand
Purwo Sri Rejeki, Department of Physiology and Biochemistry, Faculty of Medicine, Universitas Airlangga, Surabaya, Indonesia
Delvac Oceandy, University of Manchester, Manchester, United Kingdom
Aryati Aryati, PDS PATKLIN, Indonesia
Andrew Smith, United Kingdom
Franco Servadei, Italy
Maarten J Postma, Netherlands
Dirk Jan Marie de Ridder, Belgium
Horie Shigeo, Japan
Yusuke Suzuki, Japan
Hiroaki Kimura, Department of Physical Medicine and Rehabilitation, Hiroshima University Hospital, Japan
Arend Frederik Bos, Division of Neonatology, Faculty of Medical Sciences, University of Groningen, Netherlands
Bambang Purwanto, Department of Medical Physiology, Faculty of Medicine, Universitas Airlangga, Surabaya, Indonesia
Azimatul Karimah, Dr. Soetomo General Hospital, Surabaya, Indonesia
Lucky Prasetiowati, PAAI, Indonesia
Reny Itishom, Department of Biomedical Sciences, Faculty of Medicine, Universitas Airlangga, Surabaya, Indonesia
Christianto Lumenta, Bogenhausen Academic Teaching Hospital, Technical University, Munich, Germany
Irwanto Irwanto, Dr. Soetomo General Hospital, Surabaya, Indonesia
Jitti Hanpraseritpong, Division of Gynecologic Oncology, Department of Obstetrics and Gynecology, Faculty of Medicine, Prince of Songkla University, Hat Yai, Songkhla, Thailand
Surasak Sangkhathat, Pediatric Surgery Unit, Department of Surgery, Prince of Songkla University, Songkhla, Thailand
Asra Al Fauzi, PERSPEBSI, Indonesia
Brahmaputra Marjadi, Western Sydney University, Penrith, Australia
Wihasto Suryaningtyas, PERSPEBSI, Indonesia
Siti Khaerunnisa, Department of Biochemistry and Physiology, Faculty of Medicine, Universitas Airlangga, Indonesia

ASSISTANT EDITORS

Achmad Naufal Irsyadi, Unit Konsorsium Jurnal dan Folia Medica Indonesiana, Indonesia
Annisa Hanan, Unit Konsorsium Jurnal dan Folia Medica Indonesiana, Indonesia

Indexed By



View My Stats



This work is licensed under a Creative Commons Attribution-NonCommercial-ShareAlike 4.0 International License.

ISSN

Printed ISSN

Electronic ISSN

Instruction for Author

[How to Submit](#)

[Guidelines for Authors](#)

[Online Submission](#)

[Document Template](#)

[Disclaimer](#)

Journal Policy

[Focus and Scope](#)

[Publication Ethics](#)

[Article Processing Charge](#)

[Editorial Team](#)

[Peer Reviewers](#)

[Peer Review Process](#)

[Peer Review Process Flowchart](#)

[Open Access Statement](#)

[Plagiarism Check](#)

[Archiving](#)

[Copyright](#)

[Contact](#)

[Old Website](#)

Journal Standing

Scopus

Reference Manager



Plagiarism Checker



External Links



In Collaboration with



VOL 56, NO 2 (2020)

JUNE

TABLE OF CONTENTS

FRONT MATTER

Front Matter Vol. 56, No. 2 June (2020)

 PDF

BACK MATTER


Back Matter Vol. 56, No. 2 June (2020)

 PDF

ARTICLES

Effect of Ethanol Extract of Date Palm Fruit (*Phoenix dactylifera*. L) on Spermatozoa Concentration of BALB/c Mice (*Mus Musculus*) Exposed to 2-Methoxyethanol

 PDF
82-85

 10.20473/fmi.v56i2.21189

Tita Rudini Yassin, Rina Yaudiwati, Reny I'tishom

Comparison between Exposure of Ciprofloxacin and Cefotaxime on Developing of *Escherichia coli* ESBL


 PDF
86-90

 10.20473/fmi.v56i2.21203

Muhammad Amin, Eddy Bagus Wasito, Erwin Astha Triyono

High Sensitive Troponin I and Extended Range C-Reactive Protein as Markers to Predict Cardiotoxicity in Locally Advanced Breast Cancer with Neoadjuvant CAF (Cyclophosphamide, Adriamycin/Doxorubicin, 5Fluorouracil) Therapy


 PDF
91-98

 10.20473/fmi.v56i2.21205

Yusfik Helmi Hidayat, Hantoro Ishardyanto, Leonita Anniwati

The Pattern of Antibiotic Prescription and Antimicrobial Resistance of Gut Flora *Escherichia coli* at Aisiyah Hospital, Bojonegoro

 PDF
99-107

 10.20473/fmi.v56i2.21227

Ana Nurlaili Hidayah, Didik Hasmono, Muqoddar Thayyib, K Kuntaman

Therapy Effect of Red Dragon Fruit (*Hylocereus polyrhizus*) Peel Extract to Increase the Number of Sertoli Cells On BALB/c Mice (*Mus musculus*) Exposed to Lead Acetate


 PDF
108-113

 10.20473/fmi.v56i2.21228

Evy Wulandari, Reny I'tishom, Sri Agus Sudjarwo

The Role of Antiapoptotic Erythropoietin on Ultraviolet B-Induced Photodamaged Skin Through Inhibition of Sunburn Cells

 PDF
114-117

 10.20473/fmi.v56i2.21229

Handi Suyono, Kristian Sanjaya, Deby Susanti

Effect of Glucose Induction on Biofilm Density in Clinical Isolate *Acinetobacter baumannii* Patients in Intensive Care Unit of Dr. Soetomo Hospital, Surabaya

 PDF
118-126

 10.20473/fmi.v56i2.21230

ISSN

Printed ISSN

Electronic ISSN

Instruction for Author

[How to Submit](#)

[Guidelines for Authors](#)

[Online Submission](#)

[Document Template](#)

[Disclaimer](#)

Journal Policy

[Focus and Scope](#)

[Publication Ethics](#)

[Article Processing Charge](#)

[Editorial Team](#)

[Peer Reviewers](#)

[Peer Review Process](#)

[Peer Review Process Flowchart](#)

[Open Access Statement](#)

[Plagiarism Check](#)

[Archiving](#)

[Copyright](#)

[Contact](#)

[Old Website](#)

Journal Standing

Scopus

Reference Manager

 MENDELEY

Plagiarism Checker

 turnitin

External Links



In Collaboration with



Impact of Stone Size, Location, and Stone Composition on the Efficacy of Extracorporeal Shock Wave Lithotripsy for Residual Stone after Percutaneous Nephrolithotomy

PDF
127-130

10.20473/fmi.v56i2.21231

Zuhri Sawal, Doddy M Soebadi

Effect of Adaptive Exercise on Body Temperature in Children with Motoric Disorder

PDF
131-134

10.20473/fmi.v56i2.21232

Soffil Yudha Mulyadi, Purwo Sri Rejeki, Darmayanti Tinduh, Gadis Meinar Sari, Rizka Eka Prasetya

Body Mass Index and Urinalysis Markers in the Seemingly Healthy Young Adults

PDF
135-139

10.20473/fmi.v56i2.21233

Krisnawan Andy Pradana, Viskasari P Kalanjati, Ni Wajan Tirthaningsih

A Study on Knowledge Towards Brain Death among Residents in Indonesia

PDF
140-147

10.20473/fmi.v56i2.21235

Asra Al Fauzi, Christrijogo Sumartono Waloejo, Abdulloh Machin, Muhammad Ja'far Shodiq

Review Article: Presepsin: New Biomaker to Evaluate Empirical Antibiotic Therapy Outcome in Septic Condition

PDF
148-153

10.20473/fmi.v56i2.21236

Aldita Cahyani Puspitasari, Ayu Mawari

Case Report: Cranial Vault Reduction Cranioplasty for Severe Hydrocephalus

PDF
154-158

10.20473/fmi.v56i2.21237

Wihasto Suryaningtyas, Muhammad Arifin Parenrengi

Indexed By



View My Stats



This work is licensed under a Creative Commons Attribution-NonCommercial-ShareAlike 4.0 International License.

Accreditation Certificate



OPEN JOURNAL SYSTEMS

Journal Help

USER

Username:
Password:
 Remember me

NOTIFICATIONS

View
Subscribe

JOURNAL CONTENT

Search:
Search Scope: All

Browse

By Issue
By Author
By Title
Other Journals

FONT SIZE

INFORMATION

For Readers
For Authors
For Librarians

Visitors

ID 38,947	AU 518
US 5,380	PH 499
IN 1,131	GB 465
MY 633	TH 419
JP 599	CA 350

Pageviews: 197,197



Pusat Pengembangan Jurnal dan Publikasi Ilmiah
Universitas Airlangga
copyright@2017 Template PPJPI

EFFECT OF ETHANOL EXTRACT OF DATE PALM FRUIT (*Phoenix dactylifera. L*) ON SPERMATOZOA CONCENTRATION OF Balb/c MICE (*Mus musculus*) EXPOSED TO 2-METHOXYETHANOL

Tita Rudini Yassin¹, Rina Yaudiwati², Remy P'tishom²

¹Master Program of Reproductive Health, ²Department of Medical Biology, Faculty of Medicine, Universitas Airlangga, Surabaya, Indonesia

ABSTRACT

Antioxidants are important compounds for the human body because they function to capture free radicals causing degenerative diseases. Flavonoid and phenolic compounds in dates have antioxidant activity that can inhibit the increase in lipid peroxide and protein oxide. This study aims to prove the increase in the concentration of mice (*Mus musculus*) spermatozoa given ethanol extract dates and exposed to 2-methoxyethanol. Experimental animals used 35 mice (*Mus musculus*), divided into 5 groups (7 mice per group). The negative control group (K-) was the control group without administration of 2-methoxyethanol and date ethanol extract, the positive control group (K+) was given 200 mg/kg 2-methoxyethanol + CMC 0.5%, the treatment group 1 (P1) was given 200 mg/kg BW 2-methoxyethanol + 3.5 mg/gBW of ethanol extract dates, treatment group 2 (P2) were given 200 mg/kg BW 2-methoxyethanol + 7 mg/gBW of date palm ethanol extract, and treatment group 3 (P3) were given 200 mg/kg 2-methoxyethanol + 10.5 mg/gBW of ethanol extract dates. The results showed there were significant differences in spermatozoa concentrations between the positive control group (K+) and the negative control group (K-), treatment group 1 (P1) and treatment groups 2 and 3. mice (*Mus musculus*) exposed to 2-methoxyethanol.

Keywords: Ethanol extract of dates; 2-methoxyethanol; spermatozoa concentration

ABSTRAK

Antioksidan merupakan senyawa penting bagi tubuh manusia karena berfungsi untuk menangkap radikal bebas yang dapat menyebabkan terjadinya penyakit degeneratif. Senyawa flavonoid dan fenolik dalam buah kurma memiliki aktivitas antioksidan yang dapat menghambat kenaikan lipid peroksida dan protein oksida. Penelitian ini bertujuan untuk membuktikan peningkatan konsentrasi spermatozoa mencit (*Mus musculus*) yang diberi ekstrak etanol kurma dan dipapar 2-methoxyethanol. Hewan coba menggunakan mencit (*Mus musculus*) sejumlah 35 ekor, dibagi menjadi 5 kelompok (7 ekor mencit per kelompok). Kelompok kontrol negatif (K-) adalah kelompok kontrol tanpa pemberian 2-methoxyethanol dan ekstrak etanol kurma, Kelompok kontrol positif (K+) diberi 200 mg/kgBB 2-methoxyethanol + CMC 0.5%, kelompok perlakuan 1 (P1) diberi 200 mg/kgBB 2-methoxyethanol + 3.5 mg/gBB ekstrak etanol kurma, kelompok perlakuan 2 (P2) diberi 200 mg/kg BB 2-methoxyethanol + 7 mg/gBB ekstrak etanol kurma, dan kelompok perlakuan 3 (P3) diberi 200 mg/kg BB 2-methoxyethanol + 10.5 mg/gBB ekstrak etanol kurma. Hasil penelitian menunjukkan ada perbedaan signifikan pada konsentrasi spermatozoa antara kelompok kontrol positif (K+) dengan kelompok kontrol negatif (K-), kelompok perlakuan 1 (P1) dan kelompok perlakuan 2 dan 3. Kesimpulan penelitian ini adalah ekstrak etanol kurma terbukti dapat meningkatkan konsentrasi spermatozoa mencit (*Mus musculus*) yang dipapar 2-methoxyethanol.

Kata kunci: Ekstrak etanol kurma; 2-methoxyethanol; konsentrasi spermatozoa

Correspondence: Tita Rudini Yassin, Master Program of Reproductive Health, Faculty of Medicine, Universitas Airlangga, Jl. Prof. Dr. Moestopo 47, Surabaya 60131 Indonesia. Phone: 031-5501617. E-mail: titazakki@gmail.com

pISSN:2355-8393 • eISSN: 2599-056x • doi: <http://dx.doi.org/10.20473/fmi.v56i2.21189>

• Fol Med Indones. 2020;56:82-85 • Received 31 Jan 2017 • Accepted 20 Jul 2017

• Open access under CC-BY-NC-SA license • Available at <https://e-journal.unair.ac.id/FMI/>

INTRODUCTION

2-methoxyethanol is a chemical that is very dangerous to human safety including reproductive function. This compound is widely used as a solvent for organic water-

based materials in industries and household appliances (Starek et al 2010). Long-term exposure to 2-methoxyethanol can disrupt the male reproductive system by affecting the production or maturation process of spermatozoa (concentration, motility, and

morphology) (Giwereman & Bonde 1998). In vitro research shows that 2-methoxyethanol can inhibit the production of lactic acid in Sertoli cell culture so that it can interfere with the growth of spermatocytes, because lactate is an important component as an energy source for growing spermatocytes. 2-methoxyethanol in the body is oxidized by alcohol dehydrogenase to methoxyacetaldehyde (MALD) which is then metabolized into Methoxyacetic acid (MAA) which is toxic by dehydrogenase. Methoxyacetic acid as a result of the metabolism of 2-methoxyethanol is a strong oxidant that can cause oxidative stress in spermatozoa. Oxidation stress is caused by the formation of reactive oxygen species (ROS). Very high levels of ROS not only affect the integrity of DNA in the nucleus of spermatozoa, but also the flexibility of cell membranes thereby reducing the quality of spermatozoa (Hayati et al 2004). Dates contain high antioxidants in the form of flavonoids. Flavonoid glucoside is the highest number of flavonoid compounds in the extract of dates (Al Haija, 2011). This type of flavonoid is known to inhibit and eliminate free radicals due to exposure to chemicals one of which is 2-methoxyethanol. It is expected that this date extract can improve the concentration of spermatozoa which may later have an impact on infertility.

MATERIALS AND METHODS

This was an experimental study with a research design using the post test only control group design approach. The research used experimental animals of Balb/c male mice which were given ethanol extract dates orally and 2-methoxyethanol sub cutaneous. Experimental animals were divided into five groups, namely one negative control group, one positive control group, and three treatment groups. All mice (*Mus musculus*) test animals were first grouped into 5 groups with 7 animals in each group. Furthermore, the test animals were given the following treatment. The first group was given aquadest 0.1 ml/day. The second group was given 2-methoxyethanol dose 200 mg/kgBW for 5 days, followed by 0.5% CMC for 47 days. the third group was

given 2-methoxyethanol at a dose of 200 mg/kg BW for 5 days, followed by ethanol extract dates 3.5 mg/g BW for 47 days. the fourth group was given 2-methoxyethanol dose 200 mg/kg BW for 5 days, followed by ethanol extract dates 7 mg/g BW for 47 days and the fifth group was given 2-methoxyethanol dose 200 mg/kg BW for 5 days, followed by ethanol extract dates 10 . 5 mg/g BW for 47 days. On day 52, mice were sacrificed and semen analysis was examined to determine the concentration of spermatozoa in the control group and the treatment group.

RESULTS

The results of this study indicated that the mean concentration of spermatozoa in the positive control group (K+) had decreased compared to the negative control (K-). The mean concentration in all treatment groups (P1, P2, P3) increased when compared to the positive control group (K+), while the positive control group (K+) decreased when compared to the negative control group (K-). The average concentration of spermatozoa can be seen in Table 1.

Test the normality of spermatozoa concentration by using the One Sample Kolmogorov Smirnov test with $\alpha=0.05$ obtained p-value=0.665. This can be interpreted that the spermatozoa concentration data were normally distributed. Homogeneity variance test using Levene's Test with $\alpha=0.05$ obtained p-value=0.127. This can be interpreted that the spermatozoa concentration data were homogeneous.

Spermatozoa concentration data were normally distributed and homogeneous, so the analysis test used is One-way Anova as a variance analysis test. One-way Anova test results showed $\alpha=0.05$ and p-value=0.012. This can be interpreted that there are significant differences between groups K-, K+, P1, P2 and P3.

Table 1. Average concentrations of spermatozoa in K-, K+, P1, P2, and P3

Groups	Mean	SD	Minimum	Maximum
K(-)	8.78 ^a	2.72	4.58	11.90
K(+)	4.71 ^b	1.41	2.70	7.08
P1	7.28 ^a	1.22	5.80	9.48
P2	7.60 ^a	1.68	5.18	10.20
P3	7.95 ^a	2.77	4.05	11.75

Different superscript letters indicate significant differences with the double comparison test ($p < 0.05$)

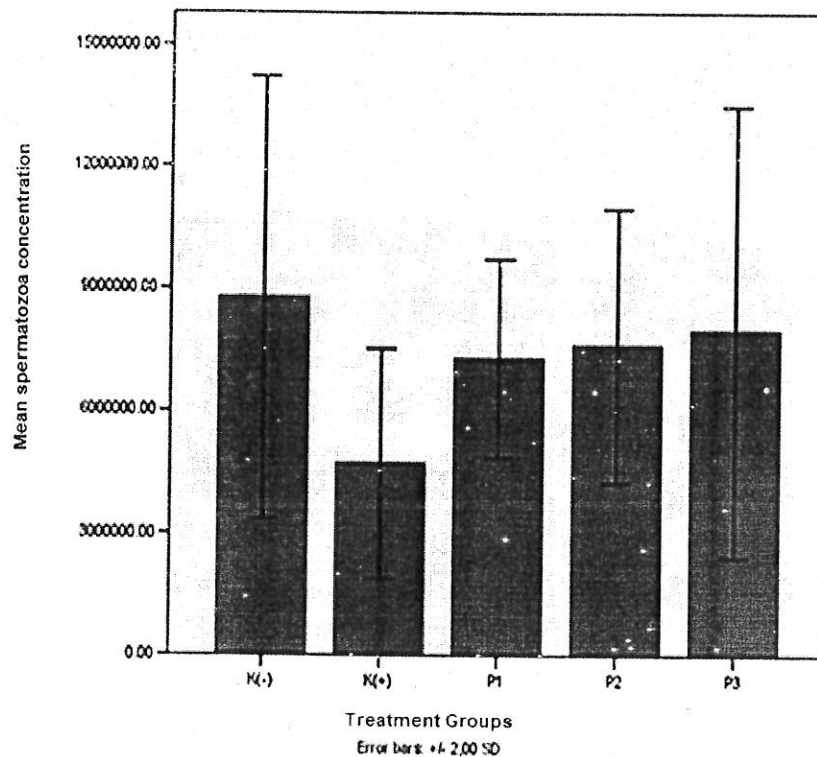


Fig. 1. Mean spermatozoa concentration in the treatment groups.

The results of the mean concentrations in Fig. 1 showed that the group with 2-methoxyethanol dose 200 mg/kg exposure on days 1-5 + ethanol extract dates 3.5 mg/kg BW on days 6-52 (P1), 2-methoxyethanol exposure dose of 200 mg/kg on days 1-5 + ethanol extract of dates 7 mg/kg BW on days 6-52 (P2), and exposure to 2-methoxyethanol dose of 200 mg/kg on days 1-5 + date palm ethanol extract 10.5 mg/kg body weight on days 6-52 (P3) showed a higher mean spermatozoa concentration compared to the group with 2-methoxyethanol dose 200 mg/kg + 0.5% CMC exposure on days 6-52 (K+), but lower than the group with 0.1 ml/day (K-) aquadest exposure. This can be interpreted that giving exposure to 2-methoxyethanol at a dose of 200 mg/kg can reduce the concentration of spermatozoa, while the administration of date palm ethanol extract can increase the concentration of spermatozoa.

DISCUSSION

The results showed that there was an increase in the concentration of spermatozoa in all treatment groups given dates ethanol extract compared with the positive control group that had been given exposure to 2-methoxyethanol. Giving 2-methoxyethanol can reduce the concentration, motility, and morphology of

spermatozoa because 2-methoxyethanol which is metabolized by the body will form a free radical and produce ROS. Excessive amounts of free radicals will trigger oxidative stress in the brain and testicles. Oxidative stress that occurs in the brain will interfere with the work of the anterior pituitary in secreting reproductive hormones namely LH and FSH so that it can affect the target organ of the testes in the process of spermatogenesis so as to cause a decrease in spermatozoa concentration.

In this study, mice (*Mus musculus*) as experimental animals were given a dose of 2-methoxyethanol as much as 200 mg/kgBW on days 1-5. These results are in line with research by Hayati et al (2004) which states that the 2-methoxyethanol compound given to male mice with a dose of 200 mg/kgBW on days 1-5 is known to cause a decrease in the number of spermatogonia, primary spermatocytes, and round spermatocytes. Increased membrane permeability can cause decreased spermatozoa motility and dysfunction of Leydig cells and Sertoli cells. In addition, this can also result in enzyme inactivation, damage to DNA structure by stimulating the formation of DNA-based additives resulting in DNA fragmentation and resulting in cell death that can ultimately lead to a decrease in spermatozoa quality (Hamada et al 2011).

The content of various nutrients in dates provide many benefits for the body. The main components of the dates are protein (2.3-5.6%), fat (0.2-0.5%), minerals (1-1.9%), fiber (6.4-11.5%), vitamins (C, B1, B2, B3 and A), organic acids and polyphenols. In addition to nutritional value and biochemical aspects, dates have biological and pharmacological properties, such as antimutagenic, antioxidant, anticancer, anti-inflammatory, antimicrobial and gastroprotective properties (Baliga et al 2010). Dates contain high antioxidants in the form of flavonoids. Flavonoid glucoside is the highest number of flavonoid compounds in the extract of dates. This type of Flavonoid is known to inhibit and eliminate free radicals due to chemical exposure. Flavonoid glucoside has potential as an antioxidant. Flavonoid glucoside, which is found in dates, is a type of compound that is not conjugated with glucose.

CONCLUSION

The administration of date palm ethanol extract has been proven to increase spermatozoa concentration even though the spermatozoa concentration is still lower than the spermatozoa concentration without exposure to 2-

methoxyethanol. This active substance contained in date palm ethanol extract has a role in increasing the average spermatozoa concentration in all treatment groups.

REFERENCES

- Baliga MS. et al (2010). A review of the chemistry and pharmacology of the date fruits (*Phoenix dactylifera L*). Food Research International. In Press, Accepted Manuscript.
- Giwerzman A, Bonde JP (1998). Declining male fertility and environmental factors. *Endocrinol Metab Clin North Am* 27, 807-830
- Hamada A, Esteves SC, Agarwal A (2012). Unexplained infertility-looking beyond routine semen analysis. *Eur Urol Rev* 7, 90-6
- Hayati A, Yunaida B, Pidada IBR, Darmanto W, Winarni D (2004). Efek 2-methoxyethanol terhadap Struktur Histologi Mencit (*Mus musculus*). *Penelitian Berkala Hayati* 10, 7-12
- Starek AK, Miranowicz-Dzierzawska B, Starek-Swiechowicz (2010). Interactive affect of combined exposure to ethylene glycol ethers and ethanol on hematological parameters in rats. *Health* 2, 1054-1064

Journal Profile

Folia Medica Indonesiana

eISSN : 2599056X | pISSN :

Education

Universitas Airlangga



S2

Sinta Score



Indexed by GARUDA

11

H-Index

9

H5-Index

814

Citations

536

5 Year Citations
