
EJD-2022-1-30 - (1954) Manuscript submission confirmation

1 message

European Journal of Dentistry <ejd@manuscriptmanager.net>
Reply-To: Aditi Painuly <aditi.painuly@thieme.in>
To: eha-r-a@fkg.unair.ac.id

Wed, Jan 26, 2022 at 1:21 PM

Manuscript: EJD-2022-1-30 - (1954) - COMPUTER-AIDED SYSTEM OF THE MANDIBULAR CORTICAL BONE POROSITY ASSESSMENT ON DIGITAL PANORAMIC RADIOGRAPHS

Authors: Eha Renwi Astuti (Corresponding Author), Agus Zainal Arifin (Co-author), Rarasmaya Indraswari (Co-author), Ramadhan Hardani Putra (Co-author), Nastiti Faradilla Ramadhani (Co-author), Berty Pramatika (Co-author)

Date submitted: 2022-01-26

Dear Dr. Astuti

Thank you very much for submitting the above manuscript. Please refer to the manuscript number in all correspondence concerning the manuscript as listed above.

The manuscript will now be forwarded to our Editors and reviewers and we shall inform you as soon as a decision has been made by the editorial board.

The progress of your manuscript can be followed in the progress report that can be accessed from your account overview.

Sincerely,
The Editorial Office

YOUR SIGN IN INFORMATION

Website: <https://www.manuscriptmanager.net/ejd>

Email: eha-r-a@fkg.unair.ac.id

Forgot password or not signed in before?

Click the URL below to create/reset your password.

https://www.manuscriptmanager.net/sLib/v4/retrieve_pw.php?paramScreen=zFkgpTTOENS1Cd7fst2ZAfnOsktN/DdEwmizpZOtVLw=

EJD-2022-1-30 - (1954) Revise manuscript (minor revisions)

2 messages

European Journal of Dentistry <ejd@manuscriptmanager.net>
Reply-To: Nejdethan Adanir <necdethan@gmail.com>
To: eha-r-a@fkg.unair.ac.id

Thu, Mar 17, 2022 at 2:04 AM

Manuscript: EJD-2022-1-30 - (1954) - COMPUTER-AIDED SYSTEM OF THE MANDIBULAR CORTICAL BONE POROSITY ASSESSMENT ON DIGITAL PANORAMIC RADIOGRAPHS

Date submitted: 2022-01-26

Dear Dr. Astuti

Thank you very much for submitting the above manuscript to European Journal of Dentistry.

Your manuscript has now been evaluated by external reviewers and members of the editorial board. A number of minor points of criticism were raised and these must be addressed before your manuscript can be accepted for publication.

When you resubmit your manuscript, please provide point-by-point answers to the reviewer criticisms in the text field provided during the online resubmission process and highlight any revisions made in your manuscript document.

We look forward to receiving the revised version within two (2) weeks and thank you, again, for submitting your manuscript to European Journal of Dentistry.

Sincerely,

Dr. Nejdethan Adanir, DDS, PhD.
Editor-in-Chief, European Journal of Dentistry
Associate Professor, Department of Restorative Dentistry
College of Dentistry, King Faisal University
Al Ahsa, KSA, 31982
necdethan@gmail.com

Reviewer report:

This paper is suitable and accordance the Journal's scope: General dentistry

Importance (clinical or otherwise) of the work.

Could you please explain why you conduct the study on panoramic radiography instead of CBCT? In our humble opinion CBCT is more specific to figure out the bone anomaly in mandible. Please state regarding the novelty of this study? what's new? or the new finding in this study? or the important things that can help the clinician / dentistry to improve the treatment to the patient

Originality of the study.

This paper is original and have a good topic. Please attach the plagiarism check (it should be under 20%), please attach the english editing / proofreading certificate also

Appropriateness of approach or study design.

The study design and methods are clear enough. Meanwhile, in the material and methods should be cite the previous study method and add the detail of material that been used in this paper. Please add more detail for every software, raw material, the analysis detail in this study. The authors should specify the inclusion, exclusion and drop out criterias; the type of this study, the time frame, sample size, sample selection, the ethical clearance and the written informed consent inquiry (in this topic maybe the patient guardian). How to calibrate the examination? Please state and provide the ethical clearance certificate of this study.

Soundness of conclusions and interpretation

The conclusion is too strong, maybe you can recast the conclusion, please be humble, you can add the suggestion statement and also please add the suggestion for further study

Relevancy of discussion.

Clarity of writing and soundness of organization of the paper.

References up to date and relevant.

It should be adding more latest reference (3-5 years from 2018-2021) to support this study.

We recommend the reference from Euro J Dent at least 3 articles. The authors did not follow the guideline to write reference section

EJD-2022-1-30/R1 RESUBMISSION - (1954) Manuscript submission confirmation

1 message

European Journal of Dentistry <ejd@manuscriptmanager.net>
Reply-To: Aditi Painuly <aditi.painuly@thieme.in>
To: eha-r-a@fkg.unair.ac.id

Thu, Mar 31, 2022 at 12:38 AM

Manuscript: EJD-2022-1-30/R1 RESUBMISSION - (1954) - COMPUTER-AIDED SYSTEM OF THE MANDIBULAR CORTICAL BONE POROSITY ASSESSMENT ON DIGITAL PANORAMIC RADIOGRAPHS

Authors: Eha Renwi Astuti (Corresponding Author), Agus Zainal Arifin (Co-author), Rarasmaya Indraswari (Co-author), Ramadhan Hardani Putra (Co-author), Nastiti Faradilla Ramadhani (Co-author), Berty Pramatika (Co-author)

Date submitted: 2022-03-30

Dear Dr. Astuti

Thank you very much for submitting the above manuscript. Please refer to the manuscript number in all correspondence concerning the manuscript as listed above.

The manuscript will now be forwarded to our Editors and reviewers and we shall inform you as soon as a decision has been made by the editorial board.

The progress of your manuscript can be followed in the progress report that can be accessed from your account overview.

Sincerely,
The Editorial Office

YOUR SIGN IN INFORMATION

Website: <https://www.manuscriptmanager.net/ejd>

Email: eha-r-a@fkg.unair.ac.id

Forgot password or not signed in before?

Click the URL below to create/reset your password.

https://www.manuscriptmanager.net/sLib/v4/retrieve_pw.php?paramScreen=yZGkKN5bI9AVwvkdr94r0Rp4T0zIBVZQmv76ulAiQ=

EJD-2022-1-30/R1 RESUBMISSION - (1954) Accept manuscript

3 messages

European Journal of Dentistry <ejd@manuscriptmanager.net>
Reply-To: Nejdethan Adanir <necdethan@gmail.com>
To: eha-r-a@fkg.unair.ac.id

Fri, Apr 1, 2022 at 7:24 PM

Manuscript: EJD-2022-1-30/R1 RESUBMISSION - (1954) - COMPUTER-AIDED SYSTEM OF THE MANDIBULAR CORTICAL BONE POROSITY ASSESSMENT ON DIGITAL PANORAMIC RADIOGRAPHS

Date submitted: 2022-03-30

Dear Dr. Astuti

It is a pleasure to inform you that your manuscript is now acceptable for publication in European Journal of Dentistry. Proofs of your manuscript and Copyright Transfer agreement details will be sent by the production team in due course.

Thank you,

Sincerely,

Dr. Nejdethan Adanir, DDS, PhD.
Editor-in-Chief, European Journal of Dentistry
Associate Professor, Department of Restorative Dentistry
College of Dentistry, King Faisal University
Al Ahsa, KSA, 31982
necdethan@gmail.com

YOUR SIGN IN INFORMATION

Website: <https://www.manuscriptmanager.net/ejd>
Email: eha-r-a@fkg.unair.ac.id

Forgot password or not signed in before?

Click the URL below to create/reset your password.

https://www.manuscriptmanager.net/sLib/v4/retrieve_pw.php?paramScreen=/iBtPC0bXA/AL2DxMNB4IL8kDOgRWkOBCs/JV1bS8A=

Dr. Necdethan Adanir <necdethan@gmail.com>
To: "eha-r-a@fkg.unair.ac.id" <eha-r-a@fkg.unair.ac.id>

Tue, Apr 5, 2022 at 2:44 AM

Dear Dr. Astuti

Greetings from European Journal of Dentistry!

Congratulations on the acceptance of your manuscript "COMPUTER-AIDED SYSTEM OF THE MANDIBULAR CORTICAL BONE POROSITY ASSESSMENT ON DIGITAL PANORAMIC RADIOGRAPHS" for publication in Journal European Journal of Dentistry (EJD). The production of your manuscript will begin soon with Thieme Publishers.

Attached you will find the open-access payment form (with APC payment details) for your completion. Please complete, sign, and return the form within 3 working days so that the production of your manuscript can continue in an efficient manner.

Please note that;

Figures and tables.

The quality of the figures is not enough please attach new figures with better quality (300dpi).

English language:

This paper should do the grammar editing by English native speaker (proofreading), Thus, please attach the certificate of proofreading

Title:

The title of this paper is too long, it will be better to make it simple and clear

Introduction:

Could you please explain more regarding the novelty of this study? what's new? or the new finding in this study?

In my humble opinion, the authors should add more problem background (the phenomenon) the reason why this study should be conducted.

Please add the hypothesis and the aims of this study in the end of introduction section.

Material and Methods:

This section is too short and inadequate enough to explain how to do the study. Thus, please add the statistical analysis that have been used. (normality test, homogeneity test, inferential statistic).

Results:

Adequate and clear enough

Discussion:

This section is too short and inadequate enough to explain how your new software on panoramic imaging to detect bone anomaly in mandible. Please compare it the sensitivity and specificity to the CBCT imaging. please add some statement and reference that support your study result. You can compare your result with previous study. However, the authors should be more comprehensive to discuss the result of this study by comparing it with previous study (in line or contradictory). Please add your study limitation in the end of discussion section

Editor-in-Chief comments:

Cross-referencing: We would like to emphasize that we attach great importance to cross-referencing recent papers on the same topic in the European Journal of Dentistry. Therefore, it would be highly appreciated if you would check the last 5 years of the European Journal of Dentistry and cite references relevant to your article.

<https://www.ncbi.nlm.nih.gov/pubmed/?term=eur+j+dent>

YOUR SIGN IN INFORMATION

Website: <https://www.manuscriptmanager.net/ejd>

Email: eha-r-a@fkg.unair.ac.id

Forgot password or not signed in before?

Click the URL below to create/reset your password.

https://www.manuscriptmanager.net/sLib/v4/retrieve_pw.php?paramScreen=+6kioQgrqNhW6w7tGCb7yec0CyAlhMxxSrqQRhISiO4=

eha renwi astuti <eha-r-a@fkg.unair.ac.id>
Draft

Thu, Mar 17, 2022 at 10:07 AM

[Quoted text hidden]

EJD-2022-1-30/R1 RESUBMISSION - (1954) Accept manuscript

Dr. Necdet Adanir <necdethan@gmail.com>
To: "eha-r-a@fkg.unair.ac.id" <eha-r-a@fkg.unair.ac.id>

Tue, Apr 5, 2022 at 2:44 AM

Dear Dr. Astuti

Greetings from European Journal of Dentistry!

Congratulations on the acceptance of your manuscript "COMPUTER-AIDED SYSTEM OF THE MANDIBULAR CORTICAL BONE POROSITY ASSESSMENT ON DIGITAL PANORAMIC RADIOGRAPHS" for publication in Journal European Journal of Dentistry (EJD). The production of your manuscript will begin soon with Thieme Publishers.

Attached you will find the open-access payment form (with APC payment details) for your completion. Please complete, sign, and return the form within 3 working days so that the production of your manuscript can continue in an efficient manner.

Please note that;

-The Article Processing Fee (APF) invoiced to **Estonia** or authors that from the **European Union (EU)** but **do NOT have a valid VAT number** are subject to **20% VAT**.

-EU institutions and organizations that pay the fee on behalf of authors can **avoid payment of 20% VAT** by **providing their VAT registration number**.

-**Outside the EU**, individuals and organizations should **NOT** add the **20% VAT**.

Regards,

Dr. Nejdeth Adanir, DDS, PhD.

Editor-in-Chief, European Journal of Dentistry

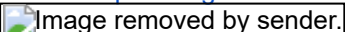
Associate Professor - Department of Restorative Dentistry

Coordinator, Department of Restorative Dentistry

King Faisal University, College of Dentistry,

[Quoted text hidden]

[Quoted text hidden]

https://www.manuscriptmanager.net/sLib/v4/retrieve_pw.php?paramScreen=/iBtPC0bXA/AL2DxMNb4IL8kDOgRWkOBCs/JV1bS8A= 

-The Article Processing Fee (APF) -The Article Processing Fee (APF) imposed on authors that from the **European Union (EU)** but **do NOT have a valid VAT number** are subject to **20% VAT**.

-EU institutions and organizations that pay the fee on behalf of authors can **avoid payment of 20% VAT by providing their VAT registration number**.

-**Outside the EU**, individuals and organizations should **NOT** add the **20% VAT**.

Regards,

Dr. Nejdet Adanir, DDS, PhD.

Editor-in-Chief, European Journal of Dentistry

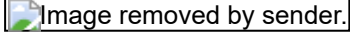
Associate Professor - Department of Restorative Dentistry

Coordinator, Department of Restorative Dentistry

King Faisal University, College of Dentistry,

[Quoted text hidden]

[Quoted text hidden]

https://www.manuscriptmanager.net/sLib/v4/retrieve_pw.php?paramScreen=iBtPC0bXA/AL2DxMNb4IL8kDOgRWkOBCs/JV1bS8A= 

 **EJD_open access form_October 28[4][4][7][6][2][1][3][4].pdf**
166K

eha renwi astuti <eha-r-a@fkg.unair.ac.id>
To: "Dr. Necdet Adanir" <necedethan@gmail.com>, sudeshna.roy@thieme.in

Tue, Apr 5, 2022 at 3:01 PM

Dear Dr. Necdet Adanir

We would like to send you our manuscript payment receipt and open access form. Please kindly check the attachment below. If there inquiry regarding our manuscript please contact me.

Best regards

Dr. Eha Renwi Astuti
Department of Dentomaxillofacial Radiology
Faculty of Dental Medicine
Universitas Airlangga
Surabaya - Indonesia

[Quoted text hidden]

2 attachments

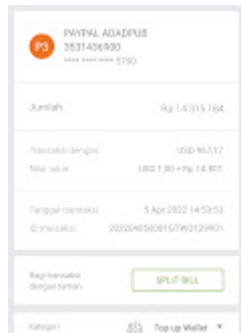


PHOTO-2022-04-05-14-55-53.jpg
77K

 **EJD_open access form_October 28[4][4][7][6][2][1][3][4].pdf**
323K

EJD-2022-1-30/R1 RESUBMISSION - (1954) Accept manuscript

eha renwi astuti <eha-r-a@fkg.unair.ac.id>

Tue, Apr 5, 2022 at 3:01 PM

To: "Dr. Necdet Adanir" <necdethan@gmail.com>, sudeshna.roy@thieme.in

Dear Dr. Necdet Adanir

We would like to send you our manuscript payment receipt and open access form. Please kindly check the attachment below. If there inquiry regarding our manuscript please contact me.

Best regards

Dr. Eha Renwi Astuti
Department of Dentomaxillofacial Radiology
Faculty of Dental Medicine
Universitas Airlangga
Surabaya - Indonesia

[Quoted text hidden]

2 attachments

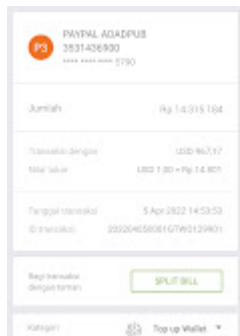


PHOTO-2022-04-05-14-55-53.jpg
77K

 **EJD_open access form_October 28[4][4][7][6][2][1][3][4].pdf**
323K

Your eProof is now available for EJD 2211954

3 messages

Thiemej EPS <thieme.j@thomsondigital.com>
To: "eha-r-a@fkg.unair.ac.id" <eha-r-a@fkg.unair.ac.id>
Cc: "Roy, Sudeshna" <sudeshna.roy@thieme.in>

Tue, May 10, 2022 at 1:12 AM

CAUTION: **** This is an EXTERNAL email. Exercise caution. DO NOT open attachments or click links from unknown senders or unexpected email. ****

Please send your response to the eProofs to Sudeshna Roy, Project Manager at sudeshna.roy@thieme.in

European Journal of Dentistry

Published by Thieme Medical Publishers

Article Production Number: 2211954

Article Title: Computer-Aided System of the Mandibular Cortical Bone Porosity Assessment on Digital Panoramic Radiographs

Dear Author:

Welcome to the Thieme Medical Journals Production eProofing System, which allows authors to receive the page proofs of their articles as electronic files. eProofs are PDF files generated from the typesetting of your article. You must have Adobe Acrobat Reader or Acrobat Exchange software installed on your computer to use PDF files. Acrobat Reader is a free download from the Internet. If you do not have Adobe Acrobat Reader or Acrobat Exchange installed on your computer, go to <http://www.adobe.com/prodindex/acrobat/readstep.html> to download the newest version of the software.

To eProof your article:

1. Download the Article Page Proof file attached in this email.
2. Save the downloaded file to a local directory on your computer's hard drive.
3. Open the file with Adobe Acrobat Reader and print it out or use Tools>Comment & Markup to access editing tools.
4. Open the file with Adobe Acrobat Reader and print it out or use Tools>Comment & Markup to access editing tools.
5. Proofread the proofs for information accuracy. Double-check figures and tables. Be sure to respond to all queries on the page proofs. All queries are listed on the last page of the proof. Use a pen to mark changes directly on printed proofs; please remember to write as clearly as possible. When reviewing your page proofs please keep in mind that a professional copyeditor edited your manuscript to comply with the presentational style requirements for the journal.
6. Fill out and sign all forms.

Your article production number is noted at the top of this message, please refer to it on all correspondence.

You have three options for returning your marked proofs and forms (within 72 hours, please):

*Option 1 (preferred): Return your materials via email to Sudeshna Roy, Project Manager, sudeshna.roy@thieme.in.

*Option 2: Return your materials via fax to: Sudeshna Roy, Project Manager, Fax: +91-120-4556649.

*Option 3: Return your materials via overnight mail to: Sudeshna Roy, Project Manager, Thieme Medical and Scientific Publishers.

You will receive a confirmation email within 48 hours of receipt of your materials.


If you have any production questions pertaining to your manuscript, please contact Sudeshna Roy at the address given below:

Sudeshna Roy
Project Manager
Thieme Medical and Scientific Publishers
E-mail: sudeshna.roy@thieme.in
Tel: +91-120-4556649
Fax: +91-120-4556649

If you experience any technical problems, or problems accessing your proof, there is help available to you Monday through Friday, 8:30am - 4:30pm EST. Please contact:

E-mail: Thomson Press <thieme.j@thomsondigital.com>


Thank you for your prompt attention and cooperation during this phase of preparing your article for publication.

 **EJD-2211954.pdf**
2163K

eha renwi astuti <eha-r-a@fkg.unair.ac.id>
To: nastitifaradillar@gmail.com

Wed, May 11, 2022 at 1:08 PM

[Quoted text hidden]

 **EJD-2211954.pdf**
2163K

eha renwi astuti <eha-r-a@fkg.unair.ac.id>
To: Thiemej EPS <thieme.j@thomsondigital.com>, sudeshna.roy@thieme.in

Sat, May 14, 2022 at 11:23 AM


Dear. Dr. Sudeshna Roy


With this email ia attached the eProof File of my article and also COI Disclosure from Dr. Berty Pramatika.
Article Production Number: 2211954
Article Title: Computer-Aided System of the Mandibular Cortical Bone Porosity Assessment on Digital Panoramic Radiographs.

If there any more inquiries please let me know.
Thank you very much

[Quoted text hidden]

2 attachments

 **EJD-2211954.pdf**
2209K

 **coi_disclosure berty pramatika.docx**
34K