

**EXPERIMENTAL GROUP
A1**

Post-test

No	Name	Score
1	Abi Jenar Pangestu	92
2	Aulia Susanti	84
3	Bella Eka Yuliana	100
4	Catur Hadi Prakoso	-
5	Devanda Arly P	88
6	Dwi Novitasari	100
7	Dwi Putri Romadhona	92
8	Dimas Ivanda	96
9	Dimas Ade Yulianto	96
10	Fitri Hardianti	84
11	Fima Firdaus Putri	92
12	Hammy Lailatus Suro'iyah	-
13	Luckyta Fernanda	100
14	M.Rezaelani	92
15	M. Angga Baharuddin Yusuf	96
16	Nuke Oktavia	100
17	Riyan Romadhona	100
18	Risqi Firmansyah	100

19	Sherly NurPutri	88
20	Sulis Setyo Yunanda	100
21	Ulandari	72
22	Zhafirah Izzah Mitsalina	100

CONTROL GROUP

A2

No	Name	Score
1	Arima Eranwati P	64
2	Amanda Puspitasari D	100
3	Agnes Pramesthi	88
4	Anita	76
5	Arif Wijayanto	88
6	Dwi Suryatini	76
7	Diah Melinda P	92
8	Febyan Ahmad Pradana	96
9	Faisal Reza S	84
10	Hafidh Arighi	92
11	Lucky Nanda F	88
12	M. Gunawan D	80

13	M. Alif Ramadhani	72
14	M. Solichin	72
15	Nor Laila	76
16	Okky Nova Dian P	100
17	Raihan Arnando	92
18	Regina Priya Agustina	-
19	Satriaji Wahyu W	92
20	Siti Nur Asila	88
21	Viona Kurnia M	88
22	Andi	96

LESSON PLAN
(Experimental Group)

Field of study : English
Sub field of study : Vocabulary
Topic : fruits
Class : TK A1
Time : 30 minutes

I. General assumption:

In order to recognize the English words of fruits, the pupils are supposed to have known the names of fruits in their native language.

II. General Instructional Objective :

The pupils are able to master the English words of fruits.

III. Specific Instructional Objective:

The pupils are able to recognize the English words of fruits and memorize them as well.

IV. Teaching materials:

Kind of fruits: apple, orange, pineapple, mango, durian, tomato, avocado, watermelon, strawberry, banana, grape, pear, rambutan, papaya, mangosteen, jackfruit, guava, cherry.

V. Teaching-learning activity:

Teacher	Pupils
<p>1. Opening:</p> <ul style="list-style-type: none"> • Greets the pupils <p>2. Warming up:</p> <ul style="list-style-type: none"> • Gives explanations and asks questions about the topics (fruits). <p>3. Presentation :</p> <ul style="list-style-type: none"> • Points to the model of fruits and mentions them in English one by one. • Ask the pupils to point to the model and repeat what teacher says. • Mention the words and asks the pupils to point to the model. • Ask each pupil to come in front, point to the model and mention them in English one by one. <p>4. Closing:</p> <ul style="list-style-type: none"> • Say good bye 	<ul style="list-style-type: none"> • Respond the greeting • Pay attention and try to answer the questions. • Pay attention • Participate in repeating and pointing to the model of fruits. • Follow the instruction. • Respond

LESSON PLAN
(Control Group)

Field of study : English
Sub field of study : Vocabulary
Topic : fruits
Class : TK A1
Time : 30 minutes

I. General assumption:

In order to recognize the English words of fruits, the pupils are supposed to have known the names of fruits in their native language.

II. General Instructional Objective :

The pupils are able to master the English words of fruits.

III. Specific Instructional Objective:

The pupils are able to recognize the English words of fruits and memorize them as well.









IV. Teaching materials:



Kind of fruits: apple, orange, pineapple, mango, durian, tomato, avocado, watermelon, strawberry, banana, grape, pear, rambutan, papaya, mangosteen, jackfruit, guava, cherry.

V. Teaching-learning activity:

Teacher	Pupils
<p>1. Opening:</p> <ul style="list-style-type: none"> • Greets the pupils <p>2. Warming up:</p> <ul style="list-style-type: none"> • Gives explanations and asks questions about the topics (fruits). <p>3. Presentation :</p> <ul style="list-style-type: none"> • Points to pictures and mentions them in English one by one. • Points to the pictures, mentions the words and asks the pupils to repeat What teacher says • Points to the pictures and asks the pupils to mention the words. <p>4. Closing:</p> <ul style="list-style-type: none"> • Say good bye 	<ul style="list-style-type: none"> • Respond the greeting • Pay attention and try to answer the questions. • Participate actively in repeating the words. • Participate actively in mentioning the words. • Follow the instruction. • respond

I. Cocokkan gambar dibawah ini dengan kolom yang tersedia.






- A. RAMBUTAN
- B. BANANA
- C. MANGO
- D. PEAR
- E. PINEAPPLE

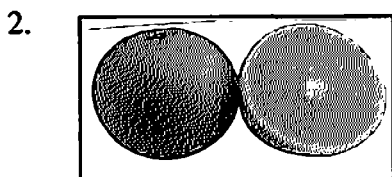
- F. TOMATO
- G. STARFRUIT
- I. GUAVA
- J. PAPAYA
- K. DURIAN

II. Pilihlah jawaban yang tepat!




What is this?

- a. Cherry b. Strawberry c. Grape



What is this?

- a. Guava b. Watermelon c. Orange



What is this?

- a. Avocado b. Pineapple c. Coconut

4.



What is this?

a. Mangosteen

b. Durian

c. Grape

5.



What is this?

a. Jackfruit

b. Apple

c. Pear

