



Source details

Turkish Journal of Urology

Scopus coverage years: from 2017 to Present

Publisher: AVES Ibrahim Kara

ISSN: 2149-3235 E-ISSN: 2149-3057

Subject area: Medicine: Urology

Source type: Journal

CiteScore 2021

1.9



SJR 2021

0.322



SNIP 2021

0.781



[View all documents >](#)

[Set document alert](#)

[Save to source list](#)

[CiteScore](#) [CiteScore rank & trend](#) [Scopus content coverage](#)

i Improved CiteScore methodology

CiteScore 2021 counts the citations received in 2018-2021 to articles, reviews, conference papers, book chapters and data papers published in 2018-2021, and divides this by the number of publications published in 2018-2021. [Learn more >](#)

CiteScore 2021

$$1.9 = \frac{703 \text{ Citations 2018 - 2021}}{380 \text{ Documents 2018 - 2021}}$$

Calculated on 05 May, 2022

CiteScoreTracker 2022

$$1.7 = \frac{539 \text{ Citations to date}}{325 \text{ Documents to date}}$$

Last updated on 05 August, 2022 • Updated monthly

CiteScore rank 2021

Category	Rank	Percentile
Medicine		
Urology	#62/99	37th

[View CiteScore methodology >](#) [CiteScore FAQ >](#) [Add CiteScore to your site](#)

About Scopus

[What is Scopus](#)
[Content coverage](#)
[Scopus blog](#)
[Scopus API](#)
[Privacy matters](#)

Language

[日本語版を表示する](#)
[查看简体中文版本](#)
[查看繁體中文版本](#)
[Просмотр версии на русском языке](#)

Customer Service

[Help](#)
[Tutorials](#)
[Contact us](#)

ELSEVIER

[Terms and conditions](#) ↗ [Privacy policy](#) ↗

Copyright © [Elsevier B.V](#) ↗. All rights reserved. Scopus® is a registered trademark of Elsevier B.V.

We use cookies to help provide and enhance our service and tailor content. By continuing, you agree to the [use of cookies](#) ↗.





Get started on Google Cloud

Start solving real world business challenges for your enterprise.

Google Cloud Sign Up

Turkish Journal of Urology


COUNTRY	SUBJECT AREA AND CATEGORY	PUBLISHER	H-INDEX
Turkey 	Medicine Urology	Aves	11
PUBLICATION TYPE	ISSN	COVERAGE	INFORMATION
Journals	21493057, 21493235	2017-2021	Homepage How to publish in this journal uroturk@uroturk.org.tr


Published with  Hindawi

[Open](#)

SCOPE


The aim of the Turkish Journal of Urology is to contribute to the literature by publishing scientifically high-quality research articles as well as reviews, editorials, letters to the editor and case reports. The journal's target audience includes, urology specialists, medical specialty fellows and other specialists and practitioners who are interested in the field of urology.

 Join the conversation about this journal



Protein-protein Networks

Search for protein interaction networks

Intomics.com 

Protein-protein Networks

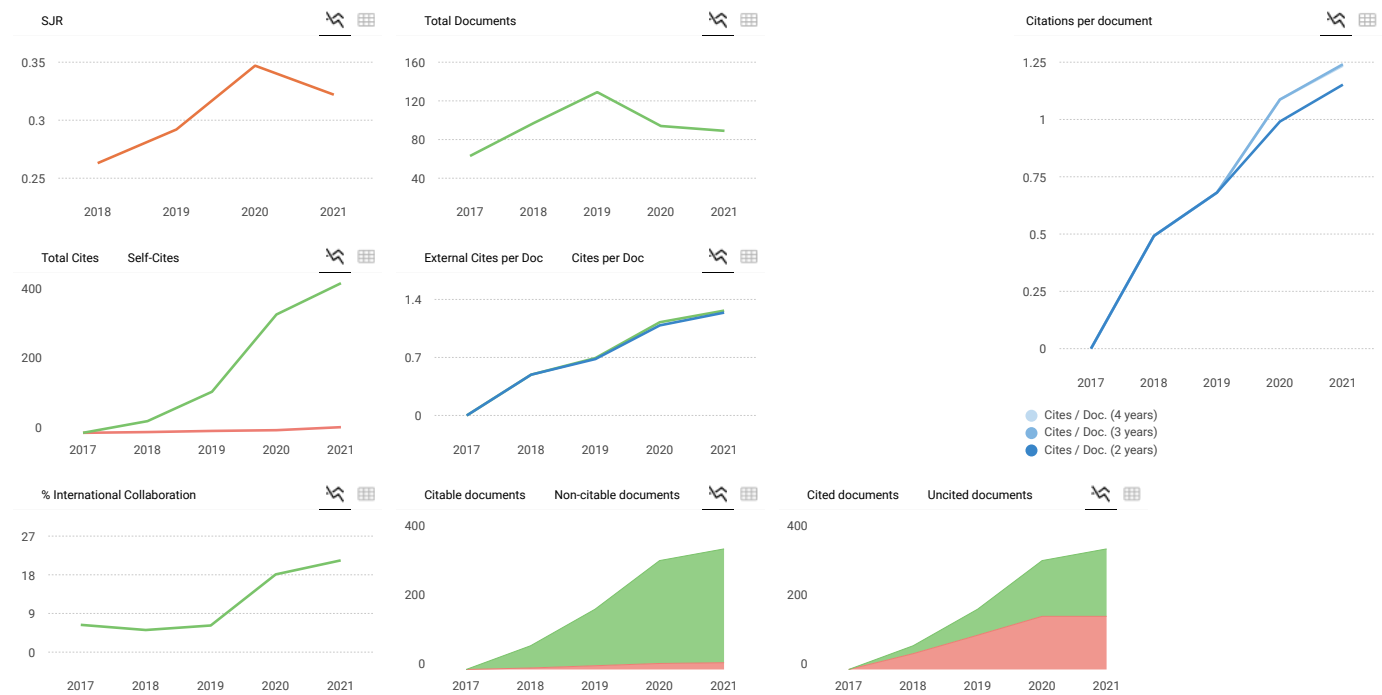
Search for protein interaction networks

Intomics.com

FIND SIMILAR JOURNALS ?

options

<p>1 BMC Urology</p> <p>GBR</p> <p>93% similarity</p>	<p>2 Current Urology Reports</p> <p>USA</p> <p>93% similarity</p>	<p>3 International braz j urol : official journal of the BRA</p> <p>93% similarity</p>	<p>4 Current Urology</p> <p>USA</p> <p>93% similarity</p>	<p>5 African Journal of Urology</p> <p>CHE</p> <p>92% similarity</p>
---	---	--	---	--



Turkish Journal of Urology

← Show this widget in your own website

Urology

Q3

best quartile

SJR 2021

0.32

powered by scimagojr.com

Just copy the code below and paste within your html code:

```
<a href="https://www.scimagojr.com" data-bbox="196 804 294 814">
```

SCImago Graphica

Explore, visually communicate and make sense of data with our [new data visualization tool](#).



Metrics based on Scopus® data as of April 2022

Leave a comment

Name

Email

(will not be published)

I'm not a robot

reCAPTCHA
Privacy - Terms

Submit

The users of Scimago Journal & Country Rank have the possibility to dialogue through comments linked to a specific journal. The purpose is to have a forum in which general doubts about the processes of publication in the journal, experiences and other issues derived from the publication of papers are resolved. For topics on particular articles, maintain the dialogue through the usual channels with your editor.

Developed by:



Powered by:



Follow us on @ScimagoJR

Scimago Lab, Copyright 2007-2022. Data Source: Scopus®



Edit Cookie Consent

EISSN 2149-3057


Indexed in
PubMed, Web of
Science and Scopus

A PEER-REVIEWED BIMONTHLY JOURNAL



TURKISH JOURNAL OF UROLOGY

Scientific bridge connecting continents

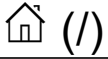


Kıraç, et al.: Robotic simple prostatectomy is a safe and effective technique for benign prostatic hyperplasia: Our single center initial short-term follow-up results for 42 patients. Page: 313

5

VOLUME 47 ISSUE 5 SEPTEMBER 2021
turkishjournalofurology.com





Turkish Journal of Urology Best Reviewer

Please click



Turkish Journal of Urology

Next Issue ▶ (/EN/november-2021-00202)

◀ Previous Issue (/EN/july-2021-00200)

☰ Volume: 47 ☑ Issue: 5 ☹ September 2021 ☰ Cover (/Content/files/TJU%20-%20Kapak.pdf)

Editorial

Editorial

(/en/editorial-133771)

Ateş Kadioğlu (/en/search-15/?Authors=Ateş Kadioğlu)

(Turk J Urol 2021; 47: -)

Abstract (/en/editorial-133771) | Full Text (PDF) (/en/editorial-1610850) |

Related Articles (/en/search-15?Related=editorial-3771)

ENDOUROLOGY - Editorial Comment

Editorial comment on comparison of the micro-percutaneous nephrolithotomy results between adult and pediatric cases: Is it safe and effective for pediatric cases? Seçkiner et al.

(/en/editorial-comment-on-comparison-of-the-micro-percutaneous-nephrolithotomy-results-between-adult-and-pediatric-cases-is-it-safe-and-effective-for-pediatric-cases-seckiner-et-al-133770)

Patrick Juliebø-Jones, (/en/search-15/?Authors=Patrick Juliebø-Jones) Bhaskar K. Somani (/en/search-15/?Authors=Bhaskar K. Somani)

(Turk J Urol 2021; 47: 347-348)

DOI: 10.5152/tud.2021.21235

otomy-results-between-adult-and-pediatric-cases-is-it-safe-and-effective-for-pediatric-cases-seckiner-et-al-133770) |
s-nephrolithotomy-results-between-adult-and-pediatric-cases-is-it-safe-and-effective-for-pediatric-cases-seckiner-et-al-1610864) |
micro-percutaneous-nephrolithotomy-results-between-adult-and-pediatric-cases-is-it-safe-and-effective-for-pediatric-cases-seckiner-et-al-3770)

GENERAL UROLOGY - Editorial Comment

Editorial Comment for the paper entitled “Robotic simple prostatectomy is safe and effective technique for benign prostatic hyperplasia: Our single center initial results for 42 patients”

(/en/editorial-comment-for-the-paper-entitled-robotic-simple-prostatectomy-is-safe-and-effective-technique-for-benign-prostatic-hyperplasia-our-single-center-initial-results-for-42-patients-133768)

Ali Atan (/en/search-15/?Authors=Ali Atan)

(Turk J Urol 2021; 47: 349-350)

DOI: 10.5152/tud.2021.21231

ENDOUROLOGY - Invited Review**Evolution of AquablationVR—From innovation to establishment**

(/en/evolution-of-aquablationvr-from-innovation-to-establishment-133767)

Johannes Stein, (/en/search-15/?Authors=Johannes Stein) Alexander Cox, (/en/search-15/?Authors=Alexander Cox) Stefan Hauser, (/en/search-15/?Authors=Stefan Hauser) Manuel Ritter, (/en/search-15/?Authors=Manuel Ritter) Thorsten Bach (/en/search-15/?Authors=Thorsten Bach)

(Turk J Urol 2021; 47: 351-357)

DOI: 10.5152/tud.2021.21126

Abstract (/en/evolution-of-aquablationvr-from-innovation-to-establishment-133767) |

Full Text (PDF) (/en/evolution-of-aquablationvr-from-innovation-to-establishment-1610853) |

Related Articles (/en/search-15?Related=evolution-of-aquablationvr-from-innovation-to-establishment-3767)

UROONCOLOGY - Review**A systematic review of non-HPV prognostic biomarkers used in penile squamous cell carcinoma**

(/en/a-systematic-review-of-non-hpv-prognostic-biomarkers-used-in-penile-squamous-cell-carcinoma-133766)

Jessica Bowie, (/en/search-15/?Authors=Jessica Bowie) Sobha Singh, (/en/search-15/?Authors=Sobha Singh) Ciaran O'Hanlon, (/en/search-15/?Authors=Ciaran O'Hanlon) Vishal Shiatis, (/en/search-15/?Authors=Vishal Shiatis) Oliver Brunckhorst, (/en/search-15/?Authors=Oliver Brunckhorst) Asif Muneer, (/en/search-15/?Authors=Asif Muneer) Kamran Ahmed (/en/search-15/?Authors=Kamran Ahmed)

(Turk J Urol 2021; 47: 358-365)

DOI: 10.5152/tud.2021.21199

Abstract (/en/a-systematic-review-of-non-hpv-prognostic-biomarkers-used-in-penile-squamous-cell-carcinoma-133766) |

Full Text (PDF) (/en/a-systematic-review-of-non-hpv-prognostic-biomarkers-used-in-penile-squamous-cell-carcinoma-1610870) |

Related Articles (/en/search-15?Related=a-systematic-review-of-non-hpv-prognostic-biomarkers-used-in-penile-squamous-cell-carcinoma-3766)

NEUROUROLOGY - Review**Intraurethral lidocaine use during urodynamics in female patients: A systematic review and meta-analysis**

(/en/intraurethral-lidocaine-use-during-urodynamics-in-female-patients-a-systematic-review-and-meta-analysis-133764)

Dian Paramita Oktaviani, (/en/search-15/?Authors=Dian Paramita Oktaviani) Mohammad Ayodhia Soebadi, (/en/search-15/?Authors=Mohammad Ayodhia Soebadi) Yudhistira Pradnyan Klopung, (/en/search-15/?Authors=Yudhistira Pradnyan Klopung) Furqan Hidayatullah, (/en/search-15/?Authors=Furqan Hidayatullah) Zakaria Aulia Rahman, (/en/search-15/?Authors=Zakaria Aulia Rahman) Soetojo Soetojo (/en/search-15/?Authors=Soetojo Soetojo)

(Turk J Urol 2021; 47: 366-374)

DOI: 10.5152/tud.2021.21182

Abstract (/en/intraurethral-lidocaine-use-during-urodynamics-in-female-patients-a-systematic-review-and-meta-analysis-133764) |

Full Text (PDF) (/en/intraurethral-lidocaine-use-during-urodynamics-in-female-patients-a-systematic-review-and-meta-analysis-1610855) |

Related Articles (/en/search-15?Related=intraurethral-lidocaine-use-during-urodynamics-in-female-patients-a-systematic-review-and-meta-analysis-3764)

Abstract (/en/current-advances-in-neuromodulation-techniques-in-urology-practices-a-review-of-literature-1610866) |

Full Text (PDF) (/en/current-advances-in-neuromodulation-techniques-in-urology-practices-a-review-of-literature-1610866) |

(/en/current-advances-in-neuromodulation-techniques-in-urology-practices-a-review-of-literature-133763)

Bulent Erol, (/en/search-15/?Authors=Bulent Erol) Yavuz Onur Danacioglu, (/en/search-15/?Authors=Yavuz Onur Danacioglu) Kenneth M. Peters (/en/search-15/?Authors=Kenneth M. Peters)

(Turk J Urol 2021; 47: 375-385)

DOI: 10.5152/tud.2021.21152

UROONCOLOGY - Original Article

A hybrid technique of lap perineal pelvic lymphadenectomy after open radical perineal prostatectomy in localized carcinoma prostate: Our initial experience

(/en/a-hybrid-technique-of-lap-perineal-pelvic-lymphadenectomy-after-open-radical-perineal-prostatectomy-in-localized-carcinoma-prostate-our-initial-experience-133762)

Pirzada Faisal Masood, (/en/search-15/?Authors=Pirzada Faisal Masood) Hemant Kumar Goel, (/en/search-15/?Authors=Hemant Kumar Goel) Umesh Sharma, (/en/search-15/?Authors=Umesh Sharma) Sumit Gahlawat, (/en/search-15/?Authors=Sumit Gahlawat) Karandeep Guleria, (/en/search-15/?Authors=Karandeep Guleria) Rajeev Sood (/en/search-15/?Authors=Rajeev Sood)

(Turk J Urol 2021; 47: 386-391)

DOI: 10.5152/tud.2021.21172

adenectomy-after-open-radical-perineal-prostatectomy-in-localized-carcinoma-prostate-our-initial-experience-133762) |
 ic-lymphadenectomy-after-open-radical-perineal-prostatectomy-in-localized-carcinoma-prostate-our-initial-experience-1610867) |
 f-lap-perineal-peivic-lymphadenectomy-after-open-radical-perineal-prostatectomy-in-localized-carcinoma-prostate-our-initial-experience-3762)

Misconduct in research integrity: Assessment the quality of systematic reviews in Cochrane urological cancer review group

(/en/misconduct-in-research-integrity-assessment-the-quality-of-systematic-reviews-in-cochrane-urological-cancer-review-group-133761)

Hanieh Salehi-Pourmehr, (/en/search-15/?Authors=Hanieh Salehi-Pourmehr) Amirreza Naseri, (/en/search-15/?Authors=Amirreza Naseri) Ali Mostafaei, (/en/search-15/?Authors=Ali Mostafaei) Leila Vahedi, (/en/search-15/?Authors=Leila Vahedi) Sana Sajjadi, (/en/search-15/?Authors=Sana Sajjadi) Sona Tayebi, (/en/search-15/?Authors=Sona Tayebi) Hadi Mostafaei, (/en/search-15/?Authors=Hadi Mostafaei) Sakineh Hajebrahimi (/en/search-15/?Authors=Sakineh Hajebrahimi)

(Turk J Urol 2021; 47: 392-419)

DOI: 10.5152/tud.2021.21038

earch-integrity-assessment-the-quality-of-systematic-reviews-in-cochrane-urological-cancer-review-group-133761) |
 nduct-in-research-integrity-assessment-the-quality-of-systematic-reviews-in-cochrane-urological-cancer-review-group-1610858) |
 15?Related=misconduct-in-research-integrity-assessment-the-quality-of-systematic-reviews-in-cochrane-urological-cancer-review-group-3761)

GENERAL UROLOGY - Original Article

Factors affecting outcome of adult hypospadias single stage repair: A prospective observational study

(/en/factors-affecting-outcome-of-adult-hypospadias-single-stage-repair-a-prospective-observational-study-133760)

Hemant Kumar Goel, (/en/search-15/?Authors=Hemant Kumar Goel) Chaure Mayur Tirthraj, (/en/search-15/?Authors=Chaure Mayur Tirthraj) Sumit Kabra, (/en/search-15/?Authors=Sumit Kabra) Sumit Gahlawat, (/en/search-15/?Authors=Sumit Gahlawat) Umesh Sharma, (/en/search-15/?Authors=Umesh Sharma) Rajeev Sood (/en/search-15/?Authors=Rajeev Sood)

(Turk J Urol 2021; 47: 420-426)

DOI: 10.5152/tud.2021.21163

/en/factors-affecting-outcome-of-adult-hypospadias-single-stage-repair-a-prospective-observational-study-133760) |
 t (PDF) (/en/factors-affecting-outcome-of-adult-hypospadias-single-stage-repair-a-prospective-observational-study-1610859) |
 l Articles (/en/search-15?Related=factors-affecting-outcome-of-adult-hypospadias-single-stage-repair-a-prospective-observational-study-3760)

ve-outcomes-Peri-operative-outcomes-between-primary-and-replacement-artificial-urinary-sphincter-surgery:

An ACS-NSQIP analysis

(/peri-operative-outcomes-between-primary-and-replacement-artificial-urinary-sphincter-surgery-an-acnsqip-analysis-1610898) |

earch-15?Related=peri-operative-outcomes-between-primary-and-replacement-artificial-urinary-sphincter-surgery-an-acnsqip-analysis-3759)

(/en/peri-operative-outcomes-between-primary-and-replacement-artificial-urinary-sphincter-surgery-an-acnsqip-analysis-133759)

Tarun Jella, (/en/search-15/?Authors=Tarun Jella) Austin Fernstrum, (/en/search-15/?Authors=Austin Fernstrum) Michael Callegari, (/en/search-15/?Authors=Michael Callegari) Thomas B. Cwalina, (/en/search-15/?Authors=Thomas B. Cwalina) Wade Muncey, (/en/search-15/?Authors=Wade Muncey) Amr Mahran, (/en/search-15/?Authors=Amr Mahran) Benjamin Petrinic, (/en/search-15/?Authors=Benjamin Petrinic) Al Ray, (/en/search-15/?Authors=Al Ray) Heba Elghalban, (/en/search-15/?Authors=Heba Elghalban) Mostafa Abdelrazek, (/en/search-15/?Authors=Mostafa Abdelrazek) Aram Loeb, (/en/search-15/?Authors=Aram Loeb) Nannan Thirumavalavan, (/en/search-15/?Authors=Nannan Thirumavalavan) Shubham Gupta (/en/search-15/?Authors=Shubham Gupta)

(Turk J Urol 2021; 47: 427-435)
DOI: 10.5152/tud.2021.21204

NEUROUROLOGY - Clinical Trial

Comparison of the effect of the pelvic floor muscle biofeedback prior or postradical prostatectomy on urinary incontinence: A randomized controlled trial

(/en/comparison-of-the-effect-of-the-pelvic-floor-muscle-biofeedback-prior-or-postradical-prostatectomy-on-urinary-incontinence-a-randomized-controlled-trial-133758)

Farzad Allameh, (/en/search-15/?Authors=Farzad Allameh) Seyed Mansoor Rayegani, (/en/search-15/?Authors=Seyed Mansoor Rayegani) Mohammadreza Razzaghi, (/en/search-15/?Authors=Mohammadreza Razzaghi) Amir Reza Abedi, (/en/search-15/?Authors=Amir Reza Abedi) Amirhossein Rahavian, (/en/search-15/?Authors=Amirhossein Rahavian) Atefeh Javadi, (/en/search-15/?Authors=Atefeh Javadi) Saeed Montazeri (/en/search-15/?Authors=Saeed Montazeri)

(Turk J Urol 2021; 47: 436-441)
DOI: 10.5152/tud.2021.21096

scle-biofeedback-prior-or-postradical-prostatectomy-on-urinary-incontinence-a-randomized-controlled-trial-133758) |
vic-floor-muscle-biofeedback-prior-or-postradical-prostatectomy-on-urinary-incontinence-a-randomized-controlled-trial-1610861) |
e-effect-of-the-pelvic-floor-muscle-biofeedback-prior-or-postradical-prostatectomy-on-urinary-incontinence-a-randomized-controlled-trial-3758)

ANDROLOGY - Original Article

Management of accidental penile incarceration due to unusual masturbation practices

(/en/management-of-accidental-penile-incarceration-due-to-unusual-masturbation-practices-133757)

Sajad Ahmad Para, (/en/search-15/?Authors=Sajad Ahmad Para) Sajad Ahmad Wani, (/en/search-15/?Authors=Sajad Ahmad Wani) Malik Suhail Ahmad (/en/search-15/?Authors=Malik Suhail Ahmad)

(Turk J Urol 2021; 47: 442-447)
DOI: 10.5152/tud.2021.21132

Abstract (/en/management-of-accidental-penile-incarceration-due-to-unusual-masturbation-practices-133757) |
Full Text (PDF) (/en/management-of-accidental-penile-incarceration-due-to-unusual-masturbation-practices-1610863) |
Related Articles (/en/search-15/?Related=management-of-accidental-penile-incarceration-due-to-unusual-masturbation-practices-3757)

About (https://turkishjournalofurology.com/en/about-1010)	Manuscript Submission (https://mc04.manuscriptcentral.com/turkjurol)	Copyright Agreement (https://turkishjournalofurology.com/Content/files/TJU%20Copyright%20Agreement%20Form-2020BY.PDF)	Turkish Association of Urology (http://uroturk.org.tr)
Abstracting and Indexing	Archive (https://turkishjournalofurology.com/)		FOLLOW US

(<https://turkishjournalofurology.com/archive-174>)

ICMJE

[/en/abstracting-and-](https://turkishjournalofurology.com/en/abstracting-and-indexing-1012)

Latest Issue

Recommendations



[indexing-1012\)](https://turkishjournalofurology.com/en/abstracting-and-indexing-1012)

(<https://turkishjournalofurology.com/en>)

(<http://www.icmje.org/>)

(<https://twitter.com/TurkJUrology>)

Editorial Board

Early View Articles

Contact

(<https://www.instagram.com/TurkJUrology/>)

(<https://turkishjournalofurology.com>)

[/en/editorial-board-108\)](https://turkishjournalofurology.com/en/editorial-board-108)

[/EN/Ocak-1-00155\)](https://www.turkishjournalofurology.com/EN/Ocak-1-00155)

[/en/contact-127\)](https://turkishjournalofurology.com/en/contact-127)

Aims and Scope

Copyright

Permissions

(<https://turkishjournalofurology.com>)

[/en/aims-and-](https://turkishjournalofurology.com/en/aims-and-scope-105)

[/en/copyright-1011\)](https://turkishjournalofurology.com/en/copyright-1011)

[/en/contact-127\)](https://turkishjournalofurology.com/en/contact-127)

[scope-105\)](https://turkishjournalofurology.com/en/aims-and-scope-105)

Instructions to Authors

(<https://turkishjournalofurology.com>)

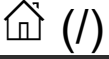
[/en/instructions-to-](https://turkishjournalofurology.com/en/instructions-to-authors-109)

[authors-109\)](https://turkishjournalofurology.com/en/instructions-to-authors-109)



Latest Update: 09.08.2022

AVES | Copyright © 2022 Turkish Association of Urology |



Home (/EN) ▶ EDITORIAL BOARD

Editor in Chief

Ateş KADIOĞLU (<https://avesis.istanbul.edu.tr/itfabd>)

Department of Urology, İstanbul University İstanbul School of Medicine, İstanbul, Turkey

editor@turkishjournalofurology.com (<mailto:editor@turkishjournalofurology.com>)

ORCID ID: 0000-0002-4239-7638 (<https://orcid.org/0000-0002-4239-7638>)

https://ease.org.uk/member_profile/29641/ (https://ease.org.uk/member_profile/29641/)

Editor

Murat BOZLU (<http://apbs.mersin.edu.tr/muratbozlu>)

Department of Urology, Mersin University School of Medicine, Mersin, Turkey

editor@turkishjournalofurology.com (<mailto:editor@turkishjournalofurology.com>)

ORCID ID: 0000-0002-8624-0149 (<https://orcid.org/0000-0002-8624-0149>)

Associate Editors

Uro-Oncology

Giovanni CACCIAMANI (<https://keck.usc.edu/faculty-search/giovanni-cacciamani/>)

USC Institute of Urology and Catherine and Joseph Aresty Department of Urology, University of Southern California, Los Angeles, California, USA

giovanni.cacciamani@gmail.com (<mailto:giovanni.cacciamani@gmail.com>)

ORCID ID: 0000-0002-8892-5539 (<https://orcid.org/0000-0002-8892-5539>)

Juan Gómez RIVAS (<https://www.icua.es/urologia-avanzada/dr-juan-gomez-rivas/>)

Department of Urology, Hospital Clínico San Carlos, Madrid, Spain

juangomezr@gmail.com (<mailto:juangomezr@gmail.com>)

ORCID ID: 0000-0002-0556-3035 (<https://orcid.org/0000-0002-0556-3035>)

Endourology

Emrah YÜRÜK (<https://bhtclinic.com.tr/hekimlerimiz/uroloji-hekimlerimiz/doc-dr-emrah-yuruk/>)

BHT Clinic, İstanbul Tema Hospital, İstanbul, Turkey

Department of Urology, İstanbul Yeni Yüzyıl University School of Medicine, İstanbul, Turkey

emrah.yuruk@turkishjournalofurology.com (<mailto:emrah.yuruk@turkishjournalofurology.com>)

ORCID ID: 0000-0002-2343-8828 (<https://orcid.org/0000-0002-2343-8828>)

Thomas KNOLL (<https://www.klinikverbund-suedwest.de/kliniken-experten-finden/sindelfingen/urologische-klinik-sindelfingen/startseite/>)

Department of Urology, Sindelfingen Medical Center, University of Tuebingen, Tuebingen, Germany

ORCID ID: 0000-0001-7475-1526 (<https://orcid.org/0000-0001-7475-1526>)

Andrology (Sexual and Reproductive Medicine)

Selahittin ÇAYAN (<http://www.mersin.edu.tr/akademik/tip-fakultesi/bolumler/cerrahi-tip-bilimleri-bolumu/programlar/uroloji-anabilim-dali/ogretim-elemanlari/selcayan>)

Department of Urology, Mersin University School of Medicine, Mersin, Turkey

selahittin.cayan@turkishjournalofurology.com (<mailto:selahittin.cayan@turkishjournalofurology.com>)

ORCID ID: 0000-0003-4784-2208 (<https://orcid.org/0000-0003-4784-2208>)

Erhan Ateş (https://akbis.adu.edu.tr/personel_detay.asp?sno=A-2852)

Department of Urology, Aydın Adnan Menderes University School of Medicine, Aydın, Turkey

ORCID ID: 0000-0002-9677-5673 (<https://orcid.org/0000-0002-9677-5673>)

Female Urology & Neurourology

Ömer BAYRAK (https://akbis.gantep.edu.tr/detay/?A_ID=51492_doc-dr_omer-bayrak)

Department of Urology, Gaziantep University School of Medicine, Gaziantep, Turkey

omer.bayrak@turkishjournalofurology.com (mailto:omer.bayrak@turkishjournalofurology.com)

ORCID ID: 000-0001-5542-1572 (<https://orcid.org/0000-0001-5542-1572>)

Roger Roman DMOCHOWSKI (<https://www.vumc.org/urology/person/roger-dmochowski-md-mmhc-facs>)

Department of Urology, Vanderbilt University Medical Center, Nashville, USA

ORCID ID: 0000-0002-9838-9178 (<https://orcid.org/0000-0002-9838-9178>)

Pediatric Urology

Walid FARHAT (<https://urology.wisc.edu/blog/staff/farhat-md-frcsc-facs-walid/>)

Department of Urology, University of Wisconsin, Madison, WI, USA

Division of Urology, Hospital for Sick Children and Department of Surgery, University of Toronto, Toronto, Ontario, Canada

ORCID ID: 0000-0002-3298-5604 (<https://orcid.org/0000-0002-3298-5604>)

Mesur Selçuk SILAY (<https://www.memorial.com.tr/doktorlar/selcuk-silay>)

Clinic of Pediatric Urology, İstanbul Gelişim University, Memorial Hospital, İstanbul, Turkey

selcuk.silay@turkishjournalofurology.com (mailto:selcuk.silay@turkishjournalofurology.com)

ORCID ID: 0000-0001-5091-9654 (<https://orcid.org/0000-0001-5091-9654>)

Numan Baydilli (<https://tip.erciyes.edu.tr/akademi-CERRAHI-TIP>)

Department of Urology, Erciyes University School of Medicine, Kayseri, Turkey

ORCID ID: 0000-0003-1017-3653 (<https://orcid.org/0000-0003-1017-3653>)

General Urology

Fikret ERDEMİR (<https://www.gop.edu.tr/AkademikOzgecmis/1980/fikret-erdemir>)

Department of Urology, Gaziosmanpaşa University School of Medicine, Tokat, Turkey

fikret.erdemir@turkishjournalofurology.com (mailto:fikret.erdemir@turkishjournalofurology.com)

ORCID ID: 0000-0002-3744-1681 (<https://orcid.org/0000-0002-3744-1681>)

Biostatistical Editor

Meryem Merve ÖREN (<https://profil.istanbul.edu.tr/tr/p/meryem.oren>)

Department of Public Health, İstanbul University İstanbul School of Medicine, İstanbul, Turkey

ORCID ID: 0000-0002-3383-7830 (<https://orcid.org/0000-0002-3383-7830>)

Digital Media Editor

Tümay İPEKÇİ (<https://www.medicalpark.com.tr/tumay-ipekci/d-28799>)

Department of Urology, VM Medical Park Maltepe Hospital, İstanbul, Turkey

tumay.ipekci@turkishjournalofurology.com (mailto:tumay.ipekci@turkishjournalofurology.com)

ORCID ID: 0000-0002-2755-0526 (<https://orcid.org/0000-0002-2755-0526>)

Editorial Board

Bhaskar K. SOMANI (<https://www.southampton.ac.uk/medicine/about/staff/bks1a11.page>)

Urological Surgery Department, University Hospital Southampton NHS Trust, Southampton, UK

Omar ABOUMARZOUK

Department of Surgery, Hamad General Hospital, Hamad Medical Corporation, Doha, Qatar

Bülent AKDUMAN (<https://akademikcv.beun.edu.tr/cv/bulent.akduman.html>)

Department of Urology, Zonguldak Bülent Ecevit University School of Medicine, Zonguldak, Turkey

Ali ATAN (<https://avesis.gazi.edu.tr/aliatan>)

Department of Urology, Gazi University, School of Medicine, Ankara, Turkey

Derya BALBAY (<https://www.kuh.ku.edu.tr/doctors/derya-balbay>)

Department of Urology, Koç University Hospital, İstanbul, Turkey

Naeem BHOJANI (<https://www.chumontreal.qc.ca/en/crchum/researchers/naeem-bhojani>)

Department of surgery, University of Montreal, Montreal, Quebec, Canada

Michael L. BLUTE (<https://www.dfhcc.harvard.edu/insider/member-detail/member/michael-l-blute-md/>)

Department of Urology, Mayo Clinic, Minnesota, USA

Guy BOGAERT (<https://www.uzleuven.be/en/physicians-and-specialists/guy-bogaert>)

Department of Urology, UZ Leuven University, Antwerp, Belgium

Marco BORGHESI (<https://disc.unige.it/rubrica/marco-borghesi>)

Department of Urology, University of Genova, Italy

Eric CHUNG (<https://researchers.uq.edu.au/researcher/6386>)

Department of Urology, University of Queensland and Princess Alexandra Hospital, Woolloongabba, Australia

Vincent DE CONINCK (<https://www.azklina.be/medisch-aanbod/medische-diensten/niersteenkliniek/dr-vincent-de-coninck>)

Department of Urology, Augustijnslei, Brasschaat, Belgium

Alex DIGESU (<https://www.imperial.ac.uk/people/a.digesu>)

Department of Urogynaecology, St. Mary's Hospital, Imperial College London, London, UK

Collin P. DINNEY (https://faculty.mdanderson.org/profiles/colin_dinney.html)

Department of Urology, University of Texas MD Anderson Cancer Center, Houston, Texas, USA

Jose Lous DOMINGUEZ (<https://www.ivo.es/en/professionals/urology/>)

Jefe de Servicio de Urología, Instituto Valenciano de Oncología, Valencia, Spain

Michael Louis EISENBERG (<https://stanfordhealthcare.org/doctors/e/michael-eisenberg.html>)

Department of Urology, Stanford University Medical Center, Stanford, CA, USA

Esteban EMILLIANI

Department of Urology, Endourology and Urolithiasis Unit, Fundació Puigvert, Autonomous University of Barcelona, Barcelona, Spain

Dmitry ENIKEEV (<https://urologypro.ru/enikeev-dmitrij-viktorovich>)

Institute for Urology and Reproductive Health, Sechenov University, Moscow, Russia

Sakıp ERTURHAN (https://akbis.gantep.edu.tr/detay/?A_ID=125334_prof-dr_mehmet-sakip-erturhan)

Department of Urology, Gaziantep University, School of Medicine, Gaziantep, Turkey

Luciano Alves FAVORITO

Unidade de Pesquisa Urogenital Universidade do Estado do Rio de Janeiro, Rio de Janeiro, Brasil

Rüştü Cankon GERMİYANOĞLU (<https://personel.omu.edu.tr/en/cankon.germiyanoglu>)

Department of Urology, Ondokuz Mayıs University School of Medicine, Samsun, Turkey

Ali Serdar GÖZEN (<https://www.slk-kliniken.de/kliniken-zentren-institute/kliniken-fachabteilungen/klinik-fuer-urologie-und-kinderurologie/aerzteteam>)

SLK-Kliniken, Department of Urology, Heidelberg University teaching Hospital, Heilbronn, Germany

Selçuk GÜVEN (<http://meramtip.com.tr/cerrahi/urolojidr.php>)

Department of Urology, Necmettin Erbakan University Meram School of Medicine, Konya, Turkey

Tamsin GREENWELL (<https://www.uclh.nhs.uk/our-services/find-consultant/miss-tamsin-greenwell>)

University College London Hospitals, UK

H. Barton GROSSMAN (<https://www.mdanderson.org/research/departments-labs-institutes/departments-divisions/urology/faculty-staff.html>)

Department of Urology, University of Texas M. D. Anderson Cancer Center, Houston, TX, USA

Rizwan HAMID (<https://www.uclh.nhs.uk/our-services/find-consultant/mr-rizwan-hamid#:~:text=Rizwan%20Hamid%20is%20a%20consultant,of%20the%20lower%20urinary%20tract>)

Department of Urology, University College London Hospitals & London Spinal Injuries Unit, Stanmore, London, UK

Hashim HASHIM (<https://www.nbt.nhs.uk/our-services/a-z-consultants/professor-hashim-hashim>)

Bristol Urological Institute, Southmead Hospital, North Bristol NHS Trust, Bristol, UK

Didier JACQMIN

Department of Urology, Hospital Civil, Strasbourg, France

Patrick JONES

Haukeland University Hospital, Bergen, Norway

Panagiotis KALLIDONIS

Department of Urology, University of Patras, Patras, Greece

Guido KAMPHUIS (<https://www.amc.nl/web/specialismen/urologie/medewerkers-2.htm>)

Department Urology, Amsterdam University Medical Centre, Amsterdam, The Netherlands

Muammer KENDİRCİ (<https://medicine.istinye.edu.tr/en/kadro/502>)

Department of Urology, İstinye University School of Medicine, Liv Hospital Ulus, İstanbul, Turkey

Martin KOYLE (<https://www.seattlechildrens.org/clinics/urology/>)

Division of Urology, Seattle Children's Hospital, Seattle, WA, USA

Sanjay Balwant KULKARNI (<https://strictureurethra.in/ourdoctors/>)

Kulkarni School of Urethral Surgery, Pune, India

Pilar LAGUNA (<https://www.medipol.edu.tr/akademik/fakulteler/uluslararasi-tip-fakultesi/egitim-kadrosu>)

Department of Urology, Medipol University School of Medicine, İstanbul, Turkey

Brian R. MATLAGA (<https://urology.jhu.edu/brianmatlaga/>)

Brady Urological Institute, Johns Hopkins University School of Medicine, Baltimore, MD, USA

Suks MINHAS (<https://www.imperial.nhs.uk/consultant-directory/suks-minhas>)

Imperial College Healthcare NHS Trust, Honorary Senior Lecturer, Imperial College, London, UK

Jeremy OCKRIM (<https://www.uclh.nhs.uk/our-services/find-consultant/mr-jeremy-ockrim>)

Consultant Urological Surgeon, University College Hospital London, London, UK

A. Rahmi ONUR (<https://avesis.marmara.edu.tr/rahmi.onur>)

Department of Urology, Marmara University School of Medicine, İstanbul, Turkey

Athanasios PAPATSORIS

2nd Department of Urology, National and Kapodistrian University of Athens, School of Medicine, Sismanoglio Hospital, Athens, Greece

Louis L. PISTERS (https://faculty.mdanderson.org/profiles/louis_pisters.html)

Department of Urology, MD Anderson Cancer Center, Houston, Texas, USA

Jean de la Rosette (<https://medipol.com.tr/doktorlarimiz/profdr-jean-de-la-rosette>)

Department of Urology, Bağcılar Medipol Mega University Hospital, İstanbul, Turkey

Kemal SARICA (<https://tip.biruni.edu.tr/index.php/tip-fakultesi-akademik-kadro/>)

Department of Urology, Biruni University School of Medicine, İstanbul, Turkey

Kymora SCOTLAND (<https://www.uclahealth.org/kymora-scotland>)

Ronald Reagan UCLA Medical Center, Los Angeles CA, USA

Ajay K. SINGLA

Department of Urology, School of Medicine, Toledo University, Ohio, USA

Andreas SKOLARIKOS

2nd Department of Urology, National and Kapodistrian University of Athens, Sismanogleio Hospital, Athens, Greece

Prasanna SOORIAKUMARAN (<https://www.uclh.nhs.uk/our-services/find-consultant/mr-prasanna-sooriakumaran>)

Department of Urology, University College London Hospitals, London, UK

Tarkan SOYGÜR (<http://cv.ankara.edu.tr/kisi.php?id=soygur@medicine.ankara.edu.tr°er=2>)

Department of Urology, Division of Paediatric Urology, Faculty of Medicine, University of Ankara

Anne Françoise SPINOIT (<https://biblio.ugent.be/person/802001816158>)

Department of Urology, Ghent University Hospital, Ghent, Belgium

Jeremy YC TEOH (<https://www.surgery.cuhk.edu.hk/urology/#people>)

S.H. Ho Urology Centre, Department of Surgery, Prince of Wales Hospital, The Chinese University of Hong Kong, Hong Kong,

Theodoras TOKAS (<https://www.tirol-kliniken.at/page.cfm?vpath=standorte/landeskrankenhaus-hall/medizinisches-angebot/urologie-und-andrologie/team>)

Department of Urology and Andrology, General Hospital Hall in Tirol, Tirol, Austria

Bariş TÜRKBEY (<https://ccr.cancer.gov/molecular-imaging-branch/ismail-baris-turkbey>)

Molecular Imaging Program, National Cancer Institute, National Institutes of Health, Bethesda, MD, USA

Olivier TRAXER (<http://tenon.aphp.fr/consultation/11431/>)

Director of the Minimally Invasive Surgery Center Urology, Tenon University Hospital, Paris, France

Mustafa USTA (<http://aves.akdeniz.edu.tr/musta/>)

Department of Urology, Akdeniz University School of Medicine, Antalya, Turkey

Nikhil VASDEV (<https://www.enherts-tr.nhs.uk/consultants/nikhil-vasdev/>)

Hertfordshire and Bedfordshire Urological Cancer Centre, Lister Hospital (East and North Herts NHS Trust), Watford General Hospital (West Herts NHS Trust), UK

Rajas VEERATTERAPILLARY (<https://www.newcastle-hospitals.nhs.uk/consultants/mr-rajan-veeratterapillay/>)

Department of Urology, Freeman Hospital, Newcastle Upon Tyne, Newcastle, UK

Run WANG (<https://med.uth.edu/surgery/faculty/run-wang-md-facs/>)

University of Texas McGovern Medical School at Houston and MD Anderson Cancer Center, Houston, TX, USA

M. Önder YAMAN (<http://cv.ankara.edu.tr/kisi.php?id=yaman@medicine.ankara.edu.tr°er=2>)

Department of Urology, Ankara University School of Medicine, Ankara, Turkey

Selçuk YÜCEL (<https://avesis.marmara.edu.tr/selcuk.yucel>)

Department of Urology, Marmara University School of Medicine, İstanbul, Turkey

 (<https://www.avesyayincilik.com/>)

Founder

İbrahim Kara

General Manager

Ali Şahin

Publishing Directors

İrem Soysal

Gökhan Çimen

Editor

Bahar Albayrak

Publications Coordinators

Arzu Arı

Deniz Kaya

İrmak Berberoğlu

Alara Ergin

Hira Gizem Fidan

Vuslat Taş

İrem Özmen

Web Coordinators

Sinem Fehime Koz

Doğan Oruç

Finance Coordinator

Elif Yıldız Çelik

About (https://turkishjournalofurology.com/en/about-1010)	Manuscript Submission (https://mc04.manuscriptcentral.com/turkjurol)	Copyright Agreement (https://turkishjournalofurology.com/files/TJU%20Copyright%20Agreement%20Form-CC%20BY.PDF)	Turkish Association of Urology (http://uroturk.org.tr)
Abstracting and Indexing (https://turkishjournalofurology.com/en/abstracting-and-indexing-1012)	Archive (https://turkishjournalofurology.com/en/archive-174)	Recommendations (http://www.icmje.org/)	FOLLOW US   (https://www.instagram.com/TurkUrology/)
Editorial Board (https://turkishjournalofurology.com/en/editorial-board-108)	Latest Issue (https://turkishjournalofurology.com/EN/Ocak-1-00155)	Permissions (https://turkishjournalofurology.com/en/contact-127)	
Aims and Scope (https://turkishjournalofurology.com/en/aims-and-scope-105)	Copyright (https://turkishjournalofurology.com/en/copyright-1011)		
Instructions to Authors (https://turkishjournalofurology.com/en/instructions-to-authors-109)			



Latest Update: 09.08.2022

AVES | Copyright © 2022 Turkish Association of Urology |

Intraurethral lidocaine use during urodynamics in female patients: A systematic review and meta-analysis

Dian Paramita Oktaviani¹ , Mohammad Ayodhia Soebadi² , Yudhistira Pradnyan Kloping¹ ,
Furqan Hidayatullah¹ , Zakaria Aulia Rahman¹ , Soetojo Soetojo¹ 

Cite this article as: Paramita Oktaviani D, Ayodhia Soebadi M, Pradnyan Kloping Y, Hidayatullah F, Aulia Rahman Z, Soetojo S. Intraurethral lidocaine use during urodynamics in female patients: A systematic review and meta-analysis. *Turk J Urol.* 2021; 47(5): 366-374.

ABSTRACT

Pain and discomfort may occur in catheterization during a urodynamic examination. A lidocaine gel combined with a water-based lubricant is sometimes used to reduce pain during catheterization. Several studies claimed that intraurethral lidocaine administration could cause inaccurate urodynamic parameters results. However, its definite effects in urodynamics testing on humans are still not clear. We aimed to evaluate the effects of intraurethral lidocaine on pain and urodynamic study parameters in patients undergoing an invasive urodynamic examination. A systematic search adhering to the Preferred Reporting Items for Systematic Reviews and Meta-Analyses (PRISMA) protocol was performed in the MEDLINE, PubMed, and ScienceDirect databases for randomized controlled trials (RCTs). The bias of the studies is evaluated using the Cochrane risk of bias tool by two independent reviewers. The analyses of continuous outcomes were displayed as mean difference (MD), whereas odds ratio is used to analyze dichotomous data. Heterogeneity between studies is determined using the I^2 value. A total of three RCTs out of 622 discovered that articles were eligible for analysis. Forest plot analysis of the mean visual analogue scale difference of the studies indicated an insignificant difference between the lidocaine and placebo group (MD -7.68; 95% CI -34.04 to -18.68, $P = .57$). All urodynamic parameter results were also similar between the two groups ($P > .05$). Routine intraurethral lidocaine injection prior to a urodynamic study does not affect pain intensity and urodynamic parameters.

Keywords: Intraurethral lidocaine; lidocaine; urodynamics; urodynamic study.

Introduction

Urodynamics or urodynamic study is a term that covers a variety of tests to measure physiological parameters of the lower urinary tract by assessing its function.¹ The testing includes both invasive and noninvasive evaluations. Invasive examinations include catheter insertion into the bladder.² Catheterization during an urodynamic study could induce pain and discomfort in patients. In performing the examination, external factors that could affect the results should be minimized to gain accurate results representative of the patient's condition. Several studies reported a relatively higher intensity of pain and discomfort during catheterization in urodynamics examination among female patients with a history of

chronic pain.^{3,4} A lidocaine gel combined with a water-based lubricant is sometimes used to ease catheter insertion and reduce pain.⁵ However, several studies claimed that intraurethral lidocaine administration could disrupt the sensory nerve response, which could interfere with bladder emptying. During urinary passage through the urethra, the afferent nerves of pudendal nerve would be activated and cause bladder contraction to ensure normal efficient micturition.⁶ The disruption of the mechanism could lead to ineffective voiding and urinary retention, thus resulting in inaccurate urodynamic parameters results.⁷ There is a dilemma whether intraurethral lidocaine could be necessarily given for patients undergoing a catheterization during an urodynamic study. Therefore, we aimed to evaluate

¹Department of Urology, Universitas Airlangga Faculty of Medicine, Dr. Soetomo General-Academic Hospital, Surabaya, Indonesia

²Department of Urology, Universitas Airlangga Faculty of Medicine, Universitas Airlangga Teaching Hospital, Surabaya, Indonesia

Submitted:
27.05.2021

Accepted:
11.08.2021

Corresponding Author:
Soetojo Soetojo
E-mail:
s.tojowirjoprano@yahoo.com

© Copyright 2021 by Turkish Association of Urology

Available online at
www.turkishjournalofurology.com

Table 1. Search Strategy

Database	Keywords	Articles
PubMed/ MEDLINE	((((urodynamical[All Fields] OR urodynamically[All Fields] OR urodynamics[MeSH Terms] OR urodynamics[All Fields] OR urodynamic[All Fields]) AND (lidocain[All Fields] OR lidocaine[MeSH Terms] OR lidocaine[All Fields] OR lignocaine[All Fields] OR lidocaine s[All Fields] OR lignocain[All Fields] OR (lidocain[All Fields] OR lidocaine[MeSH Terms] OR lidocaine[All Fields] OR lignocaine[All Fields] OR lidocaine s[All Fields] OR lignocain[All Fields]))) OR (analgetic[All Fields] OR analgetics[All Fields])) AND (controlling[All Fields] OR controllability[All Fields] OR controllable[All Fields] OR controllably[All Fields] OR controller[All Fields] OR controller s[All Fields] OR controllers[All Fields] OR controlling[All Fields] OR controls[All Fields] OR prevention and control[MeSH Terms] OR (prevention[All Fields] AND control[All Fields]) OR prevention and control[All Fields] OR control[All Fields] OR control groups[MeSH Terms] OR (control[All Fields] AND groups[All Fields]) OR control groups[All Fields]) Limited to: "Randomize controlled trials", "Controlled trials"	342
Science Direct	(Urodynamic) AND (Placebo OR Sham Procedure) AND (Lidocaine) Limited to: <i>Clinical Trial, RCT</i>	280
	Total	622

MeSH, medical subject headings; RCT, randomized controlled trial.

the effects of intraurethral lidocaine on pain and urodynamic study parameters.

Methods

Systematic Search Strategy

The protocol for this review has been registered in the PROSPERO database (a systematic search was performed in MEDLINE and ScienceDirect in January 2021 adhering to the preferred reporting items for systematic reviews and meta-analyses (PRISMA) guideline).⁸ The detailed search strategy and keywords used are listed in Table 1. The systematic search was performed by three investigators.

Eligibility Criteria

Studies were considered eligible based on the following criteria: randomized controlled trial (RCT) study design, evaluating

adult patients undergoing urodynamics examination with intraurethral lidocaine injection compared to adults given placebo in the form of a water-based lubricant, comparing at least two arms, and evaluating outcomes based on pain and urodynamics parameters. Studies were excluded based on the following exclusion criteria: non-English articles, animal model studies, unpublished articles, inaccessible full paper, and observational or review studies. Three reviewers performed independent reviews for the search results. Each eligibility of the studies was decided by all reviewers. Any disagreements were discussed between the reviewers until a decision was met. There were not any inter-rater disagreements between the reviewers. The risk of bias analysis was performed using the Cochrane risk of bias (RoB) tool.

Data Collection and Statistical Analysis

Studies were included based on the eligibility criteria and assessed for duplication using Mendeley and manually. The included studies' quality assessment was examined using the Cochrane' risk of bias (RoB) tool. The dichotomous outcomes were presented as an odds ratio (OR), whereas the continuous outcomes were presented as mean difference (MD). To determine the analysis for variables from the studies, the outcomes were tabulated in a table and compared between each group based on the intervention given. Before the analysis, all outcomes were evaluated for missing essential statistical data. Missing standard deviation may be obtained from converting the median, minimum, and maximum data. Heterogeneity of the studies was evaluated by I^2 value. The studies were

Main Points

- Some practitioners administer intraurethral lidocaine gel for patients undergoing an urodynamics study to reduce pain.
- Several findings from animal studies suggested that local anesthetic could affect urodynamics parameters, resulting in misrepresentative findings.
- Current published trials showed that there is no significant difference of pain intensity between an intraurethral lidocaine injection and a water-based lubricant.

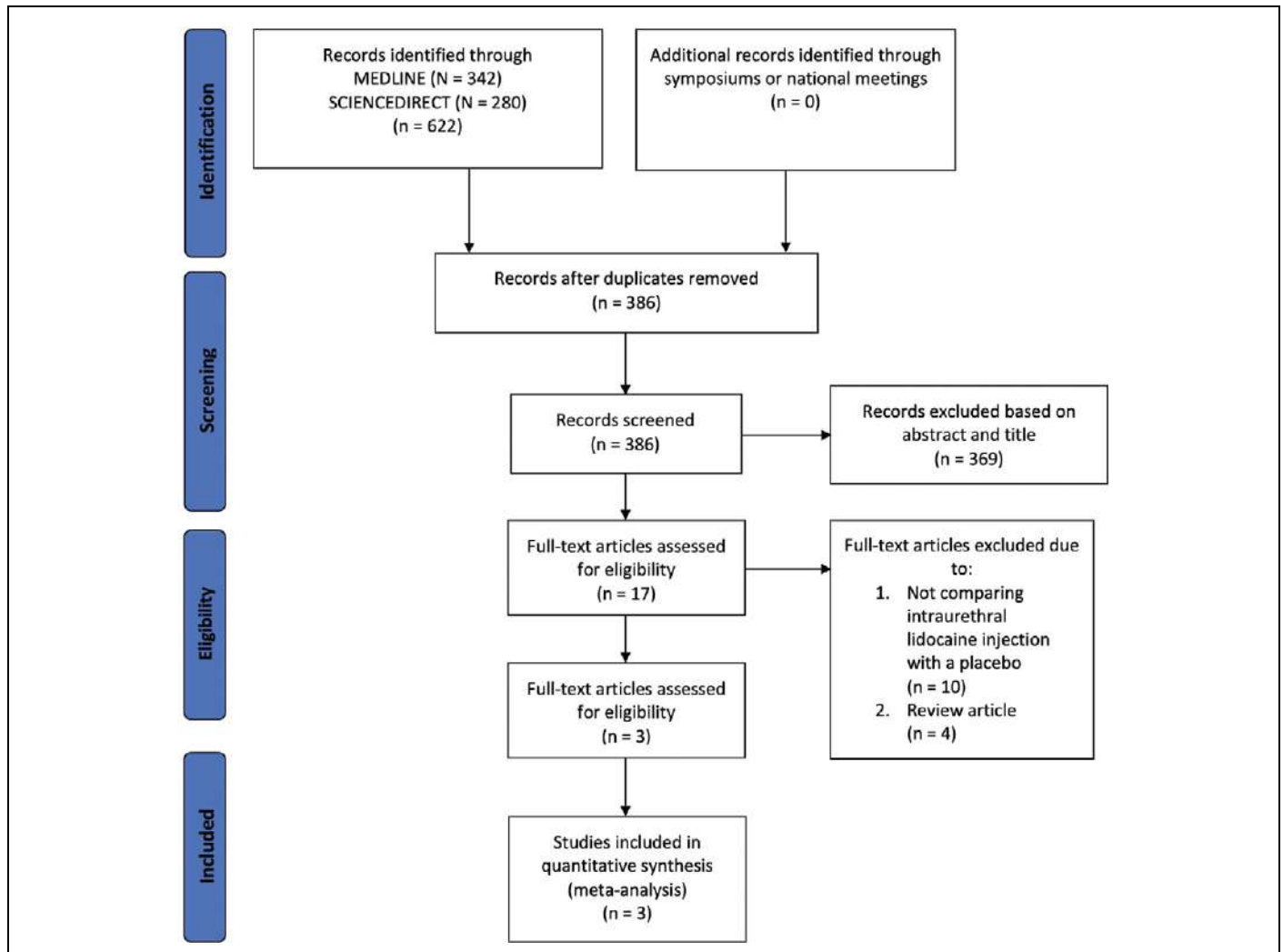


Figure 1. PRISMA flowchart explaining systematic search and screening process.

considered homogenous if the I^2 value was less than 50%, in which a fixed-effect model was selected for the analysis. Otherwise, a random-effects model was selected. We considered the difference of studies as statistically significant based on the P -value ($<.05$). All forest plot analyses were performed using Review Manager (Revman) 5.4.

Outcomes

The evaluated outcomes in this study included visual analogue scale (VAS) to measure pain during catheterization and urodynamics parameters, consisting of voiding efficiency, intermittent flow pattern, postvoid residual (PVR) volume, Detrusor pressure at maximum flow (Pdet@Qmax), Pabdominal (Pabd) recruitment during flow, and elevated electromyography (EMG) activity. Dichotomous outcomes consisted of voiding

efficiency, Pabd recruitment during flow, intermittent flow pattern, and elevated EMG activity. Continuous outcomes consisted of VAS, PVR, and Pdet@Qmax. Unclear or missing variables from a study were excluded.

Results

Systematic Search and Studies' Characteristics

The search and screening process in this review is presented in the PRISMA flowchart in Figure 1. Upon initial search, we discovered 622 articles from MEDLINE and ScienceDirect based on the keywords. Out of the 622 articles, 236 duplicates were found and excluded. Screening the articles based on the title and abstract produced 17 articles. Three RCTs were considered

Table 2. Studies' Baseline Characteristics

Author	Sample Size		Mean VAS		Voiding Efficiency (%)		PVR Volume (mL)		Pdet@Qmax (cm H ₂ O)		Pabd during Flow, n		Intermittent Flow Pattern, n		Elevated EMG Activity, n	
	Lidocaine	Placebo	Lidocaine	Placebo	Lidocaine	Placebo	Lidocaine	Placebo	Lidocaine	Placebo	Lidocaine	Placebo	Lidocaine	Placebo	Lidocaine	Placebo
McKee et al. ⁹	8	9	26.7 ± 12.8	36.9 ± 26.8	91.94	75.95	51.56 ± 11.62	89.13 ± 46.94	40 ± 15	44 ± 15	1	1	2	4	1	3
Özel et al. ¹⁰	42	48	14 ± 19	39 ± 30	NR	NR	NR	NR	NR	NR	NR	NR	NR	NR	NR	NR
Kisby et al. ¹¹	11	12	25.25 ± 8.38	14 ± 7.52	92.8	91.3	70 ± 34.67	43.78 ± 9.38	37.6 ± 19.2	31 ± 18.9	5	1	4	0	8	3

RCT, randomized controlled trial; NR, not reported; PVR, postvoid residual; Pdet@Qmax, detrusor pressure at maximum flow; Pabd, abdominal pressure; EMG, electromyography.

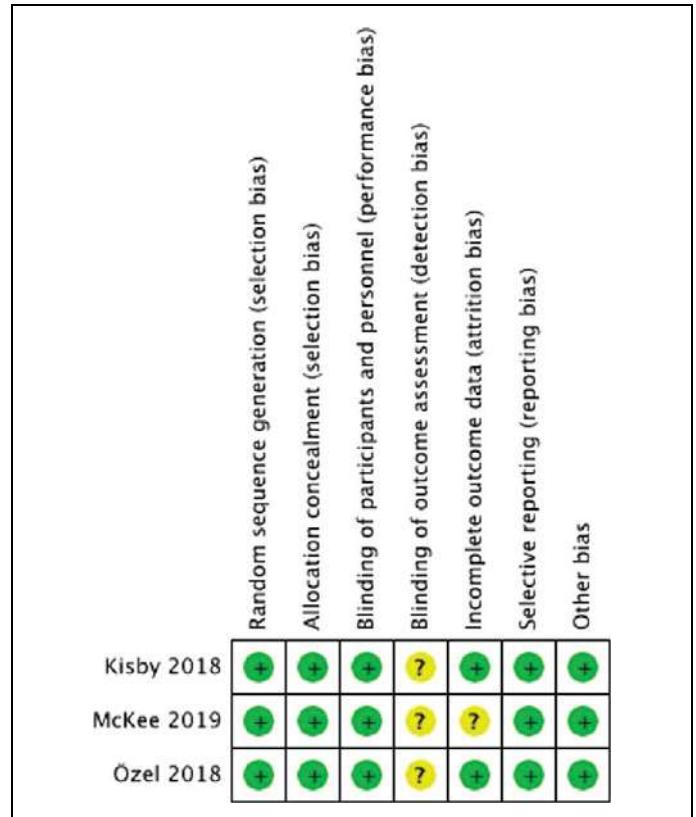


Figure 2. Risk of bias graph of the included RCTs.

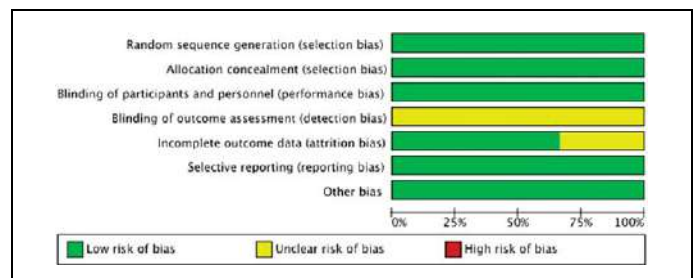


Figure 3. Risk of bias summary of the included RCTs.

eligible out of the 17 articles.^{9–11} Table 2 displays the characteristics of the included studies. Figure 2 and 3 showed the risk of bias summary of the studies. There are 130 total samples from the three studies. All studies distributed the samples into two groups based on the interventions given: intraurethral lidocaine or water-based lubricant. McKee et al.⁹ used 4% intraurethral injections, whereas other studies administered 2% intraurethral injections to their samples. The difference in mean VAS of the groups during catheter placement between studies is shown in Table 2. All studies showed an overall higher VAS in the placebo group except for Kisby et al.,¹¹

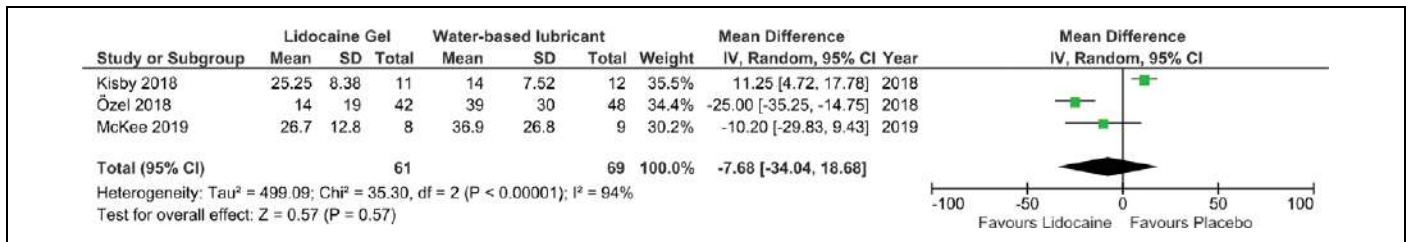


Figure 4. Forest plot of VAS average difference during catheter placement of the included RCTs.

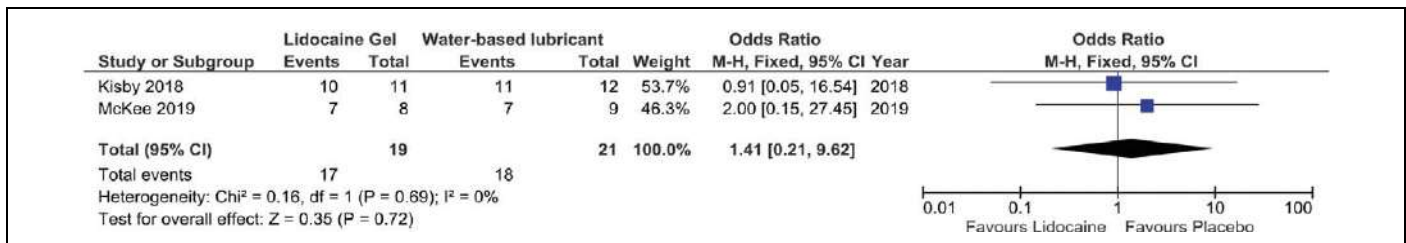


Figure 5. Forest plot of voiding efficiency of the included RCTs.

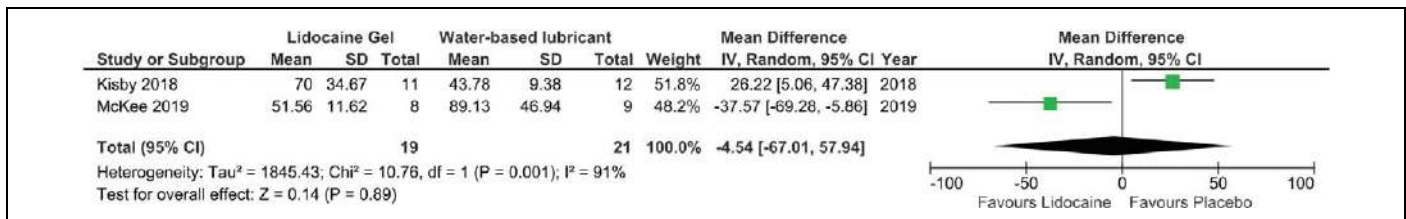


Figure 6. Forest plot of postvoid residual volume difference of the included RCTs.

whose results indicated a higher VAS average in the lidocaine group. Table 2 also displays the urodynamics parameters of the included studies. PVR volume and Pdet@Qmax are evaluated as continuous data, whereas voiding efficiency, Pabd recruitment during flow, intermittent flow pattern, and elevated EMG activity were evaluated as dichotomous data. The overall risk of bias of the studies is low. However, the blinding process of the outcomes was not specified in any of the studies. There is also a possibility of incomplete urodynamics parameter results of the study by McKee et al.⁹ as the urodynamic parameters reported was fewer than the ones reported by Kisby et al.¹¹

Mean VAS Differences between Interventions

Forest plot analysis of the mean VAS difference of the studies in Figure 4 indicated insignificant difference between the lidocaine and placebo group (MD -7.68; 95% CI -34.04 to -18.68; P = .57). A random effects model analysis was used due to the high level of heterogeneity: (I² = 94%).

Voiding Efficiency Differences between Groups

The difference of voiding efficiency in Figure 5 between the lidocaine and placebo groups was insignificant (OR 1.41; 95% CI 0.21-9.62; P = .72). A fixed effects model analysis was used due to the low level of heterogeneity (I² = 0%).

Postvoid Residual Volume Differences between Groups

The forest plot displaying a random effects model analysis (I² = 91%) in Figure 6 showed that the postvoid residual volume between the lidocaine and placebo groups was insignificant (MD -4.54; 95% CI -67.01 to -57.94; P = .89).

Pdet@Qmax Differences between Groups

The difference of Pdet@Qmax in Figure 7 between the lidocaine and placebo groups was insignificant (MD 0.84; 95% CI -9.7 to -11.37; P = .88). A fixed effects model analysis was used based on the homogeneity of the studies (I² = 0%).

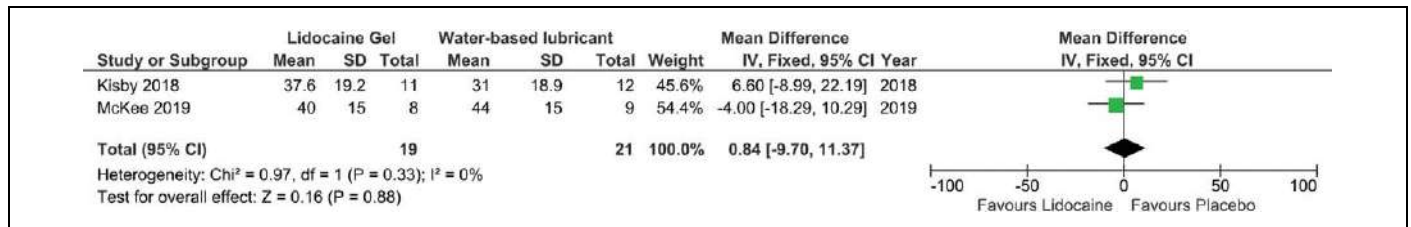


Figure 7. Forest plot of Pdet@Qmax of the included RCTs.

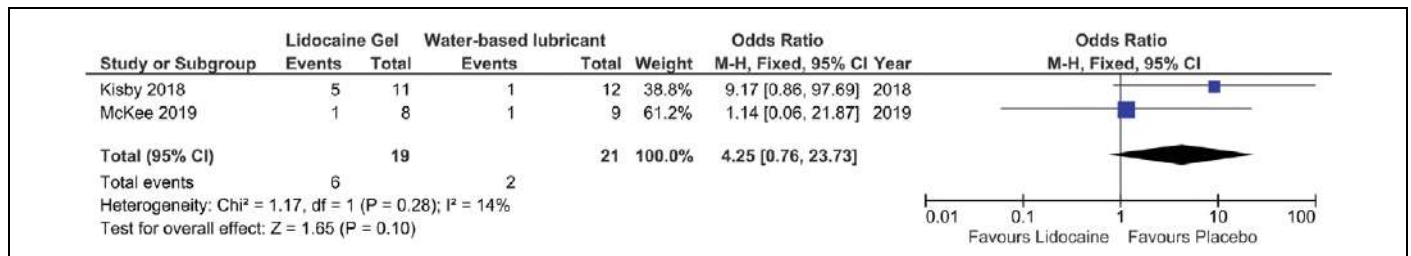


Figure 8. Forest plot of Pabd recruitment during flow of the included RCTs.

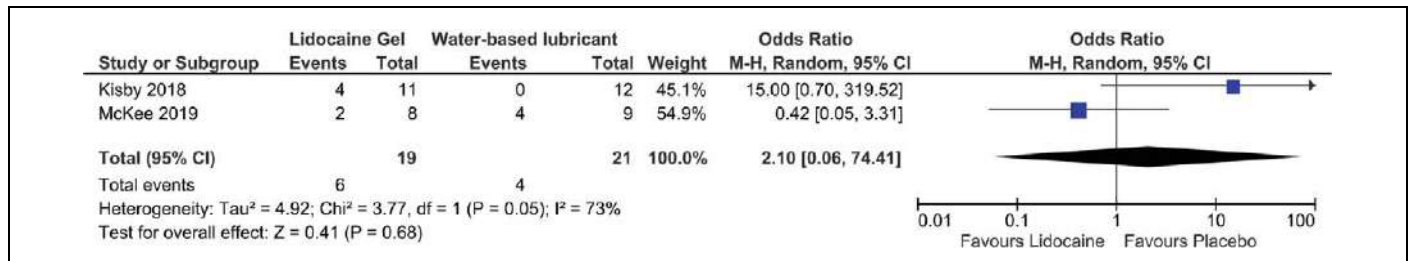


Figure 9. Forest plot of intermittent flow pattern of the included RCTs.

Pabd Recruitment during Flow Occurrence Differences between Groups

The difference of Pabd recruitment during flow between the lidocaine and placebo groups in Figure 8 was insignificant (OR 4.25; 95% CI 0.76-23.73; P = .10). The analysis was displayed in a forest plot using a fixed effects model due to the low level of heterogeneity (I² = 14%).

Intermittent Flow Pattern Occurrence Differences between Groups

The forest plot displaying a random effects model analysis (I² = 73%) in Figure 9 showed that the difference of intermittent flow pattern occurrence between the lidocaine and placebo groups was insignificant (OR 2.10; 95% CI 0.06-74.41; P = .68).

Elevated EMG Activity Occurrence Differences between Groups

An insignificant elevation difference of EMG activity was exhibited by the lidocaine and placebo groups (OR 1.69; 95%

CI 0.06-44.42; P = .75) in Figure 10. A random effects model was chosen due to the heterogeneity of the studies (I² = 77%).

Discussion

The main purpose of a urodynamic study is to evaluate patients with micturition abnormalities. The examination involves urethral manipulation, especially during catheterization.¹² In the included RCTs, the researchers administered intraurethral lidocaine to reduce pain and discomfort.¹³ The studies were concerned that the local anesthetic could affect the urodynamics parameters, resulting in misrepresentative findings.¹⁴ The analysis in this systematic review provided interesting findings based on the included RCTs results. All included trials evaluated in this review had only included subjects with normal baseline characteristics to prevent the possibility of bias in urodynamics findings or pain scale results.

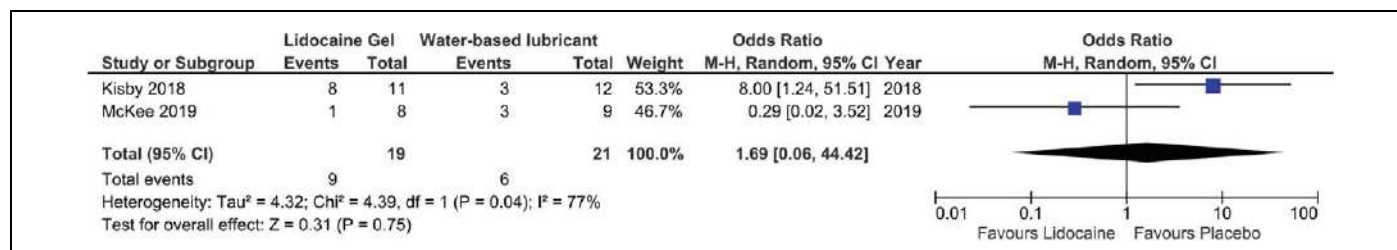


Figure 10. Forest plot of elevated EMG of the included RCTs.

Intraurethral Lidocaine and Pain

Pain is an important variable to be considered in a urodynamic study. Several studies claimed that urodynamic studies are well tolerated in patients. Yeung et al.¹⁵ also documented pain intensity in patients undergoing an urodynamics examination using VAS. They reported that urodynamic testing is well tolerated in women. Suskind et al.¹⁶ also reported that the examination is well tolerated regardless of gender. Studies evaluating pain intensity in examinations that involve urethral manipulation, like a cotton-tipped swab test, recommend intraurethral lidocaine administration.¹² The evaluation of pain during cystourethroscopy also reported similar findings regarding lidocaine administration.¹⁷ A meta-analysis evaluating the use of intraurethral lidocaine for reducing pain during cystoscopy resulted in significant pain reduction compared to the control group. This finding is considerable since cystoscopy involves a long duration of urethral instrumentation.¹⁸ Previous reports suggested that the pain during a urodynamics testing is especially apparent during catheterization, which was measured in this meta-analysis.¹⁹

The gold standard of measurement evaluating pain in the field of urology, including urodynamics, is VAS.²⁰ The analysis in this review showed that there is no significant difference of mean VAS between the lidocaine and control groups (MD -7.68; 95% CI -34.04 to -18.68; $P = .57$). The study results of Kisby et al.¹¹ showed a peculiar finding, in which the mean VAS was actually higher in the lidocaine group compared to the placebo group. Based on these findings, it is possible that pain due to catheterization in the patients of the placebo group was sufficiently reduced by water-based lubricants. The trials included in this review only examined female subjects. Similar studies in the past have attempted the administration of intraurethral lidocaine injection to reduce pain on male patients during urethral instrumentation. However, the intervention evaluated in the studies was cystoscopy. Nevertheless, the studies reported no difference between intraurethral lidocaine injection and lubricating gel.^{21,22}

Urodynamics Parameters

The evaluation of parameters in this systematic review is extracted from the reports of Kisby et al.¹¹ and McKee et al.⁹ Voiding efficiency is the evaluation of bladder emptying by measuring the percentage of voided urine and total urine volume before micturition. The efficiency is considered normal if it is more than 90%.²³ The difference between the control and treatment group was insignificant (OR 1.41; 95% CI 0.21-9.62; $P = .72$).

Shafik et al.²⁴ reported that the desensitization of patients due to 5% xylocaine gel intraurethral administration during an urodynamics examination causes the PVR volume to increase and patients with normal urinary function to strain during micturition.²⁵ The two trials currently available for review reported contradictory results. Kisby et al.¹¹ reported that there are a greater proportion of subjects receiving lidocaine, demonstrated interrupted urinary flow patterns, and elevated EMG activity, indicating a sensory feedback disruption during voiding. On the contrary, McKee et al.⁹ reported that intraurethral lidocaine does not significantly affect urodynamic parameters. However, both studies concluded that its use, prior to or during routine urodynamics, is not recommended as it does not alter the VAS pain score following catheterization. Shafik et al.²⁵ examined the effects of intraurethral xylocaine in both male and female patients undergoing micturition studies. After 15 minutes of incubation and cystometric filling, they reported increased strain voiding due to vesical pressure increase. Elevated PVR was seen in the xylocaine group but not voiding efficiency. However, these findings are taken from both male and female patients. The urethral length of males is longer than females; thus, the effects are most likely different when compared to the findings among female patients.¹¹

Study Limitations and Future Suggestions

The main limitation of this review is the small number of available RCTs, thus making the sample size relatively small. Due to this limitation, it was not possible to conduct several

analyses based on different subgroups. The currently published RCTs only evaluated female patients, while the anatomical difference of the male urethra may generate different findings. Future reviews may focus on the use of intraurethral lidocaine in other procedures, such as mixing it with chlorhexidine gluconate during cystoscopy in male patients to reduce pain and prevent infection.

Conclusion

There is no significant difference in pain intensity between an intraurethral lidocaine injection and a water-based lubricant in a urodynamic study. The urodynamic parameters between the groups are also similar, indicating that intraurethral lidocaine injection does not significantly affect urodynamic findings. The findings in this review do not support the use of routine intraurethral lidocaine injection based on its insignificant effect on pain.

Author Contributions: Concept - D.P.O., S.S.; Design - D.P.O., Y.P.K., F.H., Z.R.A., S.S.; Supervision - M.A.S., S.S.; Resources - M.A.S., S.S.; Materials - D.P.O., M.A.S., S.S.; Data Collection and/or Processing - D.P.O., Y.P.K., F.H., Z.R.A.; Analysis and/or Interpretation - D.P.O., Y.P.K., F.H., Z.R.A., S.S.; Literature Search - D.P.O., Y.P.K., F.H., Z.R.A.; Writing Manuscript - D.P.O., M.A.S., Y.P.K., F.H., Z.R.A., S.S.; Critical Review - D.P.O., S.S.

Conflict of Interest: The authors have no conflicts of interest to declare.

Financial Disclosure: The authors declared that this study has received no financial support.

References

1. Lenherr SM, Clemens JQ. Urodynamics: With a focus on appropriate indications. *Urol Clin*. 2013;40(4):545-557. [\[CrossRef\]](#)
2. Schäfer W, Abrams P, Liao L, et al. Good urodynamic practices: Uroflowmetry, filling cystometry, and pressure-flow studies. *Neurourol Urodyn*. 2002;21(3):261-274. [\[CrossRef\]](#)
3. Giesecke T, Gracely RH, Grant MAB, et al. Evidence of augmented central pain processing in idiopathic chronic low back pain. *Arthritis Rheum*. 2004;50(2):613-623. [\[CrossRef\]](#)
4. Ruscheweyh R, Verneuer B, Dany K, et al. Validation of the pain sensitivity questionnaire in chronic pain patients. *Pain*. 2012;153(6):1210-1218. [\[CrossRef\]](#)
5. Patel AR, Jones JS, Babineau D. Lidocaine 2% gel versus plain lubricating gel for pain reduction during flexible cystoscopy: A meta-analysis of prospective, randomized, controlled trials. *J Urol*. 2008;179(3):986-990. [\[CrossRef\]](#)
6. Danziger ZC, Grill WM. Dynamics of the sensory response to urethral flow over multiple time scales in rat. *J Physiol*. 2015;593(15):3351-3371. [\[CrossRef\]](#)
7. McGee MJ, Grill WM. Modeling the spinal pudendo-vesical reflex for bladder control by pudendal afferent stimulation. *J Comput Neurosci*. 2016;40(3):283-296. [\[CrossRef\]](#)
8. Moher D, Liberati A, Tetzlaff J, Altman DG. Academia and clinic annals of internal medicine preferred reporting items for systematic reviews and meta-analyses: The PRISMA statement. *Ann Intern Med*. 2009;151:264-269. [\[CrossRef\]](#)
9. McKee D, Gonzalez E, Amundsen C, Grill W. Randomized controlled trial to assess the impact of high concentration intraurethral lidocaine on urodynamic voiding parameters. *Urology*. 2019;133:72-77. [\[CrossRef\]](#)
10. Özel BZ, Sun V, Pahwa A, Nelken R, Dancz CE. Randomized controlled trial of 2% lidocaine gel versus water-based lubricant for multi-channel urodynamics. *Int Urogynecol J*. 2018;29(9):1297-1302. [\[CrossRef\]](#)
11. Kisby CK, Gonzalez EJ, Visco AG, Amundsen CL, Grill WM. Randomized controlled trial to assess the impact of intraurethral lidocaine on urodynamic voiding parameters. *Obstet Gynecol Surv*. 2019;74(11):648-649. [\[CrossRef\]](#)
12. Harmanli OH, Okafor O, Ayaz R, Knee A. Lidocaine jelly and plain aqueous gel for urethral straight catheterization and the Q-tip test: A randomized controlled trial. *Obstet Gynecol*. 2009;114(3):547-550. [\[CrossRef\]](#)
13. Hegan C, Rahn DD. Intraurethral lidocaine use during urodynamic testing deserves further study. *Female Pelvic Med Reconstr Surg*. 2020;26(7):464-464. [\[CrossRef\]](#)
14. Avondstondt AM, Chiu S, Salamon C. Periurethral lidocaine does not decrease pain after urodynamic testing in women: A double-blinded randomized control trial. *Female Pelvic Med Reconstr Surg*. 2021;27(5):e528-e532. [\[CrossRef\]](#)
15. Yeung JY, Eschenbacher MA, Pauls RN. Pain and embarrassment associated with urodynamic testing in women. *Int Urogynecol J*. 2014;25(5):645-650. [\[CrossRef\]](#)
16. Suskind AM, Clemens JQ, Kaufman SR, et al. Patient perceptions of physical and emotional discomfort related to urodynamic testing: A questionnaire-based study in men and women with and without neurologic conditions. *Urology*. 2015;85(3):547-551. [\[CrossRef\]](#)
17. Rodríguez-Rubio F, Sanz G, Garrido S, Sanchez C, Estudillo F. Patient tolerance during outpatient flexible cystoscopy a prospective, randomized, double-blind study comparing plain lubrication and lidocaine gel. *Scand J Urol Nephrol*. 2004;38(6):477-480. [\[CrossRef\]](#)
18. Raskolnikov D, Brown B, Holt SK, et al. Reduction of pain during flexible cystoscopy: A systematic review and meta-analysis. *J Urol*. 2019;202(6):1136-1142. [\[CrossRef\]](#)
19. Yiou R, Audureau E, Loche C, Dussaud M, Lingombet O, Binhas M. Comprehensive evaluation of embarrassment and pain associated with invasive urodynamics. *Neurourol Urodyn*. 2015;34(2):156-160. [\[CrossRef\]](#)
20. Biardeau X, Lam O, Van Ba LC, Corcos J. Prospective evaluation of anxiety, pain, and embarrassment associated with cystoscopy and urodynamic testing in clinical practice. *Can Urol Assoc J*. 2017;11(3-4):104. [\[CrossRef\]](#)
21. Preecha C. Comparison of the effectiveness of reducing pain using lubricating gel with and without lidocaine during cystoscopy, Phatthalung hospital. *Heal Sci J Thail*. 2021;3(1):41-49.
22. Keane KG, Redmond EJ, McIntyre C, et al. Does instillation of lidocaine gel following flexible cystoscopy decrease the severity of post procedure symptoms? A randomised controlled trial assessing the efficacy of lidocaine gel post flexible cystoscopy. *Irish J Med Sci*. 2021;1-7. DOI: 10.1007/s11845-020-02458-2.
23. Cholhan H, Julia J, Hutchings T, Kocur B. Voiding efficiency: A new method of assessing bladder emptying function in women. *Neurourol Urodyn*. 2010.

24. Shafik A, Shafik AA, El-Sibai O, Ahmed I. Effect of vesical contraction on the non-sphincteric part of the urethra: Recognition of vesicourethral inhibitory reflex. *Int J Urol.* 2004;11(4):213-217. [\[CrossRef\]](#)
25. Shafik A, Shafik AA, El-Sibai O, Ahmed I. Role of positive urethrovesical feedback in vesical evacuation. The concept of a second micturition reflex: The urethrovesical reflex. *World J Urol.* 2003;21(3):167-170. [\[CrossRef\]](#)