



# Source details

## Open Access Macedonian Journal of Medical Sciences

Formerly known as: Macedonian Journal of Medical Sciences

Scopus coverage years: from 2014 to 2022

(coverage discontinued in Scopus)

Publisher: Scientific Foundation SPIROSKI

E-ISSN: 1857-9655

Subject area: Medicine: General Medicine

Source type: Journal

CiteScore 2021

1.3



SJR 2021

0.257



SNIP 2021

0.603



[View all documents >](#)

[Set document alert](#)

[Save to source list](#)

[CiteScore](#) [CiteScore rank & trend](#) [Scopus content coverage](#)

### i Improved CiteScore methodology



CiteScore 2021 counts the citations received in 2018-2021 to articles, reviews, conference papers, book chapters and data papers published in 2018-2021, and divides this by the number of publications published in 2018-2021. [Learn more >](#)

CiteScore 2021

$$1.3 = \frac{4,420 \text{ Citations 2018 - 2021}}{3,303 \text{ Documents 2018 - 2021}}$$

Calculated on 05 May, 2022

### CiteScore rank 2021

Category	Rank	Percentile
Medicine		
General Medicine	#416/826	49th

[View CiteScore methodology >](#) [CiteScore FAQ >](#) [Add CiteScore to your site](#)

---

## About Scopus

[What is Scopus](#)

[Content coverage](#)

[Scopus blog](#)

[Scopus API](#)

[Privacy matters](#)

## Language

[日本語版を表示する](#)

[查看简体中文版本](#)

[查看繁體中文版本](#)

[Просмотр версии на русском языке](#)

## Customer Service

[Help](#)

[Tutorials](#)

[Contact us](#)

---

## ELSEVIER

[Terms and conditions](#) ↗ [Privacy policy](#) ↗

Copyright © Elsevier B.V. ↗. All rights reserved. Scopus® is a registered trademark of Elsevier B.V.

We use cookies to help provide and enhance our service and tailor content. By continuing, you agree to the use of cookies ↗.





# Nursing Research Manuscript

Open



## Open Access Macedonian Journal of Medical Sciences

### COUNTRY

Macedonia

- Universities and research institutions in Macedonia
- Media Ranking in Macedonia

### SUBJECT AREA AND CATEGORY

Medicine  
Medicine (miscellaneous)

Scientific Programming Papers

Open

### PUBLISHER

### H-INDEX

23

### PUBLICATION TYPE

Journals

### ISSN

18579655

### COVERAGE

2014-2021

Scientific Programming Papers

Visit Site

### SCOPE

Information not localized

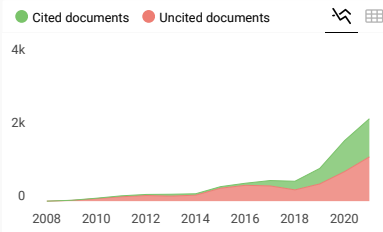
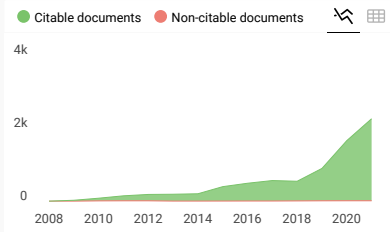
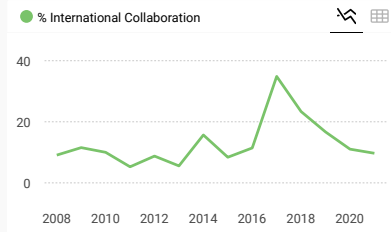
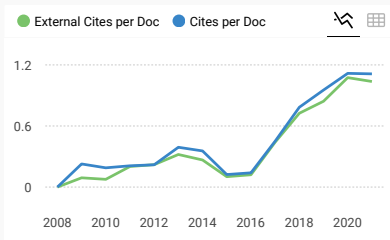
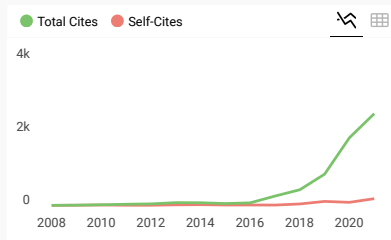
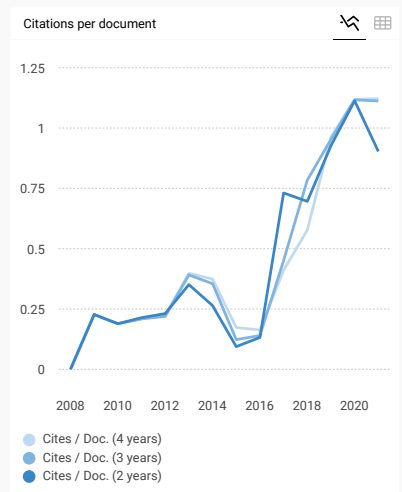
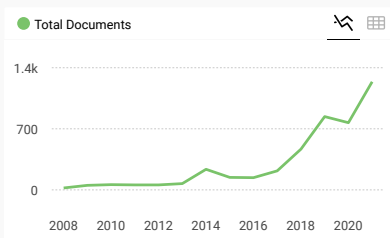
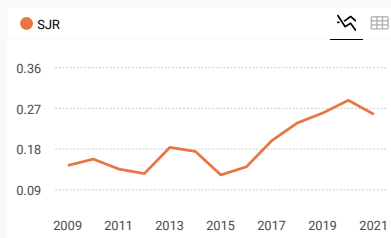
Join the conversation about this journal

Published with Hindawi

Hindawi

Open

<p>1 <b>Journal of Clinical and Diagnostic Research</b> IND</p> <p><b>64%</b> similarity</p>	<p>2 <b>Journal of International Medical Research</b> GBR</p> <p><b>61%</b> similarity</p>	<p>3 <b>Medicina (Lithuania)</b> CHE</p> <p><b>61%</b> similarity</p>	<p>4 <b>Advances in Clinical and Experimental Medicine</b> POL</p> <p><b>58%</b> similarity</p>	<p>5 <b>Medicine (United States)</b> USA</p> <p><b>54%</b> similarity</p>
--	--	---	---	---



Open Access Macedonian Journal of Medical Sciences

← Show this widget in your own website

Q3 Medicine (miscellaneous) best quartile

SJR 2021 0.26

powered by scimagojr.com

Just copy the code below and paste within your html code:

`<a href="https://www.scimi`

**SCImago Graphica**

Explore, visually communicate and make sense of data with our **new data visualization tool**.

Loading comments...

Developed by:



Powered by:



Follow us on [@ScimagoJR](#)

Scimago Lab, Copyright 2007-2022. Data Source: [Scopus®](#)

EST MODUS IN REBUS

Horatio (Satire 1,1,106)

[Edit Cookie Consent](#)

## Vol. 9 No. F (2021): F - Review Articles



**Published:** 2021-01-10

### Narrative Review Article

#### [A Review of the Efficacy of the Dietary Intervention in Autism Spectrum Disorder](#)

Zainab Taha, Khalid A. Abdalhai (Author)

88-94



#### [Severe Acute Respiratory Syndrome Coronavirus Associated Myocarditis](#)

Frans E. N. Wantania, Ribka E. Wowor, Ridwan Tandiawan (Author)

299-304



#### [Mesenteric Neural Stem Cell for Chronic Spinal Cord Injury: A Literature Review](#)

Tjokorda Gde Bagus Mahadewa, Putu Eka Mardhika, Steven Awyono, Made Bhuwana Putra, Glen Sandi Saapang, Kadek Dede Frisky Wiyanjana, Kevin Kristian Putra, Tjokorda Istri Sri Dalem Natakusuma, Christopher Ryalino (Author)

310-317



#### [Bronchial Asthma: Genetic Factors Contributing to its Pathogenesis](#)

Inna Krynytska, Mariya Marushchak, Anna Mykolenko, Iryna Smachylo, Olha Sopol, Svitlana Kucher (Author)

590-594



#### [Role of Probiotic for Prevention and Management of COVID-19: A Literature Review](#)

Gontar Alamsyah Siregar, Asri Ludin Tambunan (Author)

620-628



#### [Comprehensive Intersystemic Assessment Approach to Relieve Psychogenic Erectile Dysfunction: A Review](#)

Cennikon Pakpahan, Agustinus Agustinus, Darmadi Darmadi (Author)

189-196



#### [Cell Phone Acne: New Acne Clinical Features in the Coronavirus Disease-19 Era](#)

Kristin Stephanie Sembiring, Nelva Karmila Jusuf (Author)

481-485



### **Medicinal Uses of Licorice (Glycyrrhiza glabra L.): A Comprehensive Review**

Sana Noreen, Fizza Mubarik, Fatima Farooq, Mudassir Khan, Ahasan Ullah Khan, Yunita Sari Pane (Author)  
668-675



### **Literature Review: Readiness to Change at the University**

Neka Erlyani, Fendy Suhariadi (Author)  
464-469



### **The Molecular Mechanisms of Hypoglycemic Properties and Safety Profiles of Swietenia Macrophylla Seeds Extract: A Review**

Ratih Dewi Yudhani, Dwi Aris Agung Nugrahaningsih, Eti Nurwening Sholikhah, Mustofa Mustofa (Author)  
370-388



### **The Role of Epigenetic Mechanism in the Pathogenesis of Inflammatory Bowel Disease**

Gontar Alamsyah Siregar, Darmadi Darmadi, Riska Habriel Ruslie (Author)  
436-440



### **The Role of Hyperuricemia in the Pathogenesis and Progressivity of Chronic Kidney Disease**

Gede Wira Mahadita, Ketut Suwitra (Author)  
428-435



### **Measures to Strengthen the Role of Primary Care Nurses During the COVID-19 Pandemic: A Concept Analysis**

Aigerim Mukhamedyarova, Tolebay Rakhypbekov, Marzhan Dauletyarova, Dinara Zhunussova, Oxana Tsigengagel, Zaituna Khismetova (Author)  
534-540



### **Minimally Invasive Pilonidal Sinus Treatment: A Brief Review**

Danilo Coco, Silvana Leanza (Author)  
770-774



### **Cardiac Biomarkers in hypertensive disorders of pregnancy**

Dolina Gencheva, Fedya Nikolov, Ekaterina Uchikova, Krasimira Hristova, Rosen Mihaylov, Blagovesta Pencheva (Author)  
137-144



### **Sexual Behavior Problems in Adolescents with Intellectual Disabilities: A Systematic Review**

Sri Hartini, Atien Nur Chamidah, Elisabeth Siti Herini (Author)  
163-170



### **Pancreatic Injury and Coronavirus Disease-2019**

Masrul Lubis, Gontar Alamsyah Siregar, Lukman Hakim Zain, Ilhamd Ilhamd, Taufik Sungkar, Imelda Rey, Darmadi Darmadi (Author)  
405-409



### **Mechanism of Lactobacillus reuteri Probiotic in Increasing Intestinal Mucosal Immune System**

Musjaya Guli, Sri Winarsih, Wisnu Barlianto, Oski Illiandri, S. P. Sumarno (Author)

784-793



### **The Role of Adipokines in Cardiovascular Pathology**

Valery Podzolkov , Anna Pokrovskaya, Ulyana Bazhanova , Tatyana Vargina , Svetlana Anatolievna Knyazeva , Daria Vanina (Author)

794-800



### **Toothpaste Activity Test of Laban Leaf Methanol Extract (Vitex pinnata) Against the Growth of Streptococcus mutans Bacteria**

Cut Nuraskin, Recca Recca, Teuku Salfiyadi, Abdurrahman Abdurrahman, Teuku Iskandar Faisal, Cut Soraya (Author)

95-100



### **Preconditioning of Hypoxic Culture Increases The Therapeutic Potential of Adipose Derived Mesenchymal Stem Cells**

Tito Sumarwoto, Heri Suroto, Ferdiansyah Mahyudin, Dwikora Novembri Utomo, Romaniyanto Romaniyanto, Andhi Prijosedjati, Pamudji Utomo, Cita Rosita Sigit Prakoeswa, Fedik Abdul Rantam, Damayanti Tinduh, Hari Basuki Notobroto, Sholahuddin Rhatomy (Author)

505-515



### **Epidemiology of Neuromelioidosis in Asia-Pacific: A Systematic Review**

Mohd 'Ammar Ihsan Ahmad Zamzuri, Mohd Nazrin Jamhari, Haniff Mohd Naw, Mohd Rohaizat Hassan, Nicholas Tze Ping Pang, Mohd Amiruddin Mohd Kassim, Syed Sharizman Syed Abdul Rahim, Mohammad Saffree Jeffree, Shi Yun Lee (Author)

318-326



### **The Relationship between Serum Total Oxidant Status, Total Antioxidant Status, and Oxidative Stress Index with Severity Levels of Gastroesophageal Reflux Disease: A Literature Review**

Tri Asih Imro'ati, Titong Sugihartono, Budi Widodo, Eva Pravitasari Nefertiti, Ivan Rovian, I Gede Nyoman Wibawa (Author)

584-589



### **The Role of Ethnicity in Inflammatory Bowel Disease**

Gontar Alamsyah Siregar, Darmadi Darmadi, Riska Habriel Ruslie (Author)

342-346



### **Diamond Concept as Principle for the Development of Spinal Cord Scaffold: A Literature Review**

Yudha M. Sakti, Rusdy Ghazali Malueka, Ery Kus Dwianingsih, Ahmad Kusumaatmaja, Akbar Mafaza, Deas Makalingga Emiri (Author)

754-769



### **Heart Failure and Coronavirus Disease-19**

Refli Hasan (Author)

176-179



### **Low Back Pain: A Comprehensive Review on the Diagnosis, Treatment Options, and the Role of Other Contributing Factors**

Mohamed Ali Seyed, Shahul Hameed Pakkir Mohamed (Author)

347-359





### **Participation Action Research on Daily Health Literacy Using Voice Recognition Application for the Visual Impairment in Indonesia: A Research Protocol**

Mesra Rahayu, Muhammad Syafar, Razak Thaha, Nurhaedar Jafar, Sudirman Natsir, Intan Sari Areni, Dwia Aries Tina Pulubuhu, Abdul Kadir (Author)

730-738



### **Management of Inflammatory Bowel Disease during Coronavirus Disease 2019 Pandemic**

Masrul Lubis (Author)

219-223



### **Audiovisual Virtual Reality Distraction in Reduction of Pain and Anxiety Intention in Post-operative Patients: A Review Study**

Maryo Yonatan Sengkeh, Nur Chayati (Author)

76-80



### **A Review: Testing Antioxidant Activity on Kawista Plants (*Limonia acidissima* L.) in Indonesia**

Syamsuri Syakri, Nur Azizah Syahrana, Asrul Ismail, Karlina Amir Tahir, Anshari Masri (Author)

281-287



### **COVID-19 and Cardiovascular Complications: An Updated Review**

Januar Wibawa Martha (Author)

712-719



### **A Literature Review on the Vaccination of COVID-19 in Pregnant and Breastfeeding Women: Effectiveness and Safety**

Fitriani Nur Damayanti, Alfina Aprilia Riafisari, Ayesha Hendriana Ngestiningrum (Author)

234-237



### **Risk Factors of Pulmonary Tuberculosis and Countermeasures: A Literature Review**

Edza Aria Wikurendra, Novera Herdiani, Yenni Gustiani Tarigan, Arie Arizandi Kurnianto (Author)

549-555



### **Temporomandibular Disorders and Fibromyalgia: A Narrative Review**

Roberta Scarola, Nicola Montemurro, Elisabetta Ferrara, Massimo Corsalini, Ilaria Converti, Biagio Rapone (Author)

106-112



### **Purple Sweet Potato Phytochemicals: Potential Chemo-preventive and Anticancer Activities**

Mochamad Rizki Budiman, Hesti Lina Wiraswati, Andri Rezano (Author)

288-298



### **The Diagnosis and Prevention of Coronavirus Disease in Dental Clinic – A Review Article**

Bassel Tarakji, Mohammad Zakaria Nassani, Faisal Mehse Alali, Nasser Raqe Alqhtani, Abdullah Bin Nabhan, Ali Al Rafedah, Ali Robaian (Author)

171-175



## **The Significance of Tu Gelu Traditional Medical Treatment: Sociological Case of the Lio People at Ngalukoja Village, Ende Regency, East Nusa Tenggara, Indonesia**

Zainur Wula, Idris Mboka (Author)

418-422



## **Digestive System and Severe Acute Respiratory Syndrome Coronavirus 2: New Era of Microbiome Study and Gastrointestinal Tract Manifestations during the Coronavirus Disease-19 Pandemic**

Alibek Kossumov, Karakoz Mussabay, Astghik Pepoyan, Vardan Tsaturyan, Ketevan Sidamonidze, David Tsereteli, Adil Supiyev, Samat Kozhakhmetov, Laura Chulenbayeva, Marat Dusmagambetov, Massimo Pignatelli, Zhaxybay Zhumadilov, Francesco Marotta, Almagul Kushugulova (Author)

676-682



## **Stool Antigen Examination as a Diagnostic Tool for Dyspeptic Patient caused by Helicobacter pylori Infection: A Case-based Literature Review**

Haifa Mayang Lestari, Jatmiko Gustinanda, Nadzila Anindya Tejaputri, Nur Afiahuddin Tumpu, Taris Radifan, Melva Louisa (Author)

305-309



## **Coronavirus Disease and Abdominal Pain: Mechanism, Diagnostic, and Treatment**

Aleksandra Bozhinovska (Author)

180-185



## **The Role of Lipid and the Benefit of Statin in Augmenting Rifampicin Effectivity for a Better Leprosy Treatment**

Muhammad Habiburrahman, Haekal Ariq, Shannaz Nadia Yusharyahya (Author)

246-259



## **What Should Public Health Nurses Do in the Preparedness Phase of Disaster?**

Ardia Putra, Hajjul Kamil, Yuswardi Yuswardi, Elly Wardani (Author)

724-729



## **The Treatment of Angiotensin-converting Enzyme Inhibitors in Coronavirus Disease 2019 Patients with Hypertension: A Narrative Review**

Mohammad Rudiansyah, Haryati Haryati, Enita Rakhmawati Kurniaatmaja, Nanik Tri Wulandari, Lily Runtuwene, Aqsha Tiara Viazelda, Mohammad Agung Raihan Rudiansyah (Author)

389-394



## **Laportea decumana (Robx) Wedd. Herbal Endemic Potential from Indonesia: A Literature Review**

Abdul Thalib, Rina Masadah, Prihartono Prihartono, Firdaus Hamid, Hulan Hasan, Sudin Keliwawa, Irman Labulawa (Author)

639-643



## **Regenerative Properties of Recombinant Human Erythropoietin in the Wound Healing**

Medet Toleubayev, Mariya Dmitriyeva, Saken Kozhakhmetov, Nurbek Igissinov, Medet Turebayev, Ardak Omarbekov, Kairat Adaibayev, Abylay Shakenov, Mirsaid Izimbergenov (Author)

113-117



## **Novel Insight of Cytokeratin 14 as a Biomarker in Diagnosing Bladder Cancer**

Taufiq Nur Budaya, Happy Kurnia Permatasari, Widodo Widodo, Sumarno Reto Prawiro (Author)

802-808

 PDF

### **Pathogenic Mechanisms of Acute Obstructive Pyelonephritis**

Yerzhan Sharapatov, Yermek Turgunov, Alyena Lavrinenko (Author)

124-128

 PDF

### **Systematic Review of Laparoscopic versus Robotic Hiatal Hernia Repair**

Danilo Coco, Silvana Leanza (Author)

186-188

 PDF

### **Where is the Third E in Controlling Coronavirus Disease-19 in Indonesia? A Mini Review**

Paul Sirait, Fotarisman Zaluchu (Author)

423-427

 PDF

### **Intervention Model for Orphan's Emotional and Behavioral Problems: A Scoping Review**

Yuli Isnaeni, Sri Hartini, Carla Raymondalexas Marchira (Author)

211-218

 PDF

### **Role of Monocyte-to-lymphocyte Ratio, Mean Platelet Volume-to-Platelet Count Ratio, C-Reactive Protein and Erythrocyte Sedimentation Rate as Predictor of Severity in Secondary Traumatic Brain Injury: A Literature Review**

Tjokorda Istri Sri Dalem Natakusuma, Tjokorda Gde Bagus Mahadewa, Putu Eka Mardhika, Sri Maliawan, Tjokorda Gde Agung Senapathi, Christopher Ryalino (Author)

574-583

 PDF

### **Vitamin D Deficiency and its Effects on Tooth Structure and pulpal changes**

Lingam Amara Swapna, Rasheed Abdulsalam (Author)

81-87

 PDF

### **Prospect of The Black Pepper (*Piper nigrum L.*) as Natural Product Used to an Herbal Medicine**

Ahasan Ullah Khan, Mohammad Samiul Ahsan Talucder, Mitali Das, Sana Noreen, Yunita Sari Pane (Author)

563-573

 PDF

### **Immunological Aspect in Inflammatory Bowel Disease**

Darmadi Darmadi, Riska Habriel Ruslie (Author)

708-711

 PDF

### **Scalenus Syndrome: A Literature Review**

Nyoman Golden, Ali Shahab, Tjokorda Gde Bagus Mahadewa, Putu Eka Mardhika (Author); Steven Awyono, Made Bhuwana Putra, Marthinson Tombeng

6-12

 PDF

### **Brachial Plexus Injury: Recent Diagnosis and Management**

Tito Sumarwoto, Heri Suroto, Ferdiansyah Mahyudin, Dwikora Novembri Utomo, Seti Aji Hadinoto, Muhammad Abdulhamid, Pamudji Utomo, Romaniyanto Romaniyanto, R. Andhi Prijosedjati, Sholahuddin Rhatomy (Author)

13-24



### **Corticosteroid Therapy for Brain Tumor Patients with Adrenal Insufficiency**

Irwan Barlian Immadoel Haq, Dirga Rachmad Aprianto, Rahadian Indarto Susilo, Joni Wahyuhadi (Author)

31-35



### **Cardiovascular Aspects of Coronavirus Disease-2019**

Refli Hasan (Author)

36-40



### **The Effect of Dental Health Education and the Total Quality Management Approach on the Behavior of Dental and Oral Health Maintenance and the Status of the Oral Hygiene Index Simplified in Elementary School Students in Aceh Besar**

Andriani Andriani, Ratna Wilis, Intan Liana, Cut Ratna Keumala, Sisca Mardelita, Elfi Zahara (Author)

47-51



### **Clinical Application Prospect of Human Synovial Tissue Stem Cells from Osteoarthritis Grade IV Patients in Cartilage Regeneration**

Rizki Rahmadian, Marlina Adly, Ismail Hadisoebroto Dilogo, Gusti Revilla (Author)

52-57



### **COVID-19 Pandemic and Antecedents for Digital Transformation in the Workplace: A Conceptual Framework**

Maxwell Olokundun (Author); Stephen Ibidunni; Mercy Ogbari, Hezekiah Falola, Odunayo Salau (Author)

41-46



### **The Effect of the Implementation of the Education on the Knowledge and Status of Dental Cleanliness in Elderly in Darul Imarah Aceh Besar District, Indonesia**

Intan Liana, Arnela Nur, Anwar Arbi, Andriani Andriani, Sisca Mardelita, Elfi Zahara, Cut Ratna Keumala (Author)

1-5



### **Frozen Shoulder: Current Concept of Management**

Tito Sumarwoto, Seti Aji Hadinoto, Musa Fasa Roshada (Author)

58-66



## **Systematic Review Article**

### **Effectivity of Psychotherapy Interventions for Anxiety in Medical Students: A Systematic Review**

Andrian Fajar Kusumadewi, Carla Raymondalexas Marchira, Widyandana Widyandana, Ronny Tri Wirasto (Author)

453-463



### **Enhancement of Chondrogenesis in Hypoxic Precondition Culture: A Systematic Review**

Sholahuddin Rhatomy, Riky Setyawan, Michael Aaron Romulo (Author)



PDF

### **Review the Impact of Mandibular Setback Surgery for the Correction of Class III Malocclusion on the Upper Airway Space**

Dareen Aljehani (Author)

644-649



PDF

### **The Impact of Tourism on the Quality of Life of Communities in Tourist Destination Areas: A Systematic Review**

Ni Made Sri Nopiyani, I Md Ady Wirawan (Author)

129-136



PDF

### **The Antibiotic Use in Osteomyelitis Infection: A Systematic Review**

Panji Sananta, Thomas Erwin Christian Junus Huwae, Daniel Ronadi, Lasa Dhakka Siahaan (Author)

720-723



PDF

### **Detection of Exposure to Microplastics in Humans: A Systematic Review**

Sarinah Basri K, Anwar Daud, Ratna Dwi Puji Astuti, Basri K (Author)

275-280



PDF

### **Mental Health in Health Students during Coronavirus Disease-19: Systematic Review**

Agus Purnama, Susaldi Susaldi, Halma Zahro Mukhlida, Hilma Hasro Maulida, Nyimas Heny Purwati (Author)

205-210



PDF

### **Diabetes Mellitus Management during the Coronavirus disease-19 Pandemic: Literature Review**

Dody Hendro Susilo, Kusbaryanto Kusbaryanto, Mahendro Prasetyo Kusumo (Author)

541-548



PDF

### **The Role of Interleukin in Ectopic Pregnancy: A Systematic Review**

Cahyono Hadi, Jethro Budiman, Awal Prasetyo, Cipta Pramana (Author)

238-245



PDF

### **The Domestic Violence during the COVID-19 Pandemic: Scoping Review**

Luluk Rosida, Intan Mutiara Putri, Komarudin Komarudin, Nurbita Fajarini, Endang Koni Suryaningsih (Author)

660-667



PDF

### **Effect of Family Empowerment on Self Care of Patients with Type-2 Diabetes Mellitus: A Systematic Review**

Rianti Pramita, Siti Saidah Nasution, Jenny Marlindawani (Author)

224-233



PDF

### **The Effect of Pumpkin Seeds Biscuits and Moringa Extract Supplementation on Hemoglobin, Ferritin, C-reactive protein, and Birth Outcome for Pregnant Women: A Systematic Review**

Musaidah Musaidah, Atjo Wahyu, Andi Zulkifli Abdullah, Muhammad Syafar, Veni Hadju, Aminuddin Syam (Author)

360-365

 PDF

### **Systematic Review: A Comparison between Vancomycin and Daptomycin for Sepsis Infection Antibiotic Therapy**

Ratih Puspita Febrinasari, Benedictus Benedictus, Akhmad Azmiardi (Author)

683-689

 PDF

### **A Systematic Review: Topical Sucralfate for Burn Wound**

Loelita Lumintang, Made S. Adnyana, I. Nyoman Putu Riasa, Anak Agung Gde Ngurah Asmarajaya, Agus Roy Hamid, Hendra Sanjaya (Author)

516-522

 PDF

### **Cultural Communication Strategies of Behavioral Changes in Accelerating of Stunting Prevention: A Systematic Review**

Marni Marni, Andi Zulkifli Abdullah, Ridwan Mochtar Thaha, Healthy Hidayanty, Saifuddin Sirajuddin, Amran Razak, Stang Stang, Alo Liliweri (Author)

447-452

 PDF

### **Intervention Based on Integration of Health Literacy and Health Outcomes in Hypertension "A Systematic Review"**

Samsiana Samsiana, Syamsiar Siang Russeng, Ridwan Amiruddin (Author)

486-491

 PDF

### **The Factors Impacting Nurses Awareness on Prevention Healthcare-Associated Infections: A Systematic Review**

Diah Arruum, Enie Novieastari, Dewi Gayatri, Nur Meity Sulistia Ayu (Author)

595-600

 PDF

### **Survival of Spinal Metastasis Disease based on Immunohistochemistry Subtype of Breast Cancer: A Systematic Review and Meta-analysis**

Ivan Hugo Hadisaputra, Tjokorda Gde Bagus Mahadewa, Putu Eka Mardhika (Author)

101-105

 PDF

### **Stress Adaptation Among Family of Adolescent with Substance Use Disorders: Systematic Literature Review**

Heru Subekti, Siswanto Agus Wilopo, Ibrahim Rahmat (Author)

335-341

 PDF

### **The Effectiveness of Quarantine Interventions on the Spread of Corona Virus 2019: A Systematic Review**

Cecep Eli Kosasih, Tetti Solehati, Yanny Trisyani (Author)

699-706

 PDF

### **The Effect of Training on Dementia Care among Nurses: A Systematic Review**

Sri Mulyani, Probosuseno Probosuseno, Intansari Nurjannah (Author)

145-152

 PDF

### **The Impact of Online Game Addiction on Adolescent Mental Health: A Systematic Review and Meta-analysis**

Eni Purwaningsih, Ira Nurmala (Author)

260-274

 PDF

### **Toxic Substance-induced Hippocampal Neurodegeneration in Rodents as Model of Alzheimer's Dementia**

Titis Nurmasitoh, Dwi Cahyani Ratna Sari, Rina Susilowati (Author)

523-533

 PDF

### **Mother's Ability to Massage her Baby with Technical Guidance from Medical Personnel: A Systematic Review**

Ayatullah Harun, Andi Ummu Salmah, Healthy Hidayanty, Suriah Suriah, Muhammad Syafar, Veni Hadju, Muh. Tahir Abdullah (Author)

747-752

 PDF

### **Potential Use of Eggshell as Bone Graft Compared with Bovine for Bone Defect: A Systematic Review Study**

Hanif Andhika Wardhana, Mujaddid Idulhaq, Rhyan Darma Saputra, Rieva Ermawan, Musa Fasa Roshada (Author)

470-473

 PDF

### **Effectiveness of Oral Cryotherapy for Oral Mucositis on Cancer Patient Undergoing Cancer Therapy: A Systematic Review**

Kadek Ayu Erika, Mulhaeriah Mulhaeriah, Upik Anderiani Miskad, Eli Zuraida, Harun Achmad (Author)

650-659

 PDF

### **Risk Factors for Acute Kidney Injury in COVID-19 Patients: A Systematic Review**

Dian Daniella, Yenny Kandarini, Gede Wira Mahadita (Author)

118-123

 PDF

### **A Qualitative Systematic Review of Family Support for a Successful Breastfeeding Experience among Adolescent Mothers**

Vetty Priscilla, Yati Afiyanti, Dyah Juliastuti (Author)

775-783

 PDF

### **The Impact of Multiple Micronutrient Supplementation on Hemoglobin Concentration in Pregnant and Neonatal Birth Wight**

Abdul Faris, Muhammad Tahir Abdullah, Veni Hadju (Author)

366-369

 PDF

### **Effectivity of Health Education with Telenursing on the Self-care Ability of Coronary Artery Disease Patients: A Systematic Review**

Vanny Leutualy, Yanny Trisyany, Nurlaeci Nurlaeci (Author)

690-698

 PDF

### **The Determination of Appendicitis from Folate Acid and Vascular Endothelial Growth Factor Level in Animal Model: A Review**

Erjan Fikri, Putri Chairani Eyanoer (Author)

395-398

 PDF

### **Determinants Model in Reducing HIV-Related Stigma in Health care Workers: A Systematic Review**

Sri Handayani, Alimin Maidin, Agus Bintara Birawida, Suriah Suriah, Ansariadi Ansariadi, Rahayu Indriasari, Stang Stang (Author)

441-446

 PDF

### **Stress-adaptation among Family of Adolescent with Substance Misuse: Systematic Literature Review**

Heru Subekti, Ibrahim Rahmat, Siswanto Wilopo (Author)

474-480

 PDF

### **Impact of Social Distancing on COVID-19 and Other Related Infectious Disease Transmission: A Systematic Review**

Nor Rumaizah Mohd Nordin, Fadly Syah Arsad, Puteri Sofia Nadira Megat Kamaruddin, Muhammad Hilmi, Mohd Faizal Madrim, Mohd Rohaizat Hassan, Syed Sharizman Syed Abdul Rahim, Mohammad Saffree Jeffree, Abdul Rahman Ramdzan, Azman Atil, Khalid Mokti, Muhammad Aklil Abd. Rahim, Zulkhairul Naim Bin Sidek Ahmad (Author)

601-607

 PDF

### **Pain Following Single-bundle versus Double-bundle Anterior Cruciate Ligament Reconstruction: A Systematic Review**

Ludwig A. P. Pontoh, H. Dilogo Ismail, Jessica Fiolin, Oliver Emmanuel Yausep (Author)

153-162

 PDF

### **Self-management Behavior Interventions for Type 2 Diabetes Mellitus: A Review**

Tuan Van Nguyen, Wantonoro Wantonoro, Endang Koni Suryaningsih (Author)

556-562

 PDF

### **Role of Procalcitonin and C-reactive Protein as Marker of Sepsis in Major Burn Patients: A Systematic Review and Meta-analysis**

A. A. I. Yulan Permatasari, I. G. P. Hendra Sanjaya, I. Gde Raka Widiana, I. Wayan Nirvana, A. A. G. Ngurah Asmarajaya, Agus Roy R. H. Hamid, M. Suka Adnyana (Author)

197-203

 PDF

### **Efficacy and Safety of Candesartan 16 mg versus 64 mg Candesartan in Renal Disease Patients with Proteinuria: A Systematic Review and Meta-analysis**

Andry Goniuz, Arnaz Adisaputra, Farahdina Farahdina, Salsabila Rifdah, Astried Indrasari, Artaria Tjempakasari (Author)

608-612

 PDF

### **Developing Concept of Healthy Island: A Systematic Review**

Nurul Syahrani Salahuddin, Sukri Palutturi (Author)

399-404

 PDF

### **Hydroxyurea for the Treatment of Recurrence and Unresectable Meningiomas: A Systematic Review**

Dirga Rachmad Aprianto, Rahadian Indarto Susilo, Joni Wahyuhadi, Irwan Barlian Immadoel Haq (Author)

25-30

 PDF

## **Meta-analytic Review Article**

### **The Association of Angiotensin-converting Enzyme I/D and Angiotensinogen M235T Polymorphism Genes with Essential Hypertension: A Meta-analysis**

Agus Wibowo, Pramudji Hastuti, Vinayanti Susanti (Author)

739-746



 PDF

### **Do We Need Extensor Retinacular Enhancement on Broström Lateral Ankle Repair? A Systematic Review and Meta-analysis**

John Butarbutar, Irvan Irvan, Michael Anthonius Lim, Raymond Pranata (Author)

629-638

 PDF

### **Are Patients with Coronavirus Disease 2019 and Obesity at a Higher Risk of Hospital and Intensive Care Unit Admissions? A Systematic Review and Meta-analysis**

Anggi Lukman Wicaksana, Nuzul Sri Hertanti, Raden Bowo Pramono, Yu-Yun Hsu (Author)

410-419

 PDF

### **The Risk of Antihypertensive Drug among Breast Cancer Patient: A Systematic Review and Meta-analysis**

Sinta Wiranata, Ida Ayu Widya Anjani, Putri Ayu Wulandari, Anak Agung Bagus Putra Indrakusuma, I Gede Krisna Arim Sadeva, Ayu Dilia Febriani Wisnawa, Jonny Karunia Fajar, I Putu Yuda Prabawa, Putu Anda Tusta Adiputra, I Wayan Sudarsa, Anak Agung Wiradewi Lestari, Desak Made Wihandani, I Gede Putu Supadmanaba (Author)

327-334

 PDF

### **The role of contractile reserve by stress test echocardiography for predicting cardiac resynchronization therapy responder: systematic review and meta-analysis**

Achmad Lefi, Ivana Purnama Dewi, Kristin Purnama Dewi, Eka Prasetya Budi Mulia, Agus Subagjo, Budi Dharmadjati (Author)

67-75

 PDF

## **Meta-synthesis Review Article**

### **Deletion of the RNLS Gene using CRISPR/Cas9 as Pancreatic Cell $\beta$ Protection against Autoimmune and ER Stress for Type 1 Diabetes Mellitus**

Aufa Baraja, Fadhillah Rachmawati Sunarto , Arga Setyo Adji, Fitri Handajani , Firman Suryadi Rahman (Author)

613-619

 PDF

[Make a Submission](#)

## **Announcements**

### **Happy New 2023 Year!**

**January 1, 2023**

Dear member,

On behalf of Scientific Foundation SPIROSKI and Open Access Macedonian Journal of Medical Sciences (OAMJMS), we wish you Happy New 2023 Year.

---

## **Reduced Publication Fee for Ukraine**

**April 22, 2022**



Open Access Macedonian Journal of Medical Sciences decided to support scientific community from Ukraine with reduction of Publication Fee from 400 € (EUR) to 200 € (EUR) till the end of the war.

## Browse

### Categories

A - Basic Sciences

B - Clinical Sciences

C - Case Reports

D - Dental Sciences

E - Public Health

F - Review Articles

G - Nursing

T - Thematic Issues

T1 - "Coronavirus Disease (COVID-19)"

T2 - "Public Health and Nutrition Sciences in the Current Millennial Era"

T3 - "Neuroscience, Neurology, Psychiatry and General Medicine"

T4 - "Contribution of Nurses on Sustainable Development Goals (SDGs)"

T5 - "Re-Advancing Nursing Practice, Education and Research in the Post Covid"

T6 - "The Challenges and Opportunities for Nurses in The New Era Adaptation"

T7 - "Neuroscience, Neurology, Psychiatry and Other Health Sciences - 2022"

T8 - "APHNI: Health Improvement Strategies Post Pandemic Covid-19"

## Information

For Readers

# PKP Publishing Services

Part of the  
[PKP Publishing Services Network](#)

## Published by

---



## About us

---

### [About the Journal](#)

Editorial Team  
Author Fees  
Online Payments  
Bibliographic Information  
Journal History

## Information

---

[For readers](#)  
[For authors](#)  
[For librarians](#)  
[For Reviewers](#)  
Transparency

## Contact

---

Publisher  
Co publisher  
Registration  
Contact  
Privacy statement

---

Platform &  
workflow by  
**OJS / PKP**



## Editorial Team

### Journal Manager

Eli Djulejic, MD. Open Access Macedonian Journal of Medical Sciences, Belgrade, Serbia

[elispiroska@yahoo.com](mailto:elispiroska@yahoo.com)

[ORCID iD: https://orcid.org/0000-0002-1736-9029](https://orcid.org/0000-0002-1736-9029)

[Web of Science ResearcherID: AAC-3225-2020](#)

[Scopus Author ID: 33767574400](#)

### Editor-in-Chief

[Mirko Zhivko Spiroski](#), MD, PhD. Scientific Foundation SPIROSKI, Rajko Zhinzifov No 48, 1000 Skopje, Republic of Macedonia

[mspiroski@yahoo.com](mailto:mspiroski@yahoo.com)

[ORCID iD: https://orcid.org/0000-0001-5559-7981](https://orcid.org/0000-0001-5559-7981)

[Web of Science ResearcherID: F-7606-2012](#)

[Scopus Author ID: 6602348069](#)

### Section Editors (Deputy Editors-in-Chief)

Stoleski Sasho, MD, PhD. Institute for Occupational Health of Republic of Macedonia - Skopje, WHO Collaborating Center, GA2LEN Collaborating Center, II Makedonska brigada 43, 1000 Skopje, Republic of Macedonia

[sstoleski@yahoo.com](mailto:sstoleski@yahoo.com)

[ORCID iD: https://orcid.org/0000-0003-1278-903X](https://orcid.org/0000-0003-1278-903X)

[Web of Science ResearcherID: B-2304-2015](#)

[Scopus Author ID: 9943962300](#)

Slavica Hristomanova-Mitkovska, MD, MSc. Institute of Human Genetics, University Medical Center Göttingen, Heinrich-Düker-Weg 12, 37079 Göttingen, Germany

[cacka\\_h@yahoo.com](mailto:cacka_h@yahoo.com)

[ORCID iD: https://orcid.org/0000-0002-7770-5055](https://orcid.org/0000-0002-7770-5055)

[Web of Science ResearcherID: G-8801-2012](#)

[Scopus Author ID: 33767823700](#)

Igor Spiroski, MD. University Clinic of Cardiology, Faculty of Medicine, Ss Cyril and Methodius University of Skopje, Skopje, Republic of Macedonia

[ispiroski@gmail.com](mailto:ispiroski@gmail.com)

[ORCID iD: https://orcid.org/0000-0002-3448-0685](https://orcid.org/0000-0002-3448-0685)

[Web of Science ResearcherID: AAA-5652-2020](#)

[Scopus Author ID: 23971606200](#)

Ksenija Bogoeva-Kostovska, MD, PhD. PHO Prof Bogoev, Skopje, Republic of Macedonia

[ksenijabogoeva@gmail.com](mailto:ksenijabogoeva@gmail.com)

Sinisha Stojanovski, MD, PhD. Medical Faculty, Saints Cyril and Methodius University in Skopje, Skopje, Republic of Macedonia

[sinisa.stojanoski@hotmail.com](mailto:sinisa.stojanoski@hotmail.com)

[ORCID iD: https://orcid.org/0000-0002-4967-2102](https://orcid.org/0000-0002-4967-2102)

[Web of Science ResearcherID: AFL-9514-2022](#)

[Scopus Author ID: 6504203064](#)

Filip Koneski, Doctor of Dental Medicine, MSc. University Clinic for Maxillofacial Surgery in Skopje, Ss. Cyril and Methodius University in Skopje, Faculty of Dental Medicine, Skopje, Republic of Macedonia

[dr.koneski@gmail.com](mailto:dr.koneski@gmail.com)

[ORCID iD: https://orcid.org/0000-0003-2412-7594](https://orcid.org/0000-0003-2412-7594)

[Web of Science ResearcherID: J-9194-2019](#)

[Scopus Author ID: 57073856400](#)

Aleksandar Iliev, Doctor of Dental Medicine, PhD. Department of Maxillofacial Surgery, Faculty of Dentistry, The Saints Cyril and Methodius University of Skopje, Skopje, Republic of Macedonia

[aleksandar.iliev@gmail.com](mailto:aleksandar.iliev@gmail.com)

[ORCID iD: https://orcid.org/0000-0001-5348-9143](https://orcid.org/0000-0001-5348-9143)

[Web of Science ResearcherID: ACV-7553-2022](#)

[Scopus Author ID: 57021392000](#)

### **Layout Editor and Electronic Publishing**

Ivo Spiroski, Eng, MSc. Scientific Foundation SPIROSKI, Rajko Zhinzifov No 48, 1000 Skopje, Republic of Macedonia

[ivospiroski@gmail.com](mailto:ivospiroski@gmail.com)

[ORCID iD: https://orcid.org/0000-0003-4518-2138](https://orcid.org/0000-0003-4518-2138)

[Web of Science ResearcherID: F-2799-2014](#)

### **Prtduction Editor**

## **Copyeditor**

Sinjore, India

## **Evidence Based Medicine**

Prof. Dr. Katarina Stavric, Children Hospital Skopje, Macedonia, Vodnjanska 17, University "Ss Cyril and Methodius", Skopje, Republic of Macedonia

## **Editorial Board**

DDS, MS, PhD, Associate Professor Nikola Angelov, Director of the Pre-Doctoral Periodontics Clinic, Loma Linda University School of Dentistry, Department of Periodontics. Loma Linda, CA, 92350, United States

Assist. Prof. Dr. Ramush Bejiqi, University Clinical Centre of Kosovo, Paediatric Clinic, Albania

Prof. Semra Āevaljuga, Department of Epidemiology and Biostatistics, Faculty of Medicine, Sarajevo, Bosnia and Herzegovina

MD Pei-Yi Chu, Diagnostic and research pathologist, Department of Surgical Pathology, Changhua Christian Hospital, Taiwan. Address: 135 Nan-Shiao Street, Changhua 500-06,, Taiwan, Province of China

MD, PhD Ivo Donkov, Staff Urologist, Lincoln County Hospital, United Kingdom

MD, PhD Andrew J. Dwork, Departments of Pathology and Cell Biology and Psychiatry, College of Physicians and Surgeons of Columbia University; Division of Molecular Imaging and Neuropathology, New York State Psychiatric Institute, Unit 62, 722 West 168th Street, New York, NY 10032, United States

Adriana Galan, Department of Health Programmes and Health Promotion, Institute of Public Health, Bucharest, Romania

Prof. Tania Santos Giani, Estacio de Sa University, in Health Sciences, Brazil

PhD Iva Ivanovska, Harvard Medical School, Department of Genetics, 77 Avenue Louis Pasteur, NRB room 239, Boston, MA 02115, United States

MD, PhD Jerzy JabÅ,ecki, Associate Professor, Division of General Surgery St. Jadwiga of Silesia Hospital, Trzebnica; Head, Subdepartment of Hand Surgery an Replantation St Jadwiga of Silesia Hospital, Trzebnica; Professor, Department of Public Health, State Higher Professional Medical School, Opole, Poland. 55-100 Trzebnica, ul. Prusicka 53, Poland

MD Mehrdad Jalalian Hosseini, Khorasan-e Razavi Blood Center, Mashhad, Iran, Islamic Republic of

PhD Radka Kaneva, Department of Medical Chemistry and Biochemistry, Medical University - Sofia, Bulgaria

Prof. Dr. Kostandina Leonida Korneti-Pekevaska, Ss Cyril and Methodius University of Skopje, Faculty of Medicine, Skopje, Republic of Macedonia

MD, PhD Branko Malenica, Department of Immunology, Clinical Hospital Center Zagreb, Zagreb University School of Medicine, Zagreb, Croatia

Prof. Dr. Elida Mitevaska, Institute of Histology and Embriology, Faculty of Medicine, Ss Cyril and Methodius University of Skopje, Skopje, Republic of Macedonia

MD, PhD Marija Mostarica-StojkoviÄ, Institute of Microbiology and Immunology, University of Belgrade School of Medicine, Belgrade, Serbia

PhD Vesna Nikolova-Krstevski, Harvard Institutes of Medicine, HIM-201, 4 Blackfan Circle, Boston, MA, 02134, United States

Prof. Dr. Nikola Panovski, Institute of Microbiology and Parasitology, Faculty of Medicine, Skopje, Republic of Macedonia

MD, BIDMC Iva Petkovska, Beth Israel Deaconess Medical Center Radiology W CC - 3 330 Brookline Ave. Boston, MA 02215, United States

Prof. Dr. Gordana Petrussevska, Institute of Pathology, Medical Faculty, University of "Ss. Cyril and Methodius" Skopje, Republic of Macedonia

Prof. Enver Roshi, Dean of Faculty of Public Health, Medical University of Tirane, Chief of Epidemiological Observatory, National Institute of Public Health. Address: Rruga e Dibres, Str. 371, Tirana, Albania

MD, PhD Gorazd B. Rosoklija, Professor at Columbia University and member of the Macedonian Academy of Sciences and Arts, United States

Prof. Dr. Aleksandar Sikole, University Clinic for Nephrology, Faculty of Medicine, Ss Cyril and Methodius University of Skopje, Skopje, Republic of Macedonia

MD, FESC Gianfranco Sinagra, Department of Cardiology, "Ospedali Riuniti" and University of Trieste, Ospedale Cattinara " Strada di Fiume, 447, 34149 " Trieste, Italy

MD, PhD Rumen Stefanov, Information Centre for Rare Diseases and Orphan Drugs (ICRDOD), Bulgaria; Department of Social Medicine, Medical University of Plovdiv, Bulgaria

Prof. Dr. Vesna Velikj Stefanovska, Department of Epidemiology and Biostatistics with Medical Informatics, Medical Faculty, UKIM, Skopje, Republic of Macedonia

MD, MBA Milenko Tanasijevic, Director, Clinical Laboratories Division and Clinical Program Development, Pathology Department, Brigham and Women's Hospital, Dana Farber Cancer Institute, Associate Professor of Pathology, Harvard Medical School, United States

MD, FRCPC Kiril Trpkov, Associate Professor, University of Calgary, Department of Pathology and Laboratory Medicine, Calgary Laboratory Services. 7007 14 st, Calgary SW, Canada

MD, PhD Igor Tulevski, Department of Cardiology, Academic Medical Center, Amsterdam, 1100 DD, T 020 707 2930; F 020 707 2931, Netherlands

### **Past Members of Editorial Team**

Prof. Dr Doncho Donev, Institute of Social Medicine, Medical Faculty, Ss Cyril and Methodius University of Skopje, Skopje, Republic of Macedonia

Prof. Dr Olivera Stojceva Taneva, University Clinic of Nephrology, Republic of Macedonia

Prof. Dr Petar Miloshevski, from 2008-2014, Institute of Preclinical and Clinical Pharmacology with Toxicology, Faculty of Medicine, Skopje, Republic of Macedonia

Prof. Dr Sonja Topuzovska, Institute of Medical and Experimental Biochemistry, Faculty of Medicine, Skopje, Republic of Macedonia

Prof. Dr. Aleksandar Dimovski, Institute of Pharmaceutical Chemistry, Faculty of Pharmacy, University "Ss Kiril and Metodij", Skopje, Republic of Macedonia

PhD Mirko Trajkovski, ETH Zurich, Wolfgang-Pauli-Str. 16/HPT D57, 8093 Zurich-CH, Switzerland

PhD Zoran Zdravkovski, Institute of Chemistry, Faculty of Natural Sciences and Mathematics, Ss Cyril and Methodius University of Skopje, Skopje, Republic of Macedonia

[Make a Submission](#)

### **Announcements**

**Happy New 2023 Year!**

**January 1, 2023**

Dear member,



## Reduced Publication Fee for Ukraine

April 22, 2022



Open Access Macedonian Journal of Medical Sciences decided to support scientific community from Ukraine with reduction of Publication Fee from 400 € (EUR) to 200 € (EUR) till the end of the war.

### Browse

#### Categories

[A - Basic Sciences](#)

[B - Clinical Sciences](#)

[C - Case Reports](#)

[D - Dental Sciences](#)

[E - Public Health](#)

[F - Review Articles](#)

[G - Nursing](#)

[T - Thematic Issues](#)

[T1 - "Coronavirus Disease \(COVID-19\)"](#)

T2 - "Public Health and Nutrition Sciences in the Current Millennial Era"

T3 - "Neuroscience, Neurology, Psychiatry and General Medicine"

T4 - "Contribution of Nurses on Sustainable Development Goals (SDGs)"

T5 - "Re-Advancing Nursing Practice, Education and Research in the Post Covid"

T6 - "The Challenges and Opportunities for Nurses in The New Era Adaptation"

T7 - "Neuroscience, Neurology, Psychiatry and Other Health Sciences - 2022"

T8 - "APHNI: Health Improvement Strategies Post Pandemic Covid-19"

## Information

[For Readers](#)

[For Authors](#)

[For Librarians](#)

**PKP** Publishing  
Services

Part of the

[PKP Publishing Services Network](#)

[Published by](#)

---

[About us](#)

---

[Information](#)

---

[Contact](#)

---



[About the Journal](#)

Editorial Team

Author Fees

Online Payments

Bibliographic Information

Journal History

[For readers](#)

[For authors](#)

[For librarians](#)

[For](#)

[Reviewers](#)

Transparency

Publisher

Co

publisher

Registration

Contact

Privacy

statement

---

Platform &  
workflow by  
**OJS / PKP**



# Hydroxyurea for the Treatment of Recurrence and Unresectable Meningiomas: A Systematic Review

Dirga Rachmad Aprianto, Rahadian Indarto Susilo, Joni Wahyuhadi, Irwan Barlian Immadoel Haq\*

Department of Neurosurgery, Dr. Soetomo Academic General Hospital, Faculty of Medicine, Airlangga University, Surabaya, Indonesia

## Abstract

**Edited by:** Ksenija Bogojeva-Kostovska  
**Citation:** Aprianto DR, Susilo RI, Wahyuhadi J, Haq IBI. Hydroxyurea for the Treatment of Recurrence and Unresectable Meningiomas: A Systematic Review. Open Access Maced J Med Sci. 2021 Jan 24; 9(F):25-30. https://doi.org/10.3889/oamjms.2021.5596  
**Keywords:** Meningioma; Hydroxyurea; Recurrence; Unresectable Meningioma; Progression-Free Survival  
**\*Correspondence:** Irwan Barlian Immadoel Haq, Dr. Soetomo Academic General Hospital, Faculty of Medicine–Airlangga University, Surabaya, Indonesia. E-mail: immadoelhaq@gmail.com  
**Received:** 05-Dec-2020  
**Revised:** 22-Dec-2020  
**Accepted:** 14-Jan-2021  
**Copyright:** © 2021 Dirga Rachmad Aprianto, Rahadian Indarto Susilo, Joni Wahyuhadi, Irwan Barlian Immadoel Haq  
**Funding:** This research did not receive any financial support  
**Competing Interest:** The authors have declared that no competing interest exists  
**Open Access:** This is an open-access article distributed under the terms of the Creative Commons Attribution-NonCommercial 4.0 International License (CC BY-NC 4.0)

**BACKGROUND:** Meningioma is mostly benign tumor (World Health Organization Grade 1) and surgery remains the best option in treating symptomatic or enlarging meningiomas where total removal of the tumor is the goal of surgery. Radiation therapy has shown to be effective to cease the growth of the tumor, but not in tumor regression. Adjuvant therapy may treat patients with recurrence or unresectable meningiomas yet the uses of hormone therapy, immunotherapy, or chemotherapy had many results and were not consistently effective. Hydroxyurea has promising results in patients with meningiomas.

**AIM:** This study analyzed the efficacy and safety of hydroxyurea for the treatments of recurrence or unresectable meningiomas.

**MATERIALS AND METHODS:** The study adapted PRISMA guidelines by searching electronic databases, PUBMED, Cochrane, and JNS in August 2020 and was full-text observational study or randomized control trial presented as PICO and assessed using the risk-of-bias assessment tool.

**RESULTS:** A total of six articles (157 patients with meningioma) were reviewed from the total of 425. Hydroxyurea was administered orally for 28 days continuously and repeated every 28 days or after recovery with various dosages in six studies.

**DISCUSSION:** Administration of hydroxyurea showed a varied stable disease rate ranging from 30 to 69% with a median progression-free survival med varying between 2 and 27.75 months. The studies performed oral hydroxyurea administration at a dose of 20–30 mg/kg body weight/day or 1000 mg/m<sup>2</sup>/day. However, the adverse events (AEs) that appear also, based on literature, are not much different from other chemotherapy administrations.

**CONCLUSION:** Patients with unresected and recurrent meningiomas have limited treatment options due to difficulty for surgical management. However, this study offers another perspective addressing the efficacy and safety results with the use of hydroxyurea. Overall, hydroxyurea showed good outcomes, particularly in low-grade meningioma, with relatively low AEs. Further combination treatment may be used as a multimodal therapy.

## Introduction

Meningioma is the most common primary brain tumor, accounted for ±35%. It is estimated that 12 persons in a million have meningioma [1]. Meningioma is mostly benign (World Health Organization [WHO] Grade 1) and is often successfully treated with surgery [2], [3]. Surgery remains the best option in treating symptomatic or enlarging meningiomas where total removal of the tumor is the goal of surgery [4], [5]. However, in certain meningiomas due to its location, complete removal of the tumor is hard to achieve [6], [7]. Therefore, the degree of resection will increase the risk of post-surgical recurrence [8]. In some cases of patients with WHO Grade I meningioma where the tumor could not be totally resected, the tumor can transform to higher grade (atypical, WHO Grade II; anaplastic, WHO Grade III) ended with worse general outcomes and survival rate [3], [9].

Radiation therapy is now used as one of the treatment modalities in unresectable or recurrent

meningiomas as well as in atypical or anaplastic meningiomas. Radiation therapy is shown to be effective to cease the growth of the tumor, but not in tumor regression [8]. An alternative treatment option as an adjuvant therapy for patients with recurrence or unresectable meningiomas is essential to improve the survival and clinical outcomes of these patients. Unfortunately, the uses of hormone therapy, immunotherapy, or chemotherapy had variable results and not consistently effective [8], [10]. Although only being reported in several small studies, hydroxyurea, a ribonucleotide reductase inhibitor, had promising results in patients with recurrence or unresectable meningiomas with radiographic response rates of 6% and med progression-free survival (PFS) of 44–176 weeks [10].

Hydroxyurea was previously known as a chemotherapy drug for chronic myelogenous leukemia and could be used for years with low or transient toxicity [8], [10]. Hydroxyurea is currently used in the treatment of myeloproliferative disorders, chronic

myelogenous leukemia, and polycythemia rubra vera in particular [11], Hydroxyurea plays a role as a cell cycle-specific urea analog that discourages the enzyme ribonucleotide diphosphate reductase and interferes with deoxyribonucleic acid (DNA) synthesis by minimizing the available pool of DNA [11], [12]. The cytotoxic effects of hydroxyurea correlate with the dose or concentration achieved, as well as with the duration of drug exposure [12]. Hydroxyurea also has a more global inhibitory effect on the replitase complex of tumor cells [12]. Some prospective studies had been done in investigating the efficacy of hydroxyurea with promise result in patients with recurrence or unresectable meningioma; however, the data are still indeterminate [8], [13], [14]. Therefore, this study is conducted to analyze the efficacy and safety of hydroxyurea for the treatments of patients with recurrence or unresectable meningiomas.

## Materials and Methods

### Information sources and search strategy

This systematic review was conducted based on PRISMA guidelines. Studies were obtained by searching electronic databases, PUBMED, Cochrane, and JNS in August 2020. Studies that were included ranged from 2000 - 2012. Only were articles in Bahasa and English included. Authors used the following keywords searching to find out all trial registers and databases: "hydroxyurea" or "meningioma" or "recurrent" or "recurrence" and "unresectable." No ethical clearance was needed for this study.

### Eligibility criteria

Study used was full-text observational study or randomized control trial (RCT) about hydroxyurea treatment in recurrent or unresectable meningioma. Reviews, unpublished articles, letter to editor, abstracts, and study not written in English or Bahasa were excluded from the study. Study characteristics are presented as PICO in Table 1.

**Table 1: PICO of the study**

Population	Adult aged 19–70, patient with recurrent or unresectable meningioma
Intervention	Hydroxyurea
Comparison	–
Outcome	PFS, safety

PFS: Progression-free survival.

### Quality assessment

The methodological quality in each of these studies was assessed using the risk-of-bias assessment tool based on the Cochrane Handbook for Systematic Reviews of Interventions (version 5.1.0) by two reviewers.

## Data collection and analysis

### Selection of studies

The search results were excluded based on the relevancy of both the titles and the abstracts. Non-English/non-Bahasa publications were automatically excluded. Full-text articles were then assessed by all authors for potentially eligible RCTs. The reasons of exclusion were noted and reported. Included studies are represented in Table 2.

## Results

### Literature search

A flow diagram of study selection is shown in Figure 1. After initially identifying 425 articles, 212 were excluded and the full texts of 213 were reviewed. Subsequently, 207 studies were excluded, and 6 studies were included in the systematic review (Table 2).

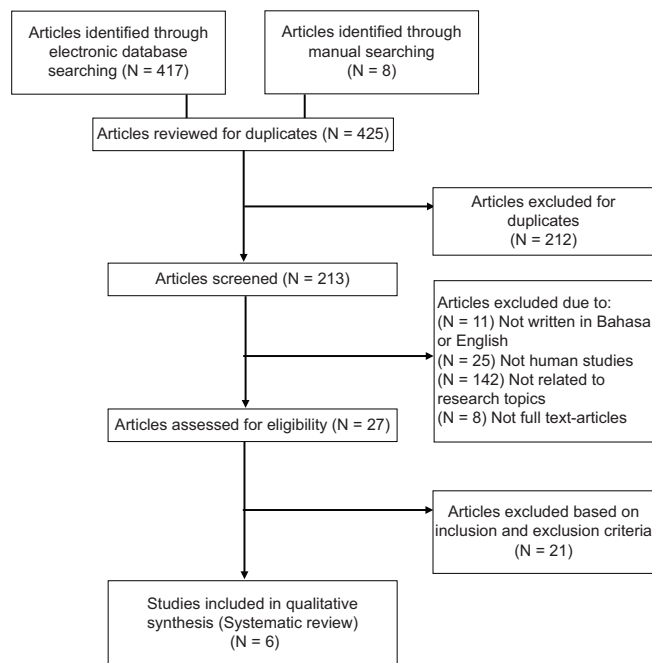


Figure 1: Study flowchart

### Pre-treatments

There were six studies with total of 157 meningioma patients in this review. Among participants, 153 out of 157 patients (97.45%) had undergone surgery and 82 patients had undergone surgery more than once. In all, 117 patients (74.5%) had previously been treated with fractionated radiotherapy (total dose ranged from 50.4 to 61.2 Gy) and 91 patients (57.9%) were in addition treated with stereotactic radiotherapy (dose ranged from 12 to 18 Gy).

**Table 2: Hydroxyurea study data**

Author	Year	Type of study	Patients	History surgery TR/STR/Bio/No	Average Age/ Range	Grades I/II/ III/NS	Treatment dose	Outcomes	AEs
Newton et al. [13]	2000	PS	17	13 patients, NS; 6 patients more than 1	57.2 33–74	13/-/-/4	HU 20 mg/kg/d	14 out of 16 (88%) SD, PFS 5–36 mo, med PFS 20 mo Grd I 10 SD, PFS 2.5–36 mo; 1 ex NS 4 SD, PFS 14–36 mo 65% SD, PFS 2–38 mo, med PFS 30,5 mo Grd I 12 SD 1 mPR, PFS 2–38 mo Grd II 1 SD PFS 3–11.25 mo Gr III 0 SD, PFS 1 mo	Hematological 11 (65%, grd III/IV 5) Uric acid 2 (12%) Fatigue 2 (12%)
Mason et al. [8]	2002	PS	20	All had surgery, NS; 14 patients more than 1	59 31–75	16/3/1/-	HU 20–30 mg/kg/d	1 out of 10 (10%) SD-mPR, PFS 4–24 mo Grd I 1 SD-mPR, PFS 4–24 mo, 1 ex Grd II 0 SD, PFS 9–13 mo, 1 ex 35% SD; PFS 3–12 mo	Convulsion 1 (8.3%) Hematological 4 (33.3%; grd III/IV 4) Cutaneous 1 (8.3%) Hepatologic 1 (8.3%)
Loven et al. [14]	2004	PS	12	All had surgery, NS; 10 patients more than 1	56.9 41–77	8/4/-/-	HU 20 mg/kg/d	43% SD, PFS 0.5–7 mo, med PFS 2 mo	
Chamberlain and Johnston [15]	2011	RS	60	20/31/9/- 29 patients more than 1	61.5 26–88	60/-/-/-	1000 mg/m <sup>2</sup> /d		Hematological 20 (33%) Fatigue 15 (25%) GIT 10 (16.7%) Infection 2 (3.3%) Thrombophlebitis 3 (5%) Anemia 5 (14.28%, grd III 1) Fatigue 12 (34.28%, grd III 2) Neutropenia 3 (8.57%) Lymphopenia 5 (14.28%) GIT 8 (22.85%) Infection 2 (5.71%) Thrombophlebitis 2 (5.71%) Persisting hematologic manifestation 1 (7.6%)
Chamberlain [16]	2012	RS	35	17/13/5/- 21 patients more than 1	63 34–86	-/22/13/-	HU 1000 mg/m <sup>2</sup> /d		
Kim [11]	2012	RS	13	All had surgery, NS; 2 patients more than 1	32–83 1/-/-/-	8/5/-/-	HU 1000 mg/m <sup>2</sup> /d	Gr I/II 10 SD, PFS 8-128 mo, med PFS 72.4 mo	

AEs: Adverse events; PS: Prospective study; RS: Retrospective study; NS: Not specified; HU: Hydroxyurea; Grd: Grade; PFS: Progression-free survival; SD: Stable disease; mPR: Minor partial response; ex: Excluded due to adverse effect or died; mo: Month; yr: Year.

### Hydroxyurea dosage

The schedule of hydroxyurea administration applied in the six studies was similar in which hydroxyurea was administered orally for 28 consecutive days (defined as a cycle of therapy) and repeated every 28 days or after the recovery from adverse events (AEs) acquired in previous cycle. The dosage of hydroxyurea was varied in six of studies. Hydroxyurea was administered at a dose of 20–30 mg/kg divided twice per day in three studies and 1000 mg/m<sup>2</sup> per day in two studies.

### Histopathology grading

It is essential to consider the grades of the tumor in evaluating the tumor responses to hydroxyurea, its effect might be different for different grade of the tumor. In a study reported by Newton *et al.*, the histological feature of tumor from 17 patients was 13 (76.47%) with Grade I meningioma and 4 (23.53%) with no histopathological confirmation (not operated). In another study reported by Mason *et al.*, a prospective study, histological features reported from 20 patients include 16 (80%) subjects with Grade I meningioma, 3 (15%) with Grade II meningioma, and 1 (5%) with Grade III meningioma. Other prospective studies had been conducted to determine the effect of hydroxyurea in different grades of the tumors. Loven *et al.* included 12 patients: 8 (66.67%) had Grade I meningioma and 4 (33.33%) had Grade 2 meningioma. Meanwhile, other two different retrospective studies including larger number of meningioma patients had been reported by

Chamberlain and Chamberlain–Johnston with total of 95 patients: 60 (63.15%) had Grade I meningioma, 22 (23.16%) had Grade II meningioma, and 13 (13.69%) had Grade III meningioma.

### Effectiveness of hydroxyurea

This study included total 105 cases of Grade I meningioma, 48 cases of Grades II and III, and 4 cases with no histopathological confirmation. PFS was used to determine the effectiveness of hydroxyurea in different grades of the tumors. PFS was defined as the time from the 1<sup>st</sup> day of treatment with hydroxyurea until initial disease progression. Patient with Grade I meningioma which as many as 54 out of 105 (51%) had stable disease (SD) with the shortest PFS of 2 months and the longest PFS of 128 months. For high-grade meningioma (Grades II and III) with total of 48 patients, the PFS ranged from 0,5 - 13 months. Meanwhile, four patients without histopathological confirmation, all of 8 patients had SD (100%) with PFS ranging from 10 to 36 months.

### Dose and outcome

According to the treatment doses compared to the outcomes, it is implied that the intervention using hydroxyurea 20–30 mg/kg/d was associated with prolonged PFS (2–38 months) in Grade I compared to Grade II with shorter PFS (3–11.25 months). Besides, there were 12 SDs represented in Grade I, surpassing SD alone observed in Grade II. Another study used 20

mg/kg/d only for both Grades I and II group. The result was surprisingly consistent with the previous one in which there was prolonged PFS (4–24 months) in Grade I group and shorter PFS (9–13 months) in Grade II group. The SD number did not show any differences among both groups. Thus, hydroxyurea administration with dose ranging from 20 to 30 mg/kg/d was considered as the suitable dose and more effectively for Grade I class.

### Adverse effect

Overall, the majority of patients tolerated the dosage of hydroxyurea used in these series with minimal complications. Hematological AE was the most common AE with frequency range 33–65% followed by other AEs. Fatigue was in the second place with frequency range 12–34.28%. Meanwhile, there were also certain AEs with lesser frequency range (5–33.33%) such as GIT, hepatic, lymphopenia, and cutaneous manifestation. One severe manifestation was a convulsion (8.3%) reported by Loven *et al.* [14]. Most studies had limitation and did not explain whether the adverse effect occurred in the same subject or not.

## Discussion

In general, administration of hydroxyurea to the patients in the six studies above showed sufficiently good results. The result presented a varied SD rate, ranging from 30 to 69% (>60% in three studies) with a med PFS varying between 2 and 27.75 months. The level of safety and tolerance is also rather advanced in which all studies found only two major pathological responses to hydroxyurea administration. In addition, the most common side effects are hematological disorders (anemia, thrombocytopenia, and leukopenia) which range from 20 to 65% [8], [9], [13], [14], [15], [16].

The mechanism of hydroxyurea therapy administration to patients in the six studies above was not much different. All studies performed oral hydroxyurea administration at a dose of 20–30 mg/kg body weight/day or 1000 mg/m<sup>2</sup>/day [8], [13], [14], [15], [16]. Based on the experience of the study by Grabenbauer *et al.* in 2002, glioblastoma patients were given infusion topotecan and accelerated hyper fractionated 3d-conformal radiation [17]. However, the results of this different regimen were not different from other studies, where in this study the SD rate was around 66% and med PFS ranged from 13 months (Grade II/III meningioma) to 20 months (Grade I meningioma). Similarly, the AEs rate was not much different from other studies [8], [9], [13], [14], [15], [16]. Mason *et al.* [8] revealed that there was about 75% SD in Grade I (12 of 16 patients) while Grade II/III had higher percentage (25% SD in 1 of 4 patients). Similar results were presented by

Newton *et al.*, discovering 76% SD in Grade I. In other studies, the SD rates between Grade I and Grade II/III meningiomas in each study were not different. This is consistent with the previous studies which show that the use of hydroxyurea is more intended to prevent the progression of high-grade meningioma, not to achieve a complete or partial response [18], [19].

However, med PFS in the above studies showed some differences. The response rate to hydroxyurea in all studies was very low, with only two patients from all studies showing minimal response, and the rest showing SD or PD [8], [9], [13], [14], [15], [16]. A recent study by Chamberlain *et al.*, 2011 and 2012, showed that the med PFS in all patients with Grade II/III was only 2 months [15], [16]. Whereas in another study, there was a difference in med PFS between patients with Grade I and Grade II/III meningiomas with med PFS ranging from 13 to 22.77 months for Grade I meningiomas and 1–27.75 months for Grade II/III meningiomas. This is most likely due to different follow-up methods in the more stringent Chamberlain study in which a complete neurological examination was performed every 4 weeks and an magnetic resonance imaging (MRI) examination every 8 weeks. Meanwhile, other studies only performed follow-up MRI/computed tomography scans and complete neurological examinations every 12–16 weeks. This may also be due to the improvement of MRI imaging technologies, considering that the time distance between Chamberlain's study and other studies was 6–12 years and the Chamberlain study performed follow-up imaging with MRI alone in all patients [8], [9], [13], [14], [15], [16], [20], [21].

The progressive rate in the six studies can be seen from the SD rate where the SD rate ranged from 30 to 69% but the average study found that the SD rate is above 60% (three studies) [8], [9], [13], [15], [16]. Another difference between the SD rate of Grade I and Grade II/III meningiomas can be seen in the Chamberlain study where in 60 patients with Grade I meningiomas, the SD rate is 35% while in 35 patients with Grade II/III meningiomas, the SD rate is 43% [15], [16].

Patient tolerance to hydroxyurea was high in that in all studies there were only two major pathological responses (both in Grade 1 meningioma). AEs that appear also, based on literature, are not much different from other chemotherapy administration in which in this study, the most frequent AEs were hematological AE with hematological Grade AE I and II [8], [9], [13], [14], [15], [16], [19].

Concurrently, if AEs appeared in Grade III patients, the samples were excluded except those emerged in Grade II patients. This was due to the shorter PFS observed in Grade III patient which presented meaningless outcome [8]. In addition, although hydroxyurea has some advantages particularly related to safety effects, it is considered that the treatment for Grade III may not able to be administered for favorable outcomes.

Overall, the use of hydroxyurea showed good outcomes, regardless of achieving partial or complete responses. Further investigation studies of hydroxyurea in combination with other modality treatments, such as radiation and bevacizumab, are essential to explore the use of hydroxyurea in treating meningioma. Bevacizumab is also well-tolerated and active against recurrent malignant gliomas [22], [23]. In addition, important advantages of bevacizumab are its ability to decrease peritumoral edema and function as a corticosteroid-sparing agent [22]. Moreover, study from Hahn *et al.* [9] using both hydroxyurea and radiotherapy demonstrated an increasing PFS among 21 patients with meningioma, compared to those who were given radiotherapy only. Thus, it is needed to consider the combination therapy with either bevacizumab or radiotherapy which also offered encouraging efficacy and safety results in managing patients with meningioma [24], [25].

## Conclusion

Patients with unresected and recurrent meningiomas currently have limited treatment options due to the difficulty for surgical management. This study offers another perspective addressing the efficacy and safety results with the use of hydroxyurea. In our review, hydroxyurea showed good result in preventing tumor progression, particularly in Grade 1 meningioma. Although the efficacy and safety are still inconclusive due to limited studies, AEs in meningioma patients treated with hydroxyurea are relatively low. Further combination treatment may be used as a multimodal therapy.

## References

- Ostrom QT, Gittleman H, Farah P, Ondracek A, Chen Y, Wolinsky Y, *et al.* CBTRUS statistical report: Primary brain and central nervous system tumors diagnosed in the United States in 2006-2010. *Neuro Oncol.* 2013;15 (Suppl 2):ii1-56. <https://doi.org/10.1093/neuonc/not151>  
PMid:24137015
- Engelhard HH, Villano JL, Porter KR, Stewart AK, Barua M, Barker FG, *et al.* Clinical presentation, histology, and treatment in 430 patients with primary tumors of the spinal cord, spinal meninges, or cauda equina. *J Neurosurg Spine.* 2010;13(1):67-77. <https://doi.org/10.3171/2010.3.spine09430>  
PMid:20594020
- Al-Mefty O, Kadri PA, Pravdenkova S, Sawyer JR, Stangeby C, Husain M. Malignant progression in meningioma: Documentation of a series and analysis of cytogenetic findings. *J Neurosurg.* 2004;101(2):210-8. <https://doi.org/10.3171/jns.2004.101.2.0210>  
PMid:15309910
- Apra C, Peyre M, Kalamarides M. Current treatment options for meningioma. *Expert Rev Neurother.* 2018;18(3):241-9. <https://doi.org/10.1080/14737175.2018.1429920>  
PMid:29338455
- Rogers L, Barani I, Chamberlain M, Kaley TJ, McDermott M, Raizer J, *et al.* Meningiomas: Knowledge base, treatment outcomes, and uncertainties. A RANO review. *J Neurosurg.* 2015;122(1):4-23. <https://doi.org/10.3171/2014.7.jns131644>  
PMid:25343186
- Grunberg SM, Weiss MH, Spitz IM, Ahmadi J, Sadun A, Russel CA, *et al.* Treatment of unresectable meningiomas with the antiprogestone agent mifepristone. *J Neurosurg.* 1991;74(6):861-6. <https://doi.org/10.3171/jns.1991.74.6.0861>  
PMid:2033444
- Ortolá Buigues A, Crespo Hernández I, Jorquera Moya M, Díaz Pérez JÁ. Unresectable recurrent multiple meningioma: A case report with radiological response to somatostatin analogues. *Case Rep Oncol.* 2016;9(2):520-5. <https://doi.org/10.1159/000448212>  
PMid:27721778
- Mason WP, Gentili F, MacDonald DR, Hariharan S, Cruz CR, Abrey LE. Stabilization of disease progression by hydroxyurea in patients with recurrent or unresectable meningioma. *J Neurosurg.* 2002;97(2):341-6. <https://doi.org/10.3171/jns.2002.97.2.0341>  
PMid:12186462
- Hahn BM, Schrell UM, Sauer R, Fahlbusch R, Ganslandt O, Grabenbauer GG. Prolonged oral hydroxyurea and concurrent 3d-conformal radiation in patients with progressive or recurrent meningioma: Results of a pilot study. *J Neurooncol.* 2005;74(2):157-65. <https://doi.org/10.1007/s11060-004-2337-3>  
PMid:16193387
- Reardon DA, Norden AD, Desjardins A, Vredenburgh JJ, Herndon JE, Coan A, *et al.* Phase II study of Gleevec® plus hydroxyurea (HU) in adults with progressive or recurrent meningioma. *J Neurooncol.* 2012;106(2):409-15. <https://doi.org/10.1007/s11060-011-0687-1>  
PMid:21938530
- Kim MS, Yu DW, Jung YJ, Kim SW, Chang CH, Kim OL. Long-term follow-up result of hydroxyurea chemotherapy for recurrent meningiomas. *J Korean Neurosurg Soc.* 2012;52(6):517-22. <https://doi.org/10.3340/jkns.2012.52.6.517>  
PMid:23346322
- Newton HB. Hydroxyurea chemotherapy in the treatment of meningiomas. *Neurosurg Focus.* 2007;23(4):E11.  
PMid:17961035
- Newton HB, Slivka MA, Stevens C. Hydroxyurea chemotherapy for unresectable or residual meningioma. *J Neurooncol.* 2000;49(2):165-70.  
PMid:11206012
- Loven D, Hardoff R, Sever ZB, Steinmetz AP, Gornish M, Rappaport ZH, *et al.* Non-resectable slow-growing meningiomas treated by hydroxyurea. *J Neurooncol.* 2004;67(1-2):221-6. <https://doi.org/10.1023/b:neon.0000021827.85754.8e>  
PMid:15072471
- Chamberlain MC, Johnston SK. Hydroxyurea for recurrent surgery and radiation refractory meningioma: A retrospective case series. *J Neurooncol.* 2011;104(3):765-71. <https://doi.org/10.1007/s11060-011-0541-5>  
PMid:21318318
- Chamberlain MC. Hydroxyurea for recurrent surgery and radiation refractory high-grade meningioma. *J Neurooncol.* 2012;107(2):315-21. <https://doi.org/10.1007/s11060-011-0741-z>



- PMid:22127733
17. Grabenbauer GG, Anders K, Fietkau RJ, Klautke G, Feldmann HJ, Weiser S, *et al.* Prolonged infusional topotecan and accelerated hyperfractionated 3d-conformal radiation in patients with newly diagnosed glioblastoma--a phase I study. *J Neurooncol.* 2002;60(3):269-75.  
PMid:12510778
18. Kim J, Kim KH, Kim YZ. The clinical outcome of hydroxyurea chemotherapy after incomplete resection of atypical meningiomas. *Brain Tumor Res Treat.* 2017;5(2):77-86. <https://doi.org/10.14791/btrt.2017.5.2.77>  
PMid:29188208
19. Moazzam AA, Wagle N, Zada G. Recent developments in chemotherapy for meningiomas: A review. *Neurosurg Focus.* 2013;35(6):1-10. <https://doi.org/10.3171/2013.10.focus13341>
20. Lohrke J, Frenzel T, Endrikat J, Alves FC, Grist TM, Law M, *et al.* 25 years of contrast-enhanced MRI: Developments, current challenges and future perspectives. *Adv Ther.* 2016;33(1):1-28. <https://doi.org/10.1007/s12325-015-0275-4>  
PMid:26809251
21. Sobol WT. Recent advances in MRI technology: Implications for image quality and patient safety. *Saudi J Ophthalmol.* 2012;26(4):393-9. <https://doi.org/10.1016/j.sjopt.2012.07.005>  
PMid:23961024
22. Norden AD, Young GS, Setayesh K, Muzikansky A, Ciampa AS, Ebbeling LG, *et al.* Bevacizumab for recurrent malignant gliomas: Efficacy, toxicity, and patterns of recurrence. *Neurology.* 2008;70(10):779-87. <https://doi.org/10.1212/01.wnl.0000304121.57857.38>  
PMid:18316689
23. Chamberlain MC. Bevacizumab for the treatment of recurrent glioblastoma. In: *Clinical Medicine Insights: Oncology.* Vol. 5. New Zealand: Libertas Academica Ltd.; 2011. p. 117-29.
24. Lou E, Sumrall AL, Turner S, Peters KB, Desjardins A, Vredenburgh JJ, *et al.* Bevacizumab therapy for adults with recurrent/progressive meningioma: A retrospective series. *J Neurooncol.* 2012;109(1):63-70. <https://doi.org/10.1007/s11060-012-0861-0>  
PMid:22535433
25. Mitra S, Li G, Harsh GR 4<sup>th</sup>. Passive antibody-mediated immunotherapy for the treatment of malignant gliomas. *Neurosurg Clin N Am.* 2010;21(1):67-76. <https://doi.org/10.1016/j.nec.2009.08.010>  
PMid:19944967