

Source details

Journal of Pakistan Association of Dermatologists

CiteScore 2020
0.1

Scopus coverage years: from 1999 to 2021

Publisher: Pakistan Association of Dermatologists

ISSN: 1560-9014

SJR 2020
0.129

Subject area: Medicine: Dermatology

Source type: journal

SNIP 2020
0.154

[View all documents >](#)

[Set document alert](#)

[Save to source list](#) [Source Homepage](#)

[CiteScore](#) [CiteScore rank & trend](#) [Scopus content coverage](#)

i Improved CiteScore methodology

CiteScore 2020 counts the citations received in 2017-2020 to articles, reviews, conference papers, book chapters and data papers published in 2017-2020, and divides this by the number of publications published in 2017-2020. [Learn more >](#)

CiteScore 2020 ▼

$$0.1 = \frac{45 \text{ Citations 2017 - 2020}}{322 \text{ Documents 2017 - 2020}}$$

Calculated on 05 May, 2021

CiteScoreTracker 2021 ⓘ

$$0.2 = \frac{89 \text{ Citations to date}}{414 \text{ Documents to date}}$$

Last updated on 06 April, 2022 • Updated monthly

CiteScore rank 2020 ⓘ

Category	Rank	Percentile
Medicine		
— Dermatology	#105/117	10th

[View CiteScore methodology >](#) [CiteScore FAQ >](#) [Add CiteScore to your site ↗](#)

also developed by scimago



SCIMAGO INSTITUTIONS RANKINGS

SJR

Scimago Journal & Country Rank

Enter Journal Title, ISSN or Publisher Name



[Home](#)

[Journal Rankings](#)

[Country Rankings](#)

[Viz Tools](#)

[Help](#)

[About Us](#)

Journal of Pakistan Association of Dermatologists

COUNTRY

Pakistan



SUBJECT AREA AND CATEGORY

Medicine
└ Dermatology

PUBLISHER

Pakistan Association of Dermatologists

H-INDEX

13

PUBLICATION TYPE

Journals

ISSN

15609014

COVERAGE

1999-2019

INFORMATION

[Homepage](#)

[How to publish in this journal](#)

zahidaraffad@yahoo.com

SCOPE

Information not localized

Join the conversation about this journal

Quartiles

FIND SIMILAR JOURNALS ?

1
Indian Journal of
Dermatology, Venereology
IND

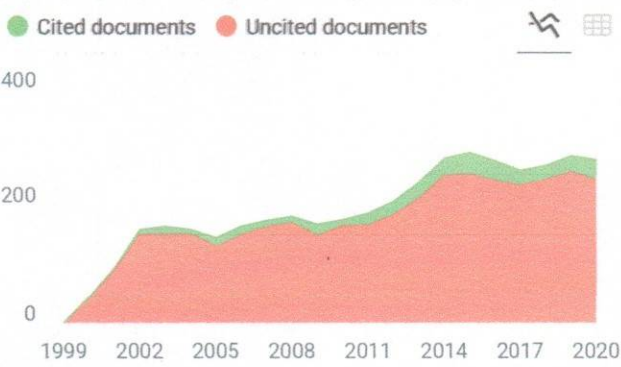
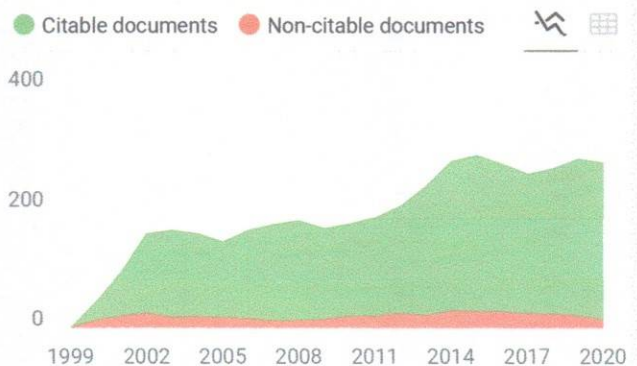
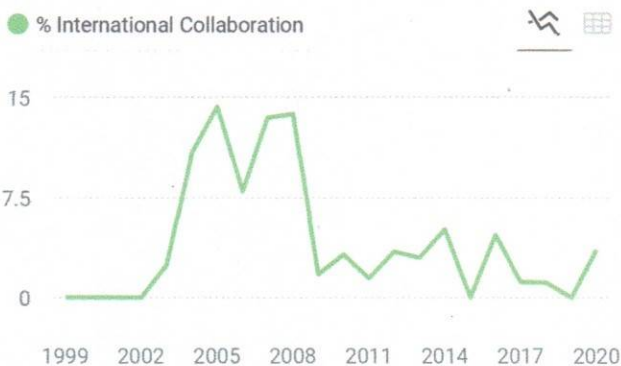
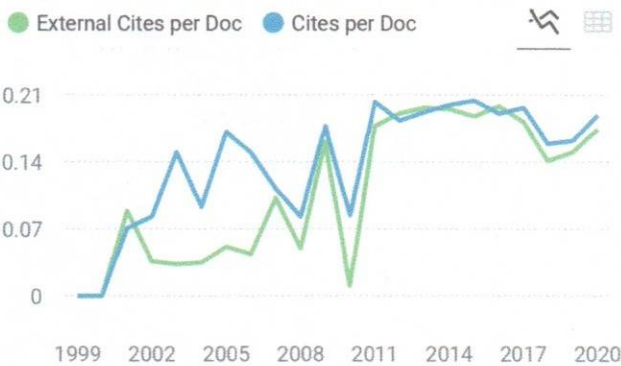
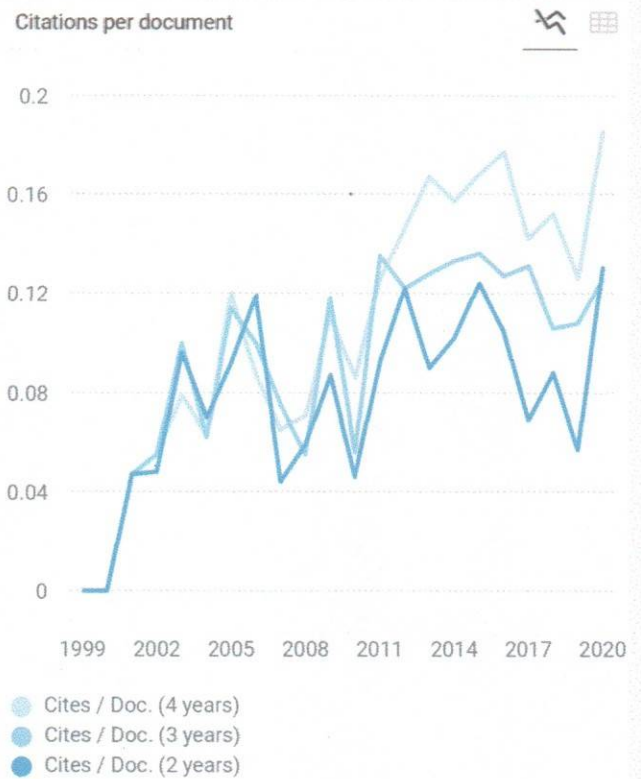
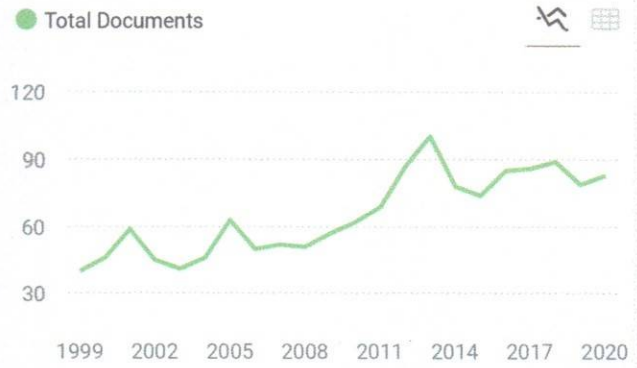
83%
similarity

2
Indian Journal of
Dermatology
IND

78%
similarity

3
Iranian Journal of
Dermatology
IRN

67%
similarity



Journal of Pakistan Association of...

Q4 Dermatology

best quartile

SJR 2020

0.13

powered by scimagojr.com

← Show this widget in your own website

Just copy the code below and paste within your html code:

`<a href="https://www.scimagojr.com/journalsearch.php?q=24878&tip=sid&c..."`



[Home](#) / [Editorial Team](#)

Editorial Team

Editor

Dr. Zahida Rani, Professor of Dermatology Khawaja Muhammad Safdar Medical College, Sialkot Mobile: Ph: +92 3004421244, Pakistan

[Open Journal Systems](#)

Information

[For Readers](#)

[For Authors](#)

[For Librarians](#)

Platform &
workflow by
OJS / PKP

[Home](#) / [Archives](#) / Vol. 30 No. 1 (2020): January - March

Vol. 30 No. 1 (2020): January - March

Published: 2020-08-07

Editorial

Recurrent tinea corporis and cruris: Antifungal resistance or poor compliance?

Zareen Saqib Suleri

1-2

[PDF](#)

Original Articles

Efficacy and safety of low dose Methotrexate in the treatment of chronic hand eczema

Nandita Ghosh, Tabassum Nasrin, Hasan Mahmud, Harasit Kumar Paul

3-8

[PDF](#)

Alopecia areata: Clinical spectrum and its association with thyroid dysfunction in Bahawalpur

Rabia Asgher, Naima Luqman, Uzma Almas, Akhlaq Akhlaq, Muhammad Khalid, Jamil Ahmed Shaheen

9-12

[PDF](#)

Co-supplementation of oral antioxidant to PUVASol therapy has no effect on oxidative stress index in patients of unstable vitiligo: A hospital based pilot study

Gaurav Bhardwaj, Jaspreet Kaur

13-20

[PDF](#)

Clinical investigation of post blepharoplasty adjuvant carbon dioxide laser resurfacing

Ali Arkan Alsagban, Muhanad Lebnan Alshami, Mohammed A. Al-Maliky

21-25

[PDF](#)

Impact of acne vulgaris on self-esteem, body image perception and quality of life among adolescents

Fozia Yoqub, Ruqia Safdar Bajwa, Iram Batool

26-31

[PDF](#)

Design and application of a loop-mediated isothermal amplification for detection of molluscum contagiosum virus

Mohammad Amin Almasi, Rozhin Esmaili

32-38

[PDF](#)

Prevalence of psoriasis in Bangladesh: A community based survey

Mohammed Saiful Islam Bhuiyan, Md. Sahidullah Sikder, Mostaque Mahmud, Ashim Kumar Nandy, Md. MdAtiqul Haque

39-45

 PDF**Clothing habits and chronicity of dermatophytosis: Bridging the gap**

Shashank Tyagi, Tejinder Kaur, Suresh Kumar Malhotra

46-52

 PDF**Treatment of eruptive lichen planus with oral acyclovir**

Aliya Akhtar, Nighat Fatima, Farah Sattar, Shazia Zubair, Sumara Rashid, Mehwish Saeed

53-57

 PDF**Mucocutaneous manifestations of chikungunya fever**

Syeda Summaya Jamal, Muhammad Irfan Anwar, Naveed Akhtar Malik, Naseema Kapadia

58-63

 PDF**Evaluation of efficacy of niosomal clindamycin phosphate 1% solution in comparison to conventional clindamycin phosphate 1% solution in the treatment of acne vulgaris: A randomized controlled trial**

Saman Mohammadi, Hoda Badakhsh, Hoda Badakhsh, Abbas Pardakhti, Abbas Pardakhti, Maryam Khalili, Maryam Khalili, Saeedeh Farajzadeh, Saeedeh Farajzadeh, Rezvan Amiri, Rezvan Amiri, Azadeh Mohebbi, Azadeh Mohebbi, Mahin Aflatoonian, Mahin Aflatoonian

64-71

 PDF**Incidence of psoriatic arthritis in Iraqi psoriatic patients according to serological tests**

Wisal Salman Abd

72-80

 PDF**Frequency of anxiety and depression in patients with melasma**

Kalsoom Jawaid, Muhammad Shahid, Kehkshan Tahir, Nadia Ali, Asma Tariq, Abid Hussain

81-85

 PDF**Factors associated with pruritus uremic in chronic kidney failure patients**

Ago Harlim

86-97

 PDF**The role of ceramide, menthol, and polidocanol on pruritus, skin barrier function, and disease severity of mild atopic dermatitis**

Menul Ayu Umborowati, Dewi Nurarifah, Diah Mira Indramaya, Sylvia Anggraeni, Damayanti Damayanti, Cita Rosita Sigit Prakoeswa

98-105

 PDF**Efficacy of Q-switched Nd:YAG Laser 1,064nm for the treatment of melasma**

Ireej Ehsan, Shahbaz Aman, Muhammad Nadeem, Atif Kazmi

106-110

 PDF

Efficacy of oral zinc sulphate compared with intralesional meglumine antimoniate injection (glucantime) in the treatment of cutaneous leishmaniasis

Farah Sattar, Shamshad Akram, Aliya Akhtar, Uzma Almas, Raheel Tahir, Shahid Nawaz

111-116



PDF

Association of psoriasis severity degree with self-esteem, depression and dermatology life quality index

Nurina Dhani Rahmayanti, Afif Nurul Hidayati, Evy Ervianti, Nalini Muhdi

117-127



PDF

A retrospective observational study on clinical and histopathological correlational analysis of malignant melanoma

Qazi Syed Irfanullah Shah, Shaista Rasheed, Paride Abliz, Fan Jun Wei, xuefeng wan

128-136



PDF

Combination of isotretinoin and doxycycline as alternate day regimen for the treatment of nodulocystic acne

Dr. Irfan Ullah, Mohammad Majid Paracha, Mehran Khan, Aysha Saliha, Dawood Khan

137-142



PDF

Use of topical corticosteroids and mixed creams over the face among female medical students of Quaid-e-Azam Medical College, Bahawalpur

Sohail Shaheen, Asma Shahbaz, Nimra Maqbool, Jamil Ahmad Shaheen

143-150



PDF

Clinical patterns of psoriatic arthritis & association with age & gender among patients presenting to a tertiary care hospital

Nadia Sultan, Asad Ali Chaudhry, Ghazala Butt, Saima Rehman, Shahbaz Aman, Tabinda Shoaib

151-155



PDF

Comparative study of testing the efficacy of turnip extract water vs. warm salt bath in the symptomatic relief of chill blains

Nadia Sultan, Ghazala Butt, Saira Omer, Saima Rehman, Asad Ali Chaudhry

156-160



PDF

A study of pattern of cutaneous manifestations in patients with diabetes mellitus

Daniel Henry, Adarshlata Singh

161-166



PDF

Identification of the factors associated with hirsutism in Lahore

Khushbakht Khan, Muhammad Riaz Ahmad, Mariam Khan

167-174



PDF

Facial wrinkles and its treatment

Munir Alam

175-180



PDF

Review Articles

Cutaneous manifestations of COVID-19

Shehla Shaukat, Ghazala Butt, Ijaz Hussain

181-189



Case Reports

Cutaneous tuberculosis with uncommon presentation: A case report and review of literature

Lubna Khondker, Farhana Wahab, Rehnuma Nasim, Hasan Mahmud

190-197



A case of blistering distal dactylitis due to Methicillin-resistant Staphylococcus aureus

Raza Gulzar Ghouri, Raja Mobeen Ahmed, Amna Asad, Wajieha Saeed, Mahym Mansoor

198-200



Chronic urticaria due to milk

Ramji Gupta

201-202



General paresis of the insane - A rare case report

Seethalakshmi Ganga vellaisamy, Subramania Adityan Murugan

203-206



Crops of Papules and papulonodular plaques- An unusual presentation of cutaneous metastasis- A case report and literature review

Zaima Sohail Chaudhry, Aisha Ghias, Aneela Asghar, Tahir Jamil Ahmad

207-211



Lepromatous leprosy presenting clinically as De-novo Histoid Leprosy

Umar Ahmad Sheikh, Muhammad Irfan Anwar, Mutaheer Zia

212-215



Buschke scleredema: A case report

Shahid Ahmed, Kanwal Mushtaq, Zareen Saqib Sulehri, Arslan Chaudry

216-217



Open Journal Systems

Information

For Readers

[For Authors](#)

[For Librarians](#)

Platform &
workflow by
OJS / PKP

Association of psoriasis severity degree with self-esteem, depression and dermatology life quality index

Nurina Dhani Rahmayanti, Afif Nurul Hidayati, Evy Ervianti, Nalini Muhdi*

Department of Dermatology and Venereology, Faculty of Medicines, Universitas Airlangga/ Dr. Soetomo General Hospital, Surabaya, Indonesia.

* Department of Psychiatry, Faculty of Medicine, Universitas Airlangga/ Dr. Soetomo General Hospital Surabaya, Indonesia.

Abstract

Background Psoriasis is a chronic inflammatory skin disease that affects physical health as well as self-esteem, depression, and quality of life.

Objective We aimed to evaluate the association of psoriasis severity with self-esteem, depression, and dermatology life of quality index (DLQI) on outpatient and inpatient unit at Department of Dermatology and Venereology, Dr. Soetomo General Hospital, Surabaya, Indonesia.

Materials and Methods This study included 37 patients that fulfilled the inclusion and denied exclusion criteria. Sociodemographic characteristics of the patients were assessed, the Psoriasis Area Severity Index (PASI) were scored to determine psoriasis severity, as well as self-esteem (Rosenberg Self-Esteem Scale), depression (Hamilton Rating Scale for Depression), and Dermatology Life Quality Index.

Results Our study showed there were no subjects with high self esteem, 73% subjects had standard self esteem, 27% subjects had low self esteem, and there was a significant negative association between psoriasis severity with self-esteem ($p=0,035$, $r=-0,215$). Eighty nine point one percent of patients got depression (35.1% mild depression; 27% moderate depression; 16.2% severe depression, and 10.8% very severe depression. Positive association between psoriasis severity with depression degree, however, was not statistically significant ($p=0,107$, $r=0,124$). Ninety seven point two percent patients got impaired DLQI. Positive association between psoriasis severity with DLQI, however, was not statistically significant ($p=0,315$, $r=0,256$).

Conclusion Psoriasis is associated with low self-esteem, depression, and decrease in DLQI, although not statistically significant association between psoriasis severity (PASI) with depression and DLQI. Therefore, comprehensive treatment with psychiatrist for psoriasis patients is recommended. All patients with psoriasis without regards to its severity have to be screened for self-esteem, depression, and QOL. It is necessary to assess patients with low psoriasis severity to psychiatrist.

Key words

Psoriasis Vulgaris, PASI Score, Self Esteem, Depression, DLQI, Dermatology Life Quality.

Address for correspondence

Dr. Afif Nurul Hidayati
Department of Dermatology and Venereology,
Faculty of Medicines, Universitas Airlangga/
Dr. Soetomo General Hospital, Surabaya,
Indonesia 60286.
Email: afif_nurulhidayati@fk.unair.ac.id

Introduction

Psoriasis is a chronic inflammatory auto-immune skin disease marked by skin thickening with erythematous plaque and papules, well defined with multilayered rough squama and

may be accompanied with pustular eruption and erythrodermic or Auspitz and Koebner phenomenon. Psoriasis Vulgaris is the most prevalent type found in 90% of all psoriasis patients. Psoriasis severity is frequently evaluated with Psoriasis Area and Severity Index (PASI), which is often used in clinical trials for its practical and fast uses but with high variability.¹

Psoriasis can affect all age groups, mostly at age of 15-30 years then there is no prevalence difference between men and women. In Indonesia, based on data from Dr. Mohammad Hoesin General Hospital Palembang from August 2008 to June 2012, psoriasis incidence was 1.35% in 491 cases, whereas in RSUP Prof. Dr. D. Kandou Manado from January 2013 to December 2015 188 new cases of psoriasis (5.26%) was found from 3573 new visits of skin diseases. WHO also declared that psoriasis is a global issue that affects at least 100 million people all over the world, not only physically, but also mentally.²⁻⁴

Psoriasis can be triggered by environmental factors such as stress, infection, or treatment. Psoriasis is not life threatening, but for this disease to affects patient's appearance and often persists for a lifetime; particularly in face, hands, legs, or genitals; can disturbs social and emotional aspects of the patients. Nervousness, anger, shame, lower self-esteem or confidence can lead to isolation and low productivity, to depression and decreases daily quality of life (QOL).⁵⁻⁷ This study aimed to evaluate severity of psoriasis and its association with self esteem, depression and DLQI to increase the quality of psoriasis management.

Materials and Methods

We used an analytic cross-sectional observational study to evaluate the association

of psoriasis vulgaris severity using PASI with self-esteem (using Rosenberg Self Esteem Scale), depression (using Hamilton Rating Scale for Depression), and QOL (using Dermatology Life Quality Index). The study population consisted of 37 psoriasis patients acquired by consecutive sampling, on outpatient and inpatients at Dermatology and Venereology Department in Dr. Soetomo General Hospital Surabaya during 2018, which fulfilled the inclusion and denied exclusion criteria. The inclusion criteria were clinically and histopathologically diagnosed psoriasis, age >18 years old, and willing to participate in the study after informed consent. The exclusion criteria were pregnancy and other diseases that were not correlated with psoriasis. Data was evaluated with bivariate analysis using Chi Square and correlation test to measure the correlation between variables. Ethical clearance for the study was given by the Research Ethics Committee of Dr. Soetomo General Hospital, Surabaya, Indonesia.

Results

There were 37 psoriasis patients in outpatients and inpatients at Dermatology and Venereology Department in Dr. Soetomo General Hospital Surabaya during 2018, they were aged between 17-25 years old to above 65 years old with mean age 44.3 ± 14.12 years, grouped based on Depkes 2009. Table 1 presents the patients' baseline characteristics. Most patients were aged between 46-55 years old (13 patients, 35.1%) and only one patient was above 65 years. Thirty six patients were outpatient and 1 was inpatient, 19 were male (51.4%) and 18 were female (48.6%). Most patients had education level of high school (23 patients, 62.2%). Based on the distribution of occupation, most of the patients worked in private sector (18 patients, 48.6%), others were private employee, students, etc. Most of the patients were married (25 patients, 67.6%), 9

were not married (24.3%) and 3 patients were widow/widower (8.1%) (**Table 1**).

Subjects were classified based on duration of the disease, 12 patients with disease duration <5 years (32.4%), 12 patients with disease duration between 5-10 years (32.4%), and 13 patients with disease duration of more than 10 years (35.2%). Comorbidities were also identified, 8 patients (21.6%) had hypertension, 1 patient (2.7%) had history of stroke, 9 patients (24.3%) had hypercholesterolemia, 6 patients (16.2%) had type 2 diabetes mellitus, 9 patients (24.3%) had hyperuricemia, 5 patients (13.5%) were smokers, 2 patients (5.4%) had alcohol consumption habit, 2 patients (5.4%) had used narcotics, and 8 patients (21.6%) had history of psoriasis vulgaris in family (**Table 1**).

Based on gender, male psoriasis patients were 19 patients (51.3%) with 17 patients (54.8%) having moderate-severe psoriasis (PASI score >10), although not statistically significant (p=0.405). Most patients were aged between 46-55 years old (13 patients, 35.1%) with 12 patients (38.7%) having moderate-severe psoriasis (PASI >10) and 1 patients (16.7%) with mild psoriasis. Early elderly patients (aged 46-55 years old) and late teenage (17-25 years old) had most number of low self-esteem, with 4 patients (10.8%) each. Early elderly patients were the age group with the most very severe depression (3 patients, 8.1%) and severe depression (2 patients, 5.4%). Late teenage group had 1 patient (2.7%) with very severe depression. Most psoriasis patients (48.64%) had psoriasis with very big effect (DLQI 11-20) on QOL, with 2 patients (5.4%) were early elderly age group and 2 patients (5.4%) elderly age group.

Most patients (23 patients, 62.2%) were educated till high school, with 19 patients (61.3)

Table 1 Patient's Baseline Characteristics

Variables	n, %
Outpatient	36 (97.29%)
Inpatient	1 (2.71%)
Gender	
Male	19 (51.4%)
Female	18 (48.6%)
Age	
17-25 years	7 (18.9%)
26-35 years	3 (8.1%)
36-45 years	5 (13.5%)
46-55 years	13 (35.1%)
56-65 years	8 (21.6%)
>65 years	1 (2.8%)
Education	
None	1 (2.7%)
Elementary School	7 (18.9%)
Middle School	2 (5.4%)
High School	23 (62.2%)
Bachelor	4 (10.8%)
Occupation	
Private Sector	18 (48.6%)
Entrepreneur	6 (16.2%)
Student	2 (5.4%)
Not working	2 (5.4%)
Housewives	9 (24.3%)
Marital status	
Married	25 (67.6%)
Not Married	9 (24.3%)
Widow/Widower	3 (8.1%)
Visits	
New Patient	6 (16.2%)
Late Patient	31 (83.8%)
Disease duration	
< 5 years	12 (32.4%)
5-10 years	12 (32.4%)
>10 years	13 (35.1%)
Comorbidities	
Hypertension	8 (21.6%)
History of Stroke	1 (2.7%)
Hypercholesterolemia	9 (24.3%)
Type 2 Diabetes Mellitus	6 (16.2%)
Hyperuricemia	9 (24.3%)
Smoking habit	5 (13.5%)
Alcohol consumption habit	2 (5.4%)
Used Narcotics	2 (5.4%)
History of psoriasis vulgaris in family	8 (21.6%)

having moderate-severe psoriasis. Patients with high school education had low self-esteem (6 patients, 16.2%). Very severe depression was found on patients with high school (2 patients, 5.4%) and middle school (2 patients, 5.4%) education level. Middle school and high school education level had 2 patients (5.4%) each with extremely effected QOL. Most patients were private employees (18 patient, 48.6%) with severe psoriasis in 15 patients. Most of patients with disease duration of >10 years had severe psoriasis (12 patients, 92.3%). No psoriasis patients had high self esteem level. Low self-esteem was found in patients with disease duration of 5-10 years (6 patients, 46.2%). There were only 4 patients (10.8%) with no depression

Table 2 Patient's characteristics on psoriasis severity, self esteem, depression and quality of life

<i>Patient's characteristics</i>	<i>Stress and Psoriasis</i>	<i>P value</i>
Gender	Psoriasis Area Severity Index	0.405
Age	Psoriasis Area Severity Index Rosenberg	0.317
	Self Esteem Scale	0.234
	Hamilton Rating Scale for Depression	0.763
	Dermatology Life Quality Index	0.450
Education level	Psoriasis Area Severity Index Rosenberg	0.932
	Self Esteem Scale	0.213
	Hamilton Rating Scale for Depression	0.698
	Dermatology Life Quality Index	0.033
Occupation	Psoriasis Area Severity Index	0.423
Disease duration	Psoriasis Area Severity Index Rosenberg	0.012
	Self Esteem Scale	0.156
	Hamilton Rating Scale for Depression	0.146
	Dermatology Life Quality Index	0.545

identified, with very severe depression found in 4 patients (10.8%).

Most patient with disease duration of >10 years had mild depression (66.8%), while severe depression and very severe depression were found more on disease duration of 5-10 years. There were 5 patients with extremely affected QOL, three of them (8.1%) had disease of 5-10 years, while most patients (7 patients, 18.9%) with duration <5 years and greatly affected QOL. There were 23 psoriasis patients with comorbidities (62.2%), 19 of them had moderate-severe psoriasis (61.3%)

In general, there were 31 patients with moderate-severe psoriasis (83.8%) with normality of psoriasis severity data. No patients had high self-esteem. There were 10 patients with low self-esteem (27%). There were 4 patients with very severe depression (10.8%), with normality of depression data were $p=0.896$ (normally distributed). There were 6 patients with extremely affected QOL (16.2%) with normality of QOL were $p=0.497$ (normally distributed).

Table 2 describes patient's baseline characteristics in association with psoriasis severity, self-esteem, depression and quality of

life. No statistically significant differences were determined between the groups. Significant statistic difference were found in education level on DLQI ($p=0.033$), disease duration on psoriasis severity ($p=0.012$) (**Table 2**).

Table 3 describes psoriasis severity associated with self-esteem, depression, and quality of life. All patients with low self-esteem were found on moderate-severe psoriasis (10 patients, 27%). There were lower self-esteem level found on moderate-severe psoriasis group (16.06 ± 3.47) compared with mild psoriasis (19.33 ± 2.42). There is a significant statistic association between psoriasis severity with self-esteem ($p=0.035$). The mean of severe depression were found more on moderate-severe psoriasis (15.16 ± 6.87) compared with mild psoriasis (10.33 ± 4.13). Severe depression (6 patients, 19.4%) and very severe depression (4 patients, 12.9%) were found only in moderate-severe psoriasis. There is no significant statistic association between psoriasis severity with depression ($p=0.107$). The mean of DLQI in mild psoriasis (11.17 ± 5.88) were lower compared with severe psoriasis (14.32 ± 7.11). High DLQI scores were found in moderate-severe psoriasis patients. There is no significant statistic association between psoriasis severity with DLQI ($p=0.315$) (**Table 3**).

Table 3 Psoriasis Severity associated with Self-esteem, Depression, and Quality of Life

Variables	PASI < 10, n (%)	PASI > 10, n (%)	P
Rosenberg Self Esteem Scale			0.035
Low self-esteem (<15)	-	10 (32.26%)	
Moderate self-esteem (15-25)	6 (100%)	21 (67.74%)	
High self-esteem (>25)	-	-	
Mean <i>Rosenberg Self Esteem Scale</i>	19.33±2.42	16.06±3.47	
Hamilton Rating Scale for Depression			0.107
Normal (≤7)	1 (16.7%)	3 (9.68%)	
Mild depression (8-13)	3 (50%)	10 (32.26%)	
Moderate depression (14-18)	2 (33.3%)	8 (25.81%)	
Severe depression (19-22)	-	6 (19.4%)	
Very Severe depression (≥23)	-	4 (12.9%)	
Mean <i>HRSD</i>	10.33±4.13	15.16±6.87	
Dermatology Life Quality Index			0.315
No effect (0-1)	-	1 (3.23%)	
Mild effect (2-5)	1 (16.67%)	3 (9.68%)	
Moderate effect (6-10)	2 (33.33%)	7 (22.58%)	
Very large effect (11-20)	3 (50%)	15 (48.39%)	
Extreme large effect (21-30)	-	5 (16.13%)	
Mean <i>DLQI</i>	11.17±5.88	14.32±7.11	

Table 4 Correlation of psoriasis severity with self-esteem, depression, and quality of life

	<i>Psoriasis Area Severity Index</i>	<i>Rosenberg Self Esteem Scale</i>	<i>Hamilton Rating Scale for Depression</i>	<i>Dermatology Life Quality Index</i>
Psoriasis Area Severity Index	1	-0.215	0.124	0.256
Pearson Correlation				
Severity Index		0.202	0.466	0.126
Sig. (2-tailed)				

Table 4 describes the correlation between psoriasis severity with self esteem, depression, and quality of life. There is a weak negative correlation between PASI score with Rosenberg Self Esteem Score (p= 0.202, r=-0.215), weak positive correlation between PASI score with Hamilton Rating Scale for Depression (HRSD) (p=0.466, r=0.124) and PASI score with Dermatology Quality Life Index (DLQI) (p=0,126, r=0.256). Significant statistic correlation were found between Rosenberg Self Esteem Score with HRSD (p<0.001) and Rosenberg Self Esteem Score with DLQI (p=0.030) (**Table 4**).

Discussion

This study is consistent with Boehncke *et al*⁸ that stated psoriasis prevalence between men

and women were similar, also psoriasis in men were more severe than women, this study did not explain why.⁹ Various studies stated that psoriasis prevalence in men and women were similar, a few states that men were more prevalent as in a retrospective epidemiological study in Polyclinic of Dermatology and Venereology RSUP Dr. Mohammad Hoesin Palembang from August 2008 to June 2012 (312 patients, 74%) and study in RSUP Prof. Dr. R. D. Kandou Manado about psoriasis profile from January 2013 to December 2015 (57.98%).²⁻⁴ Konajova (2017) in their research on 1412 psoriasis patients in Central and East Europe showed predomination of men about 63.4% that suggest there was different disease activity on different gender, that men were more prone to more severe psoriasis.¹⁰

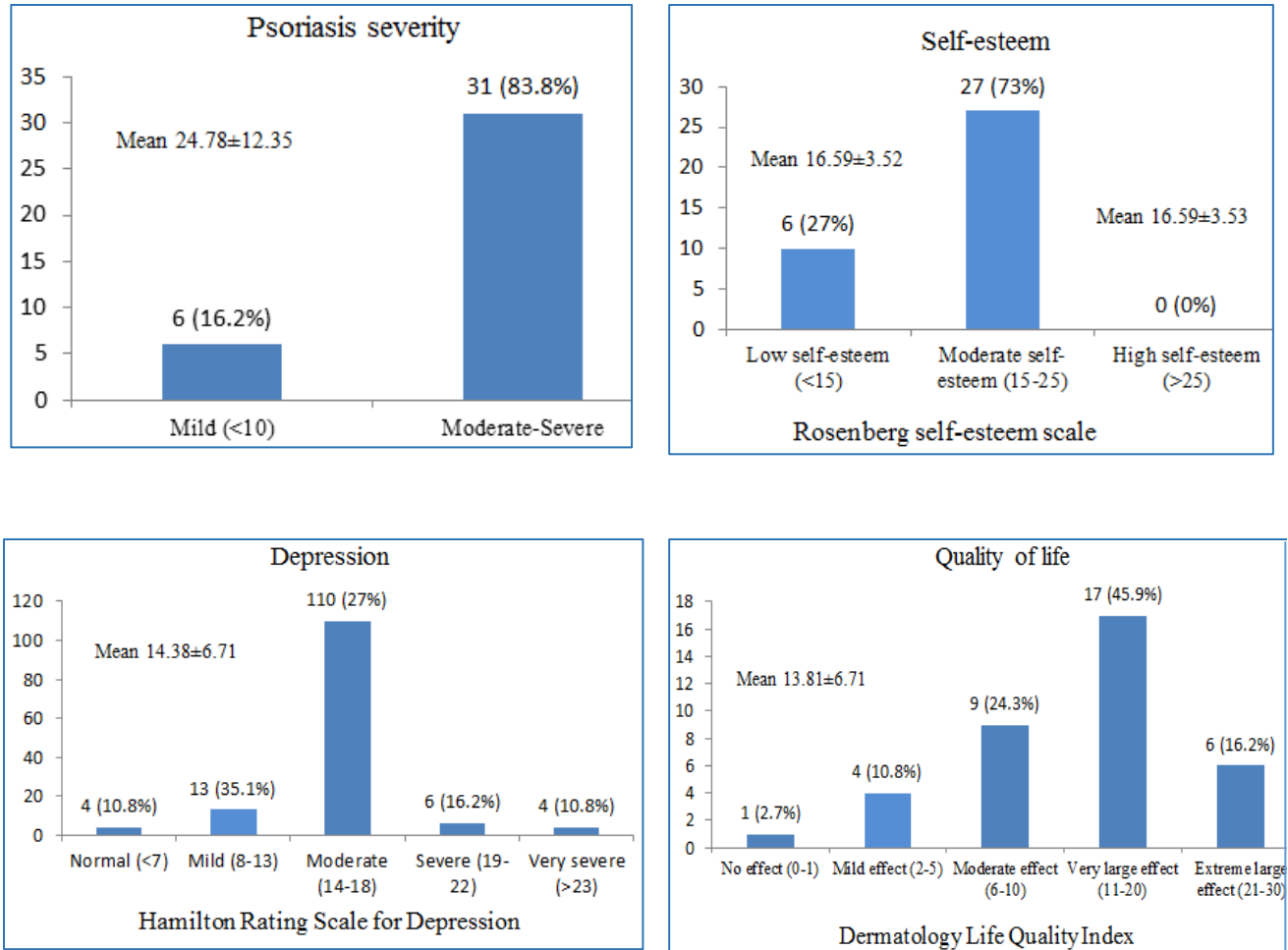


Figure 1 Psoriasis Severity, Self-esteem, Depression, Quality of Life

Most age group that suffered from psoriasis was early elderly patients, which were consistent with a study in RSUP Prof. Dr. R. D. Kandou Manado about psoriasis profile from January 2013 to December 2015 (50.53%).⁴ This difference occurs for there is difference in geographical areas. Psoriasis is more prevalent in area away from the Equator such as countries in Europe and Australia, and more seldom found in Asian countries.¹¹ Psoriasis incidence in Asia is the lowest (0.4%), while in other continents were higher with 2.2%-5.2% in Europe and 2.3%-6.6% in Australia.^{1,11}

Psoriasis can emerge in any age group, with more prevalence in third decade and before 40 years old in 70% patients.¹² Stigma on psoriasis

were found more in lower age group.¹³ Patient with psoriasis had 16 times more chance to have dysfunction in family, which is important to identify its risk and psychological factors that can affect family relationship.^{14,15}

Psoriasis symptoms such as pain, burning sensation, itch, bleeding, exudation, weakness and difficulty falling asleep were more likely found in lower education level based on Sampogna (2009), which contradicted with the present study although not statistically significant, but patients with lower educational level were less likely to use mental health facility.¹⁶

Association of occupation and socioeconomic

status with psoriasis did not have a clear explanation. Higher stress level on private sectors and psoriasis conditions that affects working difficulties can influence one's productivity which may have impact on patients socioeconomic condition, although the specific factors affecting this condition needs further evaluation.¹⁵

Higher self-esteem score were found more on higher educational level, although not significant to DLQI. Study from Ustundag *et al*¹⁷ stated that higher educational level shows higher self esteem, while Kim *et al*¹⁸ stated there were no association between education level and DLQI. In general, higher educational level gives certain protective factors against depression.¹⁹

Our study showed there were no patients with mild psoriasis that had that had the disease for more than 10 years. This was consistent with Song *et al* that stated the more early patient had psoriasis and the longer one's suffer, the more severe its condition.²⁰ Pakran *et al* showed longer disease duration could reduce DLQI more as it affected certain physical disability.²¹ Lee, *et al* (2010) also stated that disease duration is a predictor of lower DLQI.²² Disease duration on DLQI showed insignificant statistic association, found also in Gelfand *et al*²³ that explained patients were not always adapting with the disease as time goes by. But on a study from Monali *et al* explained that the chronic and recurrent characteristic of the disease often lowers patients hope of curing and had constant uneasiness about their treatment plan that may emerge new lesions, which were aggravated by the nature of the disease that were difficult to control.²⁴

Increasing comorbidities in psoriasis were suggested to be caused by systemic inflammation of psoriasis that influence different inflammation activity that lead to insulin

resistance, atherosclerosis that often happened in psoriasis patients¹⁰, although not statistically significant in our study. There were various studies that explained higher prevalence and severity of comorbidities in psoriasis patients.^{15,20,25-40}

Our present study ($p=0.035$) was consistent with Sivanesan *et al*⁴¹ that stated 60% psoriasis patients had lower self-esteem level. Aydin *et al* stated lower self-esteem on psoriasis patients for its causes negative impact on social and physical appearance, which may be explained in recurrent cases, repeated treatment, cosmetics problems, difficulty sleeping, also other symptoms such as pain, itch, and no improvement in performed treatment.⁷ Chronic psoriasis patients may actively constructs their own disease model in order to subdue the diseases symptoms. Higher severity psoriasis patients had more understanding and faith about their chronicity of the disease, may be an indicator for coping mechanism, and had lower complaints compared with new psoriasis patients.⁴²

Psoriasis severity may be associated to depression level, although not statistically significant in our study, which may be explained by social and cultural factors of Indonesian people that expresses sickness often as physically ill, rarely psychologically ill. We also classified mild psoriasis as PASI score < 10 and moderate-severe as PASI score > 10, while there was difference in study such as from Sivanesan *et al* that used PASI score <3,3-5, and >5.⁴¹ Sivanesan *et al* showed that higher severity psoriasis could lead to higher depression level and suicide ideas.^{41,43,44} there were also many factors that influence depression on psoriasis patients such as comorbidities, symptoms, environmental factors and stigmatization.⁴⁵ South East Asia also had lower knowledge on depression.⁴⁶

Our study found higher DLQI score on moderate-severe psoriasis compared with mild psoriasis, although not statistically significant, showed that psoriasis severity can affect patient's DLQI, but may be influenced by other factors that may also influence DLQI on psoriasis patients. Khawaja et al showed weak correlation between PASI and DLQI ($r=0.345$, $p<0.01$).^{47,48} Psoriasis appearance on visible skin could affect DLQI.^{49,50} Duration of the disease, recurrency, repeated treatment, can make psoriasis patients developed hopelessness on their illness.⁵¹

We found weak correlation between PASI score and Rosenberg Self Esteem Scale, HRSD, and DLQI, nevertheless there is no significant association. Nazik et al study showed otherwise, but they did not evaluate other factors such as disease duration and socioeconomic status that could be a confounding factor.⁵² Sivanesan et al found psoriasis patients had significantly lower self esteem, significantly higher depression level, and significantly more extremely affected DLQI compared to normal patients.⁴¹ Consistent results found in study from Owczarek et al, that explained that DLQI scoring is subjective and can be different from one to another patient. Even so, there were a different DLQI score, using WHODLQI-BREF, in evaluating psoriasis patients' DLQI.⁵³

Factors affecting self esteem, depression level, and QOL in psoriasis patients had also been evaluated by previous studies. Lakuta et al on regression analysis showed that female, shorter disease duration, low social support, and high stigma on environment were significant predictors to depression symptoms. The study also states that psoriasis severity did not had significant influence to depression symptoms.⁴⁷ Systematic review from Mattei et al states that there were stigma and psychological burden that affects signs of uneasiness and depression in

30% psoriasis patients without regard to its severity. There may be other factors such as recurrency, location of the lesion, cosmetics, and other symptoms of psoriasis.⁵⁴ Genetics and coping mechanism can affect mental health, stigmatization were also an important factor.⁵⁵ In our study, most moderate-severe psoriasis were early elderly age group, which were not a productive age group that did not had many interactions with their working or social environment. On study from Judith et al, psoriasis patients shows low positive intrinsic affect, and high score for impulsive behaviour. Faced with a stressful situation, patients with psoriasis shows deficit in controlling the situation and more likely to avoid negative outcome for they tend to be passive in action.⁵⁶ To this present moment, there were no literature found that explains certain personality type that affects self-esteem, depression and DLQI in psoriasis patients.

With the effect of psoriasis on mental health, psychotherapy and psychological intervention were considered effective in managing stress that occurs in psoriasis patients, with the most often method used were stress reduction, meditation and cognitive behaviour therapy (CBT). A study from Fortune et al shows significant PASI score reduction after 6 weeks and 6 months with CBT as supportive therapy, as well as lower depression score and significant elevation of QOL.^{14,55,57,58}

Conclusion

Psoriasis is associated with low self-esteem, depression, and lower DLQI. Psoriasis severity is associated with self-esteem. Although not statistically significant association between psoriasis severity with depression and DLQI our study; but majority of patients got depression and their disease affect their DLQI. Therefore, it is recommended that psoriasis patients should

undergo comprehensive treatment with psychiatrist. On all psoriasis patients, without regards to its severity, there is a need of screening for self-esteem, depression, and DLQI. We also suggest that psoriasis patients have to be accompanied by a psychiatrist even on mild psoriasis severity.

References

1. Gudjonsson, JE Elder J. Psoriasis. In: Wolff, Klaus Goldsmith, LA Katz S, editor. *Fitzpatrick's Dermatology in General Medicine*. 8th ed. New York: McGraw Hill; 2013. p. 197–231.
2. WHO. Global Report on Psoriasis. WHO Library Cataloguing-in-Publication data. Switzerland; 2017.
3. Boham, MP Suling, PL Pandaleke H. Profil psoriasis di poliklinik kulit dan kelamin RSUP Prof.Dr. R. D. Kandoi Manado periode Januari 2013- Desember 2015. *J e-Clinic*. 2016; 4(2):24–8.
4. U AA V, Thaha A, Devi M. Angka Kejadian Psoriasis Vulgaris di poliklinik kulit dan kelamin RSUP dr . Mohammad Hoesin Palembang Periode Agustus 2008 – Juni 2012. 2014;(4):253–8.
5. Karimi M, Brazier J. Health, Health-Related Quality of Life, and Quality of Life: What is the Difference? *Pharmaco economics*. 2016; 34(7):645–9.
6. Garcia-Sanchez L, Montiel-Jarquín AJ, Vazquez-Cruz E, May-Salazar A, Gutierrez-Gabriel I, Loria-Castellanos J. [Quality of life in patients with psoriasis]. *Gac Med Mex*. 2017; 153(2): 185–9.
7. Baumeister, R. F., Campbell, J. D., Krueger, J. I., & Vohs KD. *Rosenberg Self-Esteem Scale*. New York. 1965.
8. Boehncke W-H. Etiology and Pathogenesis of Psoriasis. *Rheum Dis Clin North Am* [Internet]. 2015; 41(4):665–75. Available from: <https://linkinghub.elsevier.com/retrieve/pii/S0889857X15000642>
9. Engler D, Pharmacology B, Pharmacy MC. No Title. 2017; 84(5): 38–42.
10. Kojanova M, Fialova J, Cetkovska P, Gkalpakiotis S, Jircikova J, Dolezal T, et al. Characteristics and risk profile of psoriasis patients included in the Czech national registry BIOREP and a comparison with other registries. *Int J Dermatol*. 2017; 56(4): 428–34.
11. Parisi R, Symmons DPM, Griffiths CEM, Ashcroft DM. Global epidemiology of psoriasis: A systematic review of incidence and prevalence. *J Invest Dermatol* [Internet]. 2013; 133(2): 377–85. Available from: <http://dx.doi.org/10.1038/jid.2012.339>
12. Gurer, MA Adisen E. Psoriasis, GenelBilgiler, Epidemiyoloji. *J Am AcadDermatol*. 2015; 72: 599–605.
13. Ginsburg, IH Link B. Feeling of stigmatization in patients with psoriasis. *J Am Acad Dermatol*. 1989; 20: 53–63.
14. Ermertcan A, Bilac D, Devenci A, Horasan G, Bilac C. The relationship between symptoms and patient characteristics among psoriasis patients. *Indian J Dermatol Venereol Leprol* [Internet]. 2009; 75(5): 551. Available from: <http://www.ijdvl.com/text.asp?2009/75/5/551/55426>
15. Moon, HS Mizara, A McBride S. Psoriasis and Psycho-dermatology. *Dermatol Ther*. 2013; 3(2): 117–30.
16. Leah, SS Carolyn, SD Elizabeth L. Education level, income level and mental health services use in Canada: associations and policy implications. *Heal Policy*. 2007;3(1):96–106.
17. Ustundag, H Demir, N Zengin N. Stomali Hastalardabedenimajive Benlik. *Saygisi Turkiye Klin J Med Sci*. 2007;27:522–7.
18. Kim, WH Cho, YS Yoo H. Quality of life in korean patients with inflammatory bowel diseases: ulcerative colitis, crohn disease and intestinal Behcet's disease. *Int J Color Dis*. 1999;14:52–7.
19. Lorant V. Socioeconomic inequalities in depression: a meta-analysis. *Am J Epidemiol*. 2003; 157: 98–112.
20. Song HJ, Park CJ, Kim TY, Choe YB, Lee SJ, Kim NI, et al. The clinical profile of patients with psoriasis in Korea: A nationwide cross-sectional study (EPI-PSODE). *Ann Dermatol*. 2017; 29(4): 462–70.
21. Pakran, J Riyaz, N Nandakumar G. Determinants of quality of life in psoriasis patients: a cluster analysis of 50 patients. *Indian J Dermatol*. 2011; 56(6): 689–93.
22. Lee, YW Park, EJ Kwon I. Impact of psoriasis on quality of life: relationship between clinical response to therapy and change in health related quality of life. *Ann Dermatol*. 2010;22(4):389–96.

23. Gelfand, JM Feldman, SR Stern R. Determinants of quality of life in patients with psoriasis: a study from the US population. *J Am Acad Dermatol*. 2004; 51: 704–8.
24. Monali, JB Amit, K Steven R. Quality of life in patients with psoriasis. *Heal Qual Life Outcomes*. 2006; 4: 35.
25. Schwandt, A Bergis, D Dapp A. Psoriasis and Diabetes: a Multicenter Study in 222078 Type 2 Diabetes Patients Reveals High Levels of Depression. *J Diabetes Res*. 2015; (10): 1–10.
26. Gyldenlove, M Storgaard, H Holst J. Patients with psoriasis are insulin resistant. *J Am Acad Dermatol*. 2015; 72: 599–605.
27. Ip, W Kirchhof M. Glycemic control in the treatment of psoriasis. *Dermatology*. 2017; 233: 23–9.
28. Singh, S Bhansali A. Randomized placebo control study of insulin sensitizers (Metformin and Pioglitazone) in psoriasis patients with metabolic syndrome (Topical Treatment Cohort). *BMC Dermatol*. 2016; 16: 12.
29. Wu, S Li, WQ Han J. Hypercholesterolemia and risk of incident psoriasis and psoriatic arthritis in US women. *Arthritis Rheumatol*. 2014; 66: 304–10.
30. Yilmaz E, Tamer E, Artüz F, Külçü Çakmak S, Köktürk F. Evaluation of serum uric acid levels in psoriasis vulgaris. *Turkish J Med Sci*. 2017;47(2):531–4.
31. Xin, L Xiao, M Hongshen W. association of serum uric acid levels in psoriasis. *Med*. 2016;95(19).
32. Vasili E, Vargu M, Burazeri G, Hysa K, Cano E, Bezati B. Psoriasis and Diabetes. In: *Inflammatory Diseases - Immunopathology, Clinical and Pharmacological Bases* [Internet]. In Tech; 2012. Available from: <http://www.intechopen.com/books/inflammatory-diseases-immunopathology-clinical-and-pharmacological-bases/psoriasis-and-diabetes>
33. Cohen, AD Weitzman, D Dreier J. Psoriasis and hypertension: a case-control study. *Acta Derm Venereol*. 2010;(90):23–6.
34. Armstrong, AW Harskamp, CT Armstrong E. the association between psoriasis and hypertension: a systemic review and meta-analysis of observational studies. *J Hypertens*. 2013;31:433–42.
35. Takeshita, J Wang, S Shin D. Effect of psoriasis severity on hypertension control. A population-based study in the United Kingdom. *JAMA Dermatol*. 2015;151:161–9.
36. Kimball AB, Guerin A, Latremouille-Viau D, Yu AP, Gupta S, Bao Y, et al. Coronary Heart Disease and Stroke Risk in Patients with Psoriasis: Retrospective Analysis. *Am J Med* [Internet]. 2010;123(4): 350–7. Available from: <http://dx.doi.org/10.1016/j.amjmed.2009.08.022>.
37. Xu, T Zhang Y. Association of psoriasis with stroke and myocardial infarction: meta-analysis of cohort studies. *Br J Dermatol*. 2012;167(6):1345–50.
38. Karne, PP Pawar, SM Bargale A. Study of lipid profile in psoriasis patients. *IJCBR*. 2015;2(1):1–4.
39. Wu, CY Shieh, JJ Liu Y. Association between antidiabetic drugs and psoriasis risk in diabetic patients: results from a nationwide nested case control study in Taiwan. *J Am Acad Dermatol*. 2014;72:123–30.
40. Cohen, AD Dreier, J Shapiro, Y Vidavsky, L Vardy, DA Davidovici, B Meyerovitch J. Psoriasis and diabetes: a population based cross-sectional study 2008. *J Eur Acad Dermatol Venerol*. 2008;22(5):585–9.
41. Sivanesan AR, Daniel SJ. A Study of Psychiatric Morbidity Among Patients with Early-onset Psoriasis. *Int J Sci Study*. 2017;5(3):108–14.
42. Wahl AK, Robinson HS, Langeland E, Larsen MH, Krogstad AL, Moum T. Clinical characteristics associated with illness perception in psoriasis. *Acta Derm Venereol*. 2014;94(3):271–5.
43. Kurd, SK Troxel, AB Crits-Christoph P. The risk of depression, anxiety and suicidality in patients with psoriasis: A population-based cohort study. *Arch Dermatol*. 2010;146(8):891–5.
44. Sivanesan, AR Daniel S. A study of psychiatric morbidity among patients with early-onset psoriasis. *IJSS*. 2017;5(3):108–13.
45. Korman AM, Hill D, Alikhan A, Feldman SR. Impact and management of depression in psoriasis patients. *Expert Opin Pharmacother* [Internet]. 2016;17(2):147–52. Available from: <http://www.tandfonline.com/doi/full/10.1517/14656566.2016.1128894>
46. Ahmed, HU Mohammad, DH Afzal A. Suicide and depression in the World Health

- Organization South-East Asia Region: A systematic Review. WHO South East Asia J Public Heal. 2017;6(1):60–6.
47. Lakuta, P Basista H. Toward a better understanding of social anxiety and depression in psoriasis patients: The role of determinants, mediators and moderators. *J Psychosom Res*. 2017;(94):32–8.
48. Khawaja AR, Bokhari SMA, Rasheed T, Shahzad A, Hanif M, Qadeer F, et al. Disease Severity, Quality of Life, and Psychiatric Morbidity in Patients With Psoriasis With Reference to Sociodemographic, Lifestyle, and Clinical Variables. *Prim Care Companion CNS Disord* [Internet]. 2015;17(3):1–17. Available from: <http://www.psychiatrist.com/PCC/article/Pages/2015/v17n03/14m01629.aspx>
49. Heydendael VMR, De Borgie CAJM, Spuls PI, Bossuyt PMM, Bos JD, De Rie MA. The burden of psoriasis is not determined by disease severity only. *J Invest Dermatol Symp Proc* [Internet]. 2004;9(2):131–5. Available from: <http://dx.doi.org/10.1111/j.1087-0024.2004.09115.x>
50. Raddadi A Al, Jfri A, Samarghandi S, Matury N, Habibullah T, Alfarshoti M, et al. Psoriasis: Correlation between severity index (PASI) and quality of life index (DLQI) based on the type of treatment. *J Dermatology Dermatologic Surg* [Internet]. 2016;20(1):15–8. Available from: <http://linkinghub.elsevier.com/retrieve/pii/S2352241015000456>
51. Bhosle, MJ Kulkarni, A Feldman S. Quality of life in Patients with Psoriasis. *Heal Qual Life Outcomes*. 2006;4(35):1–7.
52. Nazik, H Nazik, S Gul F. Body Image, Self esteem and Quality of Life in Patients with Psoriasis. *Indian Dermatol Online J*. 2017;8(5):343–6.
53. Owczarek K, Jaworski M. Quality of life and severity of skin changes in the dynamics of Psoriasis. *Postep Dermatologii Alergol*. 2016;33(2):102–8.
54. Mattei PL, Corey KC, Kimball AB. Psoriasis Area Severity Index (PASI) and the Dermatology Life Quality Index (DLQI): The correlation between disease severity and psychological burden in patients treated with biological therapies. *J Eur Acad Dermatology Venereol*. 2014;28(3):333–7.
55. Pujol RM, Puig L, Daudén E, Sánchez-Carazo JL, Toribio J, Vanaclocha F, et al. Mental health self-assessment in patients with moderate to severe psoriasis: An observational, multicenter study of 1164 patients in Spain (The VACAP study). *Actas Dermosifiliogr* [Internet]. 2013;104(10):897–903. Available from: <http://dx.doi.org/10.1016/j.ad.2013.04.014>
56. Judtih, AB Friedrich A. Psoriasis, Addiction, and personality. *Arch Dermatol*. 2011;147(8):988.
57. Kabat-Zinn J, Wheeler E, Light T, Skillings A, Scharf MJ, Croyley TG, et al. Influence of a mindfulness meditation-based stress reduction intervention on rates of skin clearing in patients with moderate to severe psoriasis undergoing phototherapy (UVB) and photochemotherapy (PUVA). *Psychosom Med*. 1998;60(5):625–32.
58. Fortune DG, Richards HL, Kirby B, Bowcock S, Main CJ, Griffiths CEM. A cognitive-behavioural symptom management programme as an adjunct in psoriasis therapy. *Br J Dermatol*. 2002;146(3):458–65.