



# Source details

## Annals of Medicine and Surgery

Scopus coverage years: from 2012 to 2022

Publisher: Elsevier

E-ISSN: 2049-0801

Subject area: Medicine: Surgery

Source type: Journal

- [View all documents >](#)
- [Set document alert](#)
- [Save to source list](#)
- [Source Homepage](#)

CiteScore 2021

**1.4**



SJR 2021

**0.373**



SNIP 2021

**0.965**



[CiteScore](#) [CiteScore rank & trend](#) [Scopus content coverage](#)

### i Improved CiteScore methodology ✕

CiteScore 2021 counts the citations received in 2018-2021 to articles, reviews, conference papers, book chapters and data papers published in 2018-2021, and divides this by the number of publications published in 2018-2021. [Learn more >](#)

### CiteScore 2021 ▼

$$1.4 = \frac{2,710 \text{ Citations } 2018 - 2021}{1,918 \text{ Documents } 2018 - 2021}$$

Calculated on 05 May, 2022

### CiteScoreTracker 2022 ⓘ

$$1.6 = \frac{5,345 \text{ Citations to date}}{3,335 \text{ Documents to date}}$$

Last updated on 05 February, 2023 • Updated monthly

### CiteScore rank 2021 ⓘ

Category	Rank	Percentile
Medicine		
└ Surgery	#266/469	43rd

[View CiteScore methodology >](#) [CiteScore FAQ >](#) [Add CiteScore to your site](#)

---

## About Scopus

[What is Scopus](#)

[Content coverage](#)

[Scopus blog](#)

[Scopus API](#)

[Privacy matters](#)

## Language

[日本語版を表示する](#)

[查看简体中文版本](#)

[查看繁體中文版本](#)

[Просмотр версии на русском языке](#)

## Customer Service

[Help](#)

[Tutorials](#)

[Contact us](#)

---


## ELSEVIER

[Terms and conditions](#) ↗ [Privacy policy](#) ↗

Copyright © Elsevier B.V. ↗. All rights reserved. Scopus® is a registered trademark of Elsevier B.V.

We use cookies to help provide and enhance our service and tailor content. By continuing, you agree to the use of cookies ↗.





## Level up your tech skills— and your take-home pay

Try for free


### Build lasting tech skills

Brand-new tech skills. Brighter career outlook.

Pluralsight [Learn More >](#)

## Annals of Medicine and Surgery

COUNTRY	SUBJECT AREA AND CATEGORY	PUBLISHER	H-INDEX
<p>Netherlands</p> <ul style="list-style-type: none"> <li>Universities and research institutions in Netherlands</li> <li>Media Ranking in Netherlands</li> </ul>	<p>Medicine</p> <ul style="list-style-type: none"> <li>Medicine (miscellaneous)</li> <li>Surgery</li> </ul>	Elsevier BV	30
PUBLICATION TYPE	ISSN	COVERAGE	INFORMATION
Journals	20490801	2012-2021	<p><a href="#">Homepage</a></p> <p><a href="#">How to publish in this journal</a></p> <p><a href="mailto:annalsjournal@elsevier.com">annalsjournal@elsevier.com</a></p>



**DO THIS  
TWICE  
A DAY TO  
PROTECT  
YOUR SKIN  
FROM SIGNS  
OF AGING**

**IJSRT Paper Publishing**

Submit Research Paper

High Impact Factor, Top Indexing, 100+ Universities, 500+ Paper Publications.

[ijsrt.com](http://ijsrt.com) [Go](#)

### SCOPE

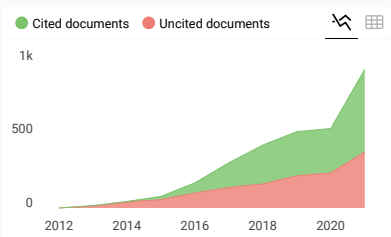
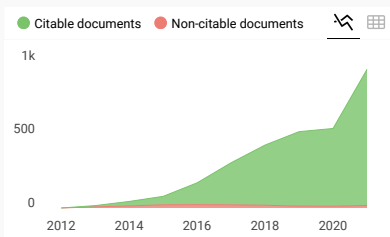
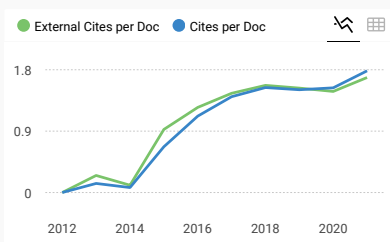
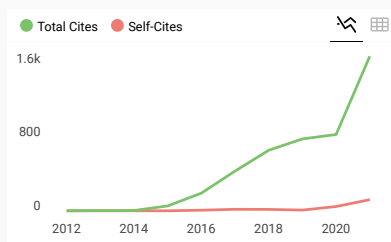
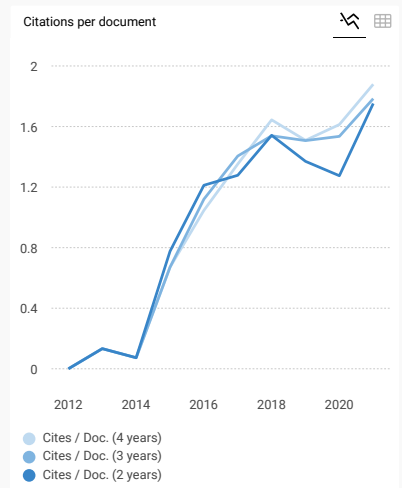
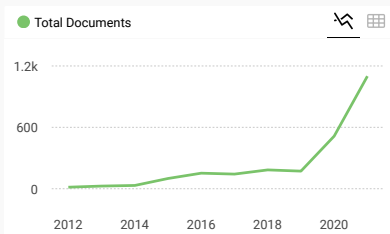
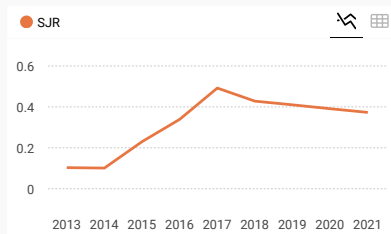
Annals of Medicine and Surgery is an online-only, peer-reviewed open access journal with a global outlook and focus on those training in medicine and surgery (postgraduate and undergraduate). AMS contains a mix of original clinical and basic science research, reviews, editorials, commentary, perspectives, debate, opinion, case reports and journal club reports. The journal crosses the whole disease spectrum of medicine and surgery but does also have a special focus on the following areas: -Patient safety- Human factors, teamwork, communication and professionalism- Quality improvement science and practice- Evidence based medicine- Implementation science – clinical evidence into practice- Leadership and management- Medical education, teaching, and training- Public and global health- Healthcare policy, delivery, commissioning, and resource management- Use of technology and health informatics- Clinical ethics and medical law- Research and innovation – bedside to bench and back again – including applications like personalised medicine.

 Join the conversation about this journal

FIND SIMILAR JOURNALS

options

<p>1 <b>International Journal of Surgery</b> NLD</p> <p><b>80%</b> similarity</p>	<p>2 <b>International Journal of Surgery Open</b> GBR</p> <p><b>73%</b> similarity</p>	<p>3 <b>International Journal of Surgery Case Reports</b> NLD</p> <p><b>67%</b> similarity</p>	<p>4 <b>BMC Surgery</b> GBR</p> <p><b>61%</b> similarity</p>	<p>5 <b>Acta Chirurgica Belgica</b> GBR</p> <p><b>59%</b> similarity</p>
---	--	--	--	--



Annals of Medicine and Surgery

← Show this widget in your own website

Q3  
Medicine (miscellaneous)  
best quartile

SJR 2021  
0.37

Just copy the code below and paste within your html code:

```
<a href="https://www.scim" data-bbox="195 945 295 955">
```

powered by scimagojr.com

SCImago Graphica

Explore, visually communicate and make sense of data with our **new data visualization tool.**





## Cross-sectional Study

## Correlation of inflammatory cytokines on corrected QT interval in rifampicin-resistant tuberculosis patients

Tutik Kusmiati<sup>a,b,\*</sup>, Ni Made Mertaniasih<sup>c</sup>, Johanes Nugroho Eko Putranto<sup>d</sup>, Budi Suprapti<sup>e</sup>, Soedarsono<sup>b</sup>, Nadya Luthfah<sup>d</sup>, Winariani Koesoemoprodjo<sup>b</sup>, Aryani Prawita Sari<sup>b</sup><sup>a</sup> Doctoral Program of Medical Science, Faculty of Medicine, Universitas Airlangga, Surabaya, Indonesia<sup>b</sup> Department of Pulmonology and Respiratory Medicine, Faculty of Medicine, Universitas Airlangga – Dr. Soetomo General Academic Hospital, Surabaya, Indonesia<sup>c</sup> Department of Clinical Microbiology, Faculty of Medicine, Universitas Airlangga, Surabaya, Indonesia<sup>d</sup> Department of Vascular and Cardiology Medicine, Faculty of Medicine, Universitas Airlangga – Dr. Soetomo General Academic Hospital, Surabaya, Indonesia<sup>e</sup> Faculty of Pharmacy, Universitas Airlangga – Universitas Airlangga Teaching Hospital, Surabaya, Indonesia

## ARTICLE INFO

## Keywords:

IL-1 $\beta$   
IL-6  
RR-TB  
TNF- $\alpha$   
QTc prolongation

## ABSTRACT

**Background:** The cases of Rifampicin-Resistant Tuberculosis (RR-TB) in our country have increased every year and RR-TB deaths are thought to be caused by prolongation of the QTc interval due to side effects of anti-tuberculosis drugs. Thus, cytokines are needed to be used as early markers of prolongation of the QTc interval in RR-TB patients.

**Objective:** This study aims to analyze the correlation of inflammatory cytokines on QTc interval in RR-TB patients who received shorter regimens.

**Methods:** This study uses a case-control study with a time series conducted in the period September 2019 to February 2020 in one of the referral hospitals for Tuberculosis in Indonesia. Cytokines levels from blood samples were measured using the ELISA method, while QTc intervals were automatically recorded using an electrocardiography machine. The statistical analysis used was the Chi-square test, Man Whitney test, Independence t-test, and Spearman-rank test with  $p < 0.05$ .

**Results:** There was no significant correlation between inflammatory cytokines and QTc prolongation in intensive phase which TNF- $\alpha$  value (6.8 pg/ml;  $r = 0.207$ ;  $p = 0.281$ ), IL-1 $\beta$  (20.13 pg/ml;  $r = 0.128$ ;  $p = 0.509$ ), and IL-6 (43.17 pg/ml;  $r = -0.028$ ;  $p = 0.886$ ). Meanwhile, in the continuation phase, the values for TNF- $\alpha$  (4.79 pg/ml;  $r = 0.046$ ;  $p = 0.865$ ), IL-1 $\beta$  (7.42 pg/ml;  $r = -0.223$ ;  $p = 0.406$ ), and IL-6 (40.61 pg/ml;  $r = -0.147$ ;  $p = 0.586$ ).

**Conclusion:** inflammatory cytokines (TNF- $\alpha$ , IL-1 $\beta$ , and IL-6) cannot be used to identify QTc interval prolongation in RR-TB patients who received shorter regimens.

## 1. Introduction

The emergence and continuing spread of *Mycobacterium tuberculosis* strains that are resistant to anti-tuberculosis drugs is a worldwide difficult challenge for global tuberculosis (TB) control, despite the availability of therapies to treat TB. The presence of drug resistance is associated with poor treatment management. In 2020, the World Health Organization (WHO) reported 465,000 cases of rifampicin-resistant tuberculosis (RR-TB) with treatment success rates of 57% [1]. The

combination of second-line anti-TB drugs to treat drug-resistant tuberculosis (DR-TB) is more toxic and leads to adverse effects. Some adverse effects can be life-threatening. Poor adverse effects management is associated with non-adherence to treatment and result in morbidity and mortality. Baseline evaluation and monitoring during treatment are essential to prevent adverse effects from becoming serious [2].

Multidrug-resistant/rifampicin-resistant (MDR/RR) TB requires treatment with second-line drugs, including several potential QT-prolonging drugs caused by toxic effects [3]. The incidence of QTc

**Abbreviations:** RR-TB, Rifampicin-Resistant Tuberculosis; TB, tuberculosis; WHO, World Health Organization; MDR, multidrug resistance; BMI, Body mass index; TNF- $\alpha$ , Tumor necrosis factor alpha; IL-1 $\beta$ , interleukin-1 $\beta$ ; IL-6, interleukin 6; K, Potassium; Ca, Calcium.

\* Corresponding author. Doctoral Program of Medical Science, Faculty of Medicine, Universitas Airlangga, Jl. Mayjend Prof. Dr. Moetopo No. 6 – 8, Airlangga, Gubeng, Surabaya, East Java, 60286, Indonesia.

E-mail address: [tut.kusmiati@gmail.com](mailto:tut.kusmiati@gmail.com) (T. Kusmiati).

<https://doi.org/10.1016/j.amsu.2021.102862>

Received 26 July 2021; Received in revised form 12 September 2021; Accepted 13 September 2021

Available online 14 September 2021

2049-0801/© 2021 The Authors. Published by Elsevier Ltd on behalf of IJS Publishing Group Ltd. This is an open access article under the CC BY-NC-ND license

(<http://creativecommons.org/licenses/by-nc-nd/4.0/>).

interval prolongation has been reported in DR-TB patients who received shorter regimens. The incidence of  $\Delta\text{QTc} > 30$  ms and  $\Delta\text{QTc} > 60$  ms were experienced by 21/98 (21.4%) and 10/98 (10.2%) patients, respectively [4]. A study in 108 DR-TB patients on the shorter treatment regimens reported 20 patients experienced moderate QTc prolongation and 31 patients experienced severe QTc prolongation [5]. Prolongation of heart rate-corrected QT interval (QTc) is a serious adverse effect that potentially increases the risk of torsade de pointes and independently predicts sudden death in the general population [6].

Many strategies have been used to monitor the treatment safety and minimize the unfavorable outcomes of MDR/RR-TB treatment, including the implementation of electrocardiography (ECG) to monitor the treatment safety when several QT-prolonging drugs are used [7]. The use of inflammatory cytokines may be useful in the detection or to predict QTc prolongation. Inflammatory cytokines such as tumor necrosis factor- $\alpha$  (TNF- $\alpha$ ), interleukin-6 (IL-6), and interleukin-1 (IL-1) have been known to induce profound changes in potassium and calcium channels resulting in prolongation of cardiomyocyte action potential duration (APD) [8]. A significant association between inflammation and QTc prolongation has been reported, especially the involvement of TNF- $\alpha$  in the pathology of abnormally prolonged QT-time [9].

The study conducted by Adlan et al. indicates that demonstrated the positive association of inflammatory cytokines (TNF- $\alpha$ , IL-1 $\beta$ , IL-6, IL-10) and QT interval in patients with rheumatoid arthritis [6]. A close association between systemic inflammation and QTc interval has been also reported. The use of anti-IL-6 receptor was associated with a rapid and significant reduction of QTc interval, and shortening of QTc interval associated with decreases in circulating level TNF- $\alpha$  in RA patients [8]. Evidence from RA patients suggested that inflammatory cytokines of TNF- $\alpha$ , IL-1 $\beta$ , and IL-6 are associated with QTc interval, but this association is still unknown in DR-TB patients. This study investigated the association between inflammatory cytokines with QTc interval in DR-TB patients who received shorter regimens.

## 2. Materials and methods

### 2.1. Participants

Participants in this study were rifampicin-resistant tuberculosis (RR-TB) who were undergoing treatment in a hospital. The inclusion criteria in participants such as patients diagnosed with RR-TB using molecular rapid test using GeneXpert MTB/RIF, aged 18–65 years, and receiving treatment with shorter regimens (intensive or continuation phases). The exclusion criteria in this study are patients who have any risk factors for QTc prolongation such as baseline QTc  $> 500$  ms, potassium  $< 3.5$  mmol/L, magnesium  $< 1.7$  mmol/L, calcium  $< 8$  mmol/L, creatinine clearance  $< 30$  cc/m, aspartate aminotransferase – alanine aminotransferase (AST-ALT)  $> 5$ x upper limit normal (ULN), body mass index (BMI)  $< 18$  kg/m<sup>2</sup>, on anti-arrhythmia therapy, on anti-depressant therapy, with bradycardia, on anti-fungal treatment (azoles), on erythromycin therapy, and phenytoin therapy [3,8,10,11]. Participants or guardians get an explanation regarding the purpose of the research and those who are willing to participate in the research consciously and without coercion fill out the consent form.

### 2.2. Ethical approval

We have conducted an ethical approval base on the Declaration of Helsinki with registration research at the Health Research Ethics Committee in the Dr. Soetomo General Academic Hospital, Surabaya, Indonesia (1444/KEPK/VIII/2019).

### 2.3. Study design

A case-control study with a time-series design was conducted from September 2019 to February 2020 in one of the referral hospitals for TB

in Indonesia. The number of participants in this study was 45 TB patients who were obtained by consecutive sampling method. Participants were divided into 2 groups, such as the intensive phase ( $n = 29$ ) and the continuation phase ( $n = 16$ ). This study was reported by the Strengthening the Reporting of Cohort Studies in Surgery (STROCSS) 2019 guideline [12]. RR-TB is defined as TB resistant to rifampicin according to a molecular rapid test using GeneXpert MTB/RIF (Cepheid, Sunnyvale, CA, USA) [13,14]. RR-TB patients who are on intensive phase were defined as RR-TB patients who are diagnosed with RR-TB and start intensive phase of treatment with shorter regimens. RR-TB patients on the continuation phase of shorter regimens were defined as RR-TB patients who have culture conversion. Standardized shorter regimens were as recommended by the WHO in 2016 [15,16].

### 2.4. Measurement of inflammatory cytokines levels

Samples of venous blood were taken from each participant and put into EDTA serum tubes. All samples were stored in a deep freezer with a temperature of  $-80$  °C. After the sample is complete, all samples were put at room temperature for 2 h or at 4 °C for a night. Storage at low temperatures inhibits the process of glycolysis so that the components in the blood do not change during the first 5–6 h of storage [17]. Blood samples of patients were centrifuged at 3000 rpm for 5–10 min in 10 ml sterile tubes to separate the blood plasma and serum. The inflammation cytokines levels were measured using the ELISA kit supplied by Diaclone (Besoncon Cedex, France).

### 2.5. QTc interval calculation

Twelve-lead electrocardiograms were recorded at a 25 mm/s paper speed using an automated ECG machine merc BLT E30 (Guangdong Biolight Meditech, China). The means of the QT intervals and R-R intervals were obtained by measuring the QT intervals and R-R intervals of three consecutive beats in each lead. The computer program uses successive R-R intervals between all ventricular muscle depolarization (QRS complexes) to calculate the mean heart rate within the recorded period. QTc interval prolonging was calculated using the Fridericia formula [3,11,18].

Fridericia formula is a formula recommended by the U.S. Food and Drug Administration (FDA) for clinical trials on drug safety. Fridericia formula calculation is  $\text{QTc} = \text{QT}/[\text{R} - \text{R}]^{1/3}$  [19,20].

### 2.6. Statistical analysis

Participant characteristics data were analyzed using the chi-square test and the t-independent or Mann-Whitney test based on the distribution of data which was calculated using the Shapiro Wilk test. All obtained data, including the levels of inflammatory cytokines (TNF- $\alpha$ , IL-1 $\beta$ , and IL-6) and QTc interval were analyzed. Statistical analysis was performed with SPSS 21.0 software (IBM Corp., Armonk, NY, USA). The analysis used to find the correlation between inflammatory cytokines and QTc interval in the intensive phase group and continuation phase group is the Spearman rank test. The correlation was considered as significant statistically if  $p$ -value  $< 0.05$ .

## 3. Results

### 3.1. Characteristics of participant

29 RR-TB patients on intensive phase (64%) and 16 RR-TB patients on continuation phase (36%) were included in this study. The average age of the participants was  $37.71 \pm 13.55$  years with a median value of 41.00 (18.00–62.00) years. There was a difference in the mean age in the intensive phase group ( $37.03 \pm 13.76$  years) and the continuation phase group ( $38.94 \pm 13.51$  years;  $p = 0.569$ ). Similar conditions were found in the participant's BMI value, which in the intensive phase group was

21.90 ± 3.55 m/kg<sup>2</sup> and the group continuation phase was 21.08 ± 3.66 m/kg<sup>2</sup> ( $p = 0.530$ ). Meanwhile, the average BMI of participants was 21.61 ± 3.57 m/kg<sup>2</sup> with a median value of 20.28 (18.03–28.65) m/kg<sup>2</sup> (Table 1).

Significant differences between the intensive and continuation phases were found in potassium (4.30 ± 0.45 vs. 3.97 ± 0.41 mmol/l; CI 0.056–0.606;  $p = 0.019$ ) and calcium levels (9.03 ± 0.46 vs. 8.68 ± 0.20 mg/dl; CI 0.109–0.602;  $p = 0.001$ ). There was a decrease in potassium and calcium levels in the continuation phase (Table 1). The average potassium level of participants was 4.18 ± 0.46 mmol/l with a median value of 4.2 (3.5–5.5) mmol/l and the average value of calcium participants was 8.90 ± 0.42 mg/dl with a median value of 8.90 (8.10–9.80) mg/dl. Most of the participants were male as many as 23 participants (51.10%). In the intensive phase, most of the participants were male (16 participants; 55.20%) and in the continuation phase, the majority were women (9 participants; 56.3%;  $p = 0.463$ ). Some participants have diabetes mellitus as many as 19 participants which in the intensive phase as many as 14 participants (48.30%) and in the continuation phase as many as 5 participants (31.30%;  $p = 0.268$ ).

### 3.2. Correlation of inflammatory cytokines on QTc interval

The inflammatory cytokines participant values were such as TNF- $\alpha$  was 8.73 ± 9.80 pg/ml, IL-1 $\beta$  was 48.68 ± 109.49 pg/ml, and IL-6 was 125.04 ± 253.80 pg/ml. The significant difference in cytokine values between the intensive phase and continuation phase was found in the IL-1 $\beta$  value (62.78 ± 132.64 vs. 23.14 ± 35.25 pg/ml;  $p = 0.040$ ). Meanwhile, TNF- $\alpha$  (9.05 ± 9.21 vs 8.15 ± 11.09 pg/ml;  $p = 0.530$ ) and IL-6 (166.44 ± 308.99 vs 49.98 ± 37.34 pg/ml;  $p = 0.447$ ). There is no significant difference between the intensive phase and the continuation phase. A significant difference was found in the value of QTc intervals, which in the intensive phase was 417.28 ± 31.22 ms and in the continuation phase was 455.94 ± 16.64 ms (CI -55.648 to -21.675;  $p < 0.001$ ; Table 1). The mean value of QTc intervals prolonging participants was 431.02 ± 32.64 ms with a median value of 433.00 (352.00–476.00) ms.

Our study suggests that levels of TNF- $\alpha$ , IL-1 $\beta$ , and IL-6 have no significant correlation with QTc interval in RR-TB patients, both in the intensive phase and continuation phase. There is no significant correlation between inflammatory cytokines and QTc interval in the intensive phase which statistical analysis results show such as TNF- $\alpha$  ( $r = 0.207$ ;  $p = 0.281$ ), IL-1 $\beta$  ( $r = 0.128$ ;  $p = 0.509$ ), and IL-6 ( $r = -0.028$ ;  $p = 0.886$ ). Meanwhile, in the continuation phase such as TNF- $\alpha$  ( $r = 0.046$ ;  $p = 0.865$ ), IL-1 $\beta$  ( $r = -0.223$ ;  $p = 0.406$ ), and IL-6 ( $r = -0.147$ ;  $p = 0.586$ ). The same condition was found in the K and Ca analysis of the QTc interval which in the intensive phase the value of K levels ( $r = -0.142$ ;  $p = 0.461$ ) and Ca level ( $r = 0.127$ ;  $p = 0.510$ ) while in the continuation phase the value of K levels was obtained ( $r = 0.323$ ;  $p = 0.223$ ) and Ca

**Table 1**  
Characteristics of participant.

Characteristics	RR-TB patients		<i>p</i>
	Intensive phase (n = 29)	Continuation phase (n = 16)	
Age (years)	37.03 ± 13.76	38.94 ± 13.51	0.569
BMI (m/kg <sup>2</sup> )	21.90 ± 3.55	21.08 ± 3.66	0.530
Potassium (mmol/l)	4.30 ± 0.45	3.97 ± 0.41	0.019*
Calcium (mg/dl)	9.03 ± 0.46	8.68 ± 0.20	0.001*
TNF- $\alpha$ (pg/ml)	9.05 ± 9.21	8.15 ± 11.09	0.530
IL-1 $\beta$ (pg/ml)	62.78 ± 132.64	23.14 ± 35.25	0.040*
IL-6 (pg/ml)	166.44 ± 308.99	49.98 ± 37.34	0.477
QTc interval (ms)	417.28 ± 31.22	455.94 ± 16.64	<0.001**

Note: BMI = Body mass index; TNF- $\alpha$  = Tumor necrosis factor alpha; IL-1 $\beta$  = interleukin-1 $\beta$ ; IL-6 = interleukin 6; \*significant  $p < 0.05$ ; \*\*significant  $p < 0.001$ .

levels ( $r = 0.312$ ;  $p = 0.239$ ; Table 2).

There was no significant correlation between levels of inflammatory cytokines (TNF- $\alpha$ , IL-1 $\beta$ , and IL-6) on QTc interval prolonging in the participant. The distribution of levels of inflammatory cytokines and QTc interval prolongation were not found to be correlated between the two variables (Fig. 1).

## 4. Discussions

Proinflammatory cytokines, including TNF- $\alpha$ , IL-1 $\beta$ , and IL-6 have been well known to have an important role in the host response against *Mycobacterium tuberculosis* infection. TNF- $\alpha$  is an important component of the immune response to TB and is also involved in granuloma formation. IL-1 $\beta$ , which is produced by macrophages and monocytes, has a role in the early stages of antimycobacterial immune response and protects the tissue by activating epithelial antimicrobial peptides [21]. IL-1 $\beta$  does not kill directly *Mycobacterium tuberculosis*, rather IL-1 $\beta$  is induced during infection and is primarily produced by monocytes, macrophages, and dendritic cells. IL-1 signals through the IL-1R1 receptor present on several cells including endothelial cells, monocytes, macrophages, and T lymphocytes. IL-1 $\beta$  is capable of inducing the expression of the neutrophil recruiting cytokine IL-17. Further, the underlying function of IL-1 in *Mycobacterium tuberculosis* appears to be in regulating type I IFN function and helping to maintain the balance between sufficient phagocytes to mediate control of the intracellular pathogen while inhibiting the over recruitment of permissive macrophages mediated by type I IFN [22]. IL-6 is a pleiotropic proinflammatory cytokine. IL-6 is essential for the development of an optimal T-cell response, and a requirement in host resistance to *Mycobacterium tuberculosis* infection [21,22].

In our study, the higher levels of cytokines in the early stage of treatment (intensive phase) are due to a higher inflammation process caused by *Mycobacterium tuberculosis* infection. High levels of IL-6 were observed in TB patients. Infection by *Mycobacterium tuberculosis* also results in the appearance of a strong inflammatory cell-mediated immune response and increased TNF- $\alpha$  levels. Cytokines of TNF- $\alpha$ , IL-1 $\beta$ , and IL-6 are expressed and released at the site of disease after the interaction between T lymphocytes and infected macrophages when *Mycobacterium tuberculosis* invades the lungs [21].

Correlation analysis using Spearman-rho indicates that inflammatory cytokines of TNF- $\alpha$ , IL-1 $\beta$ , and IL-6 did not correlate with QTc interval in RR-TB patients, both in the intensive phase and continuation phase. A previous study in the elderly general population reported a significant correlation of TNF- $\alpha$  and abnormally prolonged QT-time (APTQ) in women, while IL-6 was not significantly related with (APQT) [9]. Another study in patients who experienced TdP reported different results. Systemic inflammation via elevated IL-6 levels was suggested as a novel QT-prolonging risk factor contributing to TdP occurrence, while TNF- $\alpha$  and IL-1 were not correlated with QT prolongation [8].

Potassium and calcium were not correlated with QTc interval,

**Table 2**  
Correlation of inflammatory cytokines on prolonging QTc intervals in RR-TB patients.

QTc Interval	Intensive phase		Continuation phase	
	<i>r</i>	<i>p</i>	<i>r</i>	<i>P</i>
TNF- $\alpha$ (pg/mL)	0.207	0.281	0.046	0.865
IL-1 $\beta$ (pg/mL)	0.128	0.509	-0.223	0.406
IL-6 (pg/mL)	-0.028	0.886	-0.147	0.586
K (mmol/l)	-0.142	0.461	0.323	0.223
Ca (mg/dl)	0.127	0.510	0.312	0.239

Note: TNF- $\alpha$  = Tumor necrosis factor alpha; IL-1 $\beta$  = interleukin-1 $\beta$ ; IL-6 = interleukin 6; K = Potassium; Ca = Calcium; \*significant  $p < 0.05$ ; \*\*significant  $p < 0.001$ .

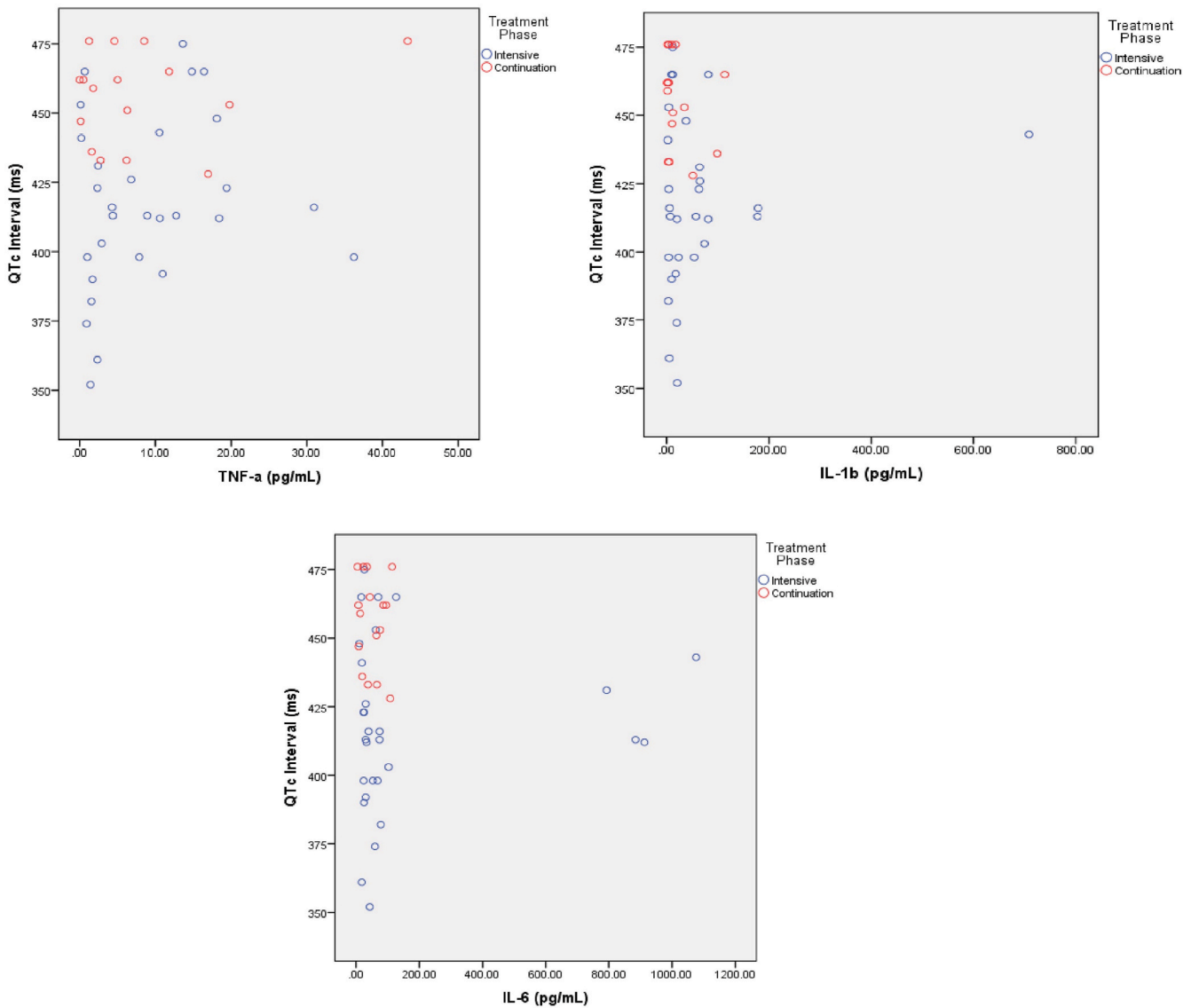


Fig. 1. Scatter plot of inflammatory cytokines (TNF- $\alpha$ , IL-1 $\beta$ , and IL-6) and QTc interval in RR-TB patients.

because RR-TB patients with low potassium and calcium levels have been excluded in this study. This exclusion intends to minimize the influence of other variables on the QTc interval. A previous study stated that inflammatory cytokines (TNF- $\alpha$ , IL-1, IL-6) were considered to correlate with QTc prolongation. Cytokines induced profound changes in potassium and calcium channels resulting in prolongation of cardiomyocyte action potential duration (APD) and increased susceptibility to re-entrant ventricular arrhythmias. TNF- $\alpha$  prolongs APD by reducing potassium currents (the transient outward [Ito], and the rapid [Ikr], and slow [Ikr], components of the delayed rectifier currents), while IL-1 and IL-6 by enhancing the L-type calcium current (ICaL) [8]. TNF- $\alpha$  system was found to influence calcium and potassium channels affecting QT time [9]. Inflammatory activation profoundly impacts the electrophysiological properties of cardiomyocytes via multiple effects, resulting in a prolongation of APD, and thereby of the QTc on ECG. The key mediators seem to be inflammatory cytokines (particularly TNF- $\alpha$ , IL-6, IL-1 $\beta$ ), which may affect the myocardium either directly, by modulating specific ion channels critically involved in APD, and indirectly, by increasing central nervous system sympathetic drive on the heart [7,8].

Inflammation plays a central role in many cardiovascular diseases, including heart failure, myocardial infarction, arrhythmias, pericarditis, myocarditis, and sepsis-induced cardiomyopathy [23]. A cohort study of

112 RA patients reported a significant correlation between inflammatory cytokines (TNF- $\alpha$ , IL-1 $\beta$ , IL-6) and QTc interval [6]. Patients with connective tissue diseases, positive anti-RO/SSA, and long QTc intervals were found to have significantly higher levels of IL-1 $\beta$  [24]. Increased proinflammatory interleukin-6 (IL-6) levels are associated with acquired long QT syndrome (LQTS) in patients with systemic inflammation. A previous study demonstrated that IL-6 inhibition of IKr and the resulting prolongation of APD has mediated via IL-6R and Janus kinase (JAK) pathway activation and forms the basis for the observed clinical QT interval prolongation [25].

The distribution of cytokines (TNF- $\alpha$ , IL-1 $\beta$ , and IL-6) and QTc intervals prolonging were no correlation. Cytokine levels decreased in the continuation phase (although only IL-1 $\beta$  indicates significance). Conversely, the QTc interval increased significantly in the continuation phase. These results suggested that inflammatory cytokines did not play any role on QTc intervals in RR-TB patients. This was different from a cohort study in the UK, which suggested a lower inflammatory burden may protect against QTc prolongation in patients with rheumatoid arthritis (RA) [6]. Another study also reported the possible contribution of IL-1 $\beta$  in modulating susceptibility to QTc prolongation after cardiac surgery [26].

Other factors such as medication possibly contribute to QTc interval



in our study. RR-TB in continuous phase patients taking moxifloxacin is suspected of having a prolonged QTc interval. Serums of QT-prolonging drugs may accumulate more and longer in the continuation phase could increase QTc interval. A study of the linear pharmacokinetic-pharmacodynamic model reported a 1.5 ms increase in QTc was observed for every 1  $\mu$ M increase in free systemic exposure of moxifloxacin [27]. Another study stated that QT prolongation correlates with increases in TNF- $\alpha$ , IL-1 $\beta$ , and IL-6. Pro-inflammatory cytokines cause QT prolongation by acting through stimulation of reactive oxygen species (ROS), and then ceramides, while QT-prolonging agents were considered to bypass the initial steps of this pathway and directly affect ceramides [28].

Tuberculosis is a very common problem in developing countries, and treatment-related complications are common and sometimes underrated and this study will aid the physicians to be aware of common and uncommon but life-threatening side effects of anti-tuberculosis treatment So well written and nicely organized.

## 5. Conclusion

Our study suggested that inflammatory cytokines (TNF- $\alpha$ , IL-1 $\beta$ , and IL-6) do not correlate with QTc intervals, and could not be used to identify QTc prolongation in RR-TB patients who received shorter regimens. Other markers other than TNF- $\alpha$ , IL-1 $\beta$ , and IL-6 may need to be explored for early detection of the risk of QTc prolongation in RR-TB patients.

## Ethical approval

We have conducted an ethical approval base on Declaration of Helsinki at Ethical Committee in Dr. Soetomo General Academic Hospital, Surabaya, Indonesia.

## Sources of funding

None.

## Author contribution

All authors contributed toward data analysis, drafting and revising the paper, gave final approval of the version to be published and agree to be accountable for all aspects of the work.

## Registration of research studies

- 1.Name of the registry: Health Research Ethics Committee in the Dr. Soetomo General Academic Hospital, Surabaya, Indonesia.
- 2.Unique identifying number or registration ID: 1444/KEPK/VIII/2019.
- 3.Hyperlink to your specific registration (must be publicly accessible and will be checked): .

## Guarantor

Tutik Kusmiati.

## Consent

Written informed consent was obtained from the patient.

## Provenance and peer review

Not commissioned, externally peer-reviewed.

## Declaration of competing interest

The authors declare that they have no conflict of interest.

## Acknowledgment

The authors thank Fis Citra Ariyanto for editing and proofing assistance.

## References

- [1] M.B. Souleymane, A. Piubello, I.M. Lawan, S. Hassane-Harouna, M.M. Assao-Neino, A. Soumana, et al., High rifampicin-resistant TB cure rates and prevention of severe ototoxicity after replacing the injectable by linezolid in early stage of hearing loss, *Eur. Respir. J.* 57 (1) (2021), <https://doi.org/10.1183/13993003.02250-2020>.
- [2] G. Ramachandran, S. Swaminathan, Safety and tolerability profile of second-line anti-tuberculosis medications, *Drug Saf.* 38 (3) (2015) 253–269, <https://doi.org/10.1007/s40264-015-0267-y>.
- [3] I. Monedero-Recuero, L. Hernando-Marrupe, A. Sánchez-Montalvá, V. Cox, M. Tommasi, J. Furin, et al., QTc and anti-tuberculosis drugs: a perfect storm or a tempest in a teacup? Review of evidence and a risk assessment, *Int. J. Tubercul. Lung Dis. : Off. Int. Union Against Tubercul. Lung Dis.* (2018), <https://doi.org/10.5588/ijtld.18.0423>.
- [4] T. Kusmiati, N.M. Mertaniasih, J.N.E. Putranto, B. Suprapti, D.P.A. Krisdanti, Y.D. S. Kusumastri, et al., Factors that contribute to the QTc interval prolongation in DR-TB patients on STR regimen, *Indian J. Foren. Med. Toxicol.* 15 (1) (2021), <https://doi.org/10.37506/ijfmt.v15i1.13641>, 1605-12.
- [5] T. Kusmiati, Y.D. Suci, K.P. Dewi, Soedarsono, QTc interval prolongation in drug resistant-tuberculosis patients treated with shorter treatment regimen, *Med. Leg. Update* 21 (2) (2021) 1208–1215, <https://doi.org/10.37506/mlu.v21i2.2855>.
- [6] A.M. Adlan, Inflammation and heart rate-corrected QT interval: evidence for a potentially reversible cause of sudden death in patients with rheumatoid arthritis? *J. Rheumatol.* 45 (12) (2018) 1609–1610, <https://doi.org/10.3899/jrheum.180921>.
- [7] S. Katrak, P. Lowenthal, R. Shen, L. True, L. Henry, P. Barry, Bedaquiline for multidrug-resistant tuberculosis and QTc prolongation in California, *J. Clin. Tubercul. other Mycobacterial Dis.* 23 (2021), 100216, <https://doi.org/10.1016/j.jctube.2021.100216>.
- [8] P.E. Lazzarini, F. Laghi-Pasini, I. Bertolozzi, G. Morozzi, S. Lorenzini, A. Simpatico, et al., Systemic inflammation as a novel QT-prolonging risk factor in patients with torsades de pointes, *Heart (Br. Cardiac Soc.)* 103 (22) (2017) 1821–1829, <https://doi.org/10.1136/heartjnl-2016-311079>.
- [9] D. Medenwald, J.A. Kors, H. Loppnow, J. Thiery, A. Kluttig, S. Nuding, et al., Inflammation and prolonged QT time: results from the cardiovascular disease, living and ageing in halle (CARLA) study, *PloS One* 9 (4) (2014), e95994, <https://doi.org/10.1371/journal.pone.0095994>.
- [10] S. Nachimuthu, M.D. Assar, J.M. Schussler, Drug-induced QT interval prolongation: mechanisms and clinical management, *Therapeut. Adv. Drug Saf.* 3 (5) (2012) 241–253, <https://doi.org/10.1177/2042098612454283>.
- [11] E. Harausz, H. Cox, M. Rich, C.D. Mitnick, P. Zimetbaum, J. Furin, QTc prolongation and treatment of multidrug-resistant tuberculosis, *Int. J. Tubercul. Lung Dis. : Off. Int. Union Against Tubercul. Lung Dis.* 19 (4) (2015) 385–391, <https://doi.org/10.5588/ijtld.14.0335>.
- [12] R. Agha, A. Abdall-Razak, E. Crossley, N. Dowlut, C. Iosifidis, G. Mathew, STROCSS 2019 Guideline: Strengthening the reporting of cohort studies in surgery, *Int. J. Surg.* 72 (2019) 156–165, <https://doi.org/10.1016/j.ijssu.2019.11.002>.
- [13] S.C. van Kampen, N.H. Susanto, S. Simon, S.D. Astiti, R. Chandra, E. Burhan, et al., Effects of introducing xpert MTB/RIF on diagnosis and treatment of drug-resistant tuberculosis patients in Indonesia: a pre-post intervention study, *PloS One* 10 (6) (2015), e0123536, <https://doi.org/10.1371/journal.pone.0123536>.
- [14] P.M. Christopher, A. Widysanto, GeneXpert Mycobacterium tuberculosis/rifampicin assay for molecular epidemiology of rifampicin-Resistant Mycobacterium tuberculosis in an Urban Setting of Banten province, Indonesia, *Int. J. Mycobacteriol.* 8 (4) (2019) 351–358, [https://doi.org/10.4103/ijmy.ijmy\\_138\\_19](https://doi.org/10.4103/ijmy.ijmy_138_19).
- [15] WHO Guidelines Approved by the Guidelines Review Committee, WHO Consolidated Guidelines on Drug-Resistant Tuberculosis Treatment, World Health Organization, Geneva, 2019.
- [16] WHO Guidelines Approved by the Guidelines Review Committee, WHO Consolidated Guidelines on Tuberculosis: Module 4: Treatment - Drug-Resistant Tuberculosis Treatment, World Health Organization, Geneva, 2020.
- [17] A. Dorhoi, S.H. Kaufmann, Tumor necrosis factor alpha in mycobacterial infection, *Semin. Immunol.* 26 (3) (2014) 203–209, <https://doi.org/10.1016/j.smim.2014.04.003>.
- [18] T. Kazumi, A. Kawaguchi, T. Hirano, G. Yoshino, C-reactive protein in young, apparently healthy men: associations with serum leptin, QTc interval, and high-density lipoprotein-cholesterol, *Metab. Clin. Exp.* 52 (9) (2003) 1113–1116, [https://doi.org/10.1016/s0026-0495\(03\)00184-7](https://doi.org/10.1016/s0026-0495(03)00184-7).
- [19] D.Q. Phan, M.J. Silka, Y.T. Lan, R.K. Chang, Comparison of formulas for calculation of the corrected QT interval in infants and young children, *J. Pediatr.* 166 (4) (2015) 960–964, <https://doi.org/10.1016/j.jpeds.2014.12.037>, e1-2.

- [20] M. Çap, Bilge Ö, F. Işık, C. Burak, A. Karagöz, İnci Ü, et al., The effect of favipiravir on QTc interval in patients hospitalized with coronavirus disease 2019, *J. Electrocardiol.* 63 (2020) 115–119, <https://doi.org/10.1016/j.jelectrocard.2020.10.015>.
- [21] S. Wu, Y. Wang, M. Zhang, S.S. Shrestha, M. Wang, J.Q. He, Genetic polymorphisms of IL1B, IL6, and TNF $\alpha$  in a Chinese han population with pulmonary, Tubercul. *BioMed Res. Int.* 2018 (2018), 3010898, <https://doi.org/10.1155/2018/3010898>.
- [22] R. Domingo-Gonzalez, O. Prince, A. Cooper, S.A. Khader, Cytokines and chemokines in Mycobacterium tuberculosis infection, *Microbiol. Spectr.* 4 (5) (2016), <https://doi.org/10.1128/microbiolspec.TBTB2-0018-2016>.
- [23] Y. Szekely, Y. Arbel, A review of interleukin-1 in heart disease: where do we stand today? *Cardiol. Ther.* 7 (1) (2018) 25–44, <https://doi.org/10.1007/s40119-018-0104-3>.
- [24] C.N. Pisoni, S. Reina, D. Arakaki, A. Eimon, C. Carrizo, E. Borda, Elevated IL-1 $\beta$  levels in anti-Ro/SSA connective tissue diseases patients with prolonged corrected QTc interval, *Clin. Exp. Rheumatol.* 33 (5) (2015) 715–720.
- [25] A.S. Aromolaran, U. Srivastava, A. Alí, M. Chahine, D. Lazaro, N. El-Sherif, et al., Interleukin-6 inhibition of hERG underlies risk for acquired long QT in cardiac and systemic inflammation, *PLoS One* 13 (12) (2018), e0208321, <https://doi.org/10.1371/journal.pone.0208321>.
- [26] M.D. Kertai, Y. Ji, Y.J. Li, J.P. Mathew, J.P. Daubert, M.V. Podgoreanu, Interleukin-1 $\beta$  gene variants are associated with QTc interval prolongation following cardiac surgery: a prospective observational study, *Canadian journal of anaesthesia = J. Canadien d'anesthesie.* 63 (4) (2016) 397–410, <https://doi.org/10.1007/s12630-015-0576-8>.
- [27] K.J. Watson, W.P. Gorczyca, J. Umland, Y. Zhang, X. Chen, S.Z. Sun, et al., Pharmacokinetic-pharmacodynamic modelling of the effect of Moxifloxacin on QTc prolongation in telemetered cynomolgus monkeys, *J. Pharmacol. Toxicol. Methods* 63 (3) (2011) 304–313, <https://doi.org/10.1016/j.vascn.2011.03.002>.
- [28] P.P. Sordillo, D.C. Sordillo, L. Helson, Review: the prolonged QT interval: role of pro-inflammatory cytokines, reactive oxygen species and the ceramide and sphingosine-1 phosphate pathways, *In vivo (Athens, Greece)* 29 (6) (2015) 619–636.

## Volume 70

October 2021

[Download full issue](#)

[Previous vol/issue](#)

[Next vol/issue](#)

● *Open access*

### Editorial Board

Article 102942

[Download PDF](#)

### Original Research

Research article ● *Open access*

“Childrens are not just “little adults”. The rate of medication related problems and its predictors among patients admitted to pediatric ward of southwestern Ethiopian hospital: A prospective observational study

Firomsa Bekele, Gudisa Bereda, Lalisa Tamirat, Bonsa Amsalu Geleta, Dabala Jabessa

Article 102827

[Download PDF](#) Article preview 

Article 102831

[Download PDF](#) Article preview 

Research article ● Open access

## Fungal burn wound infection caused by *Fusarium dimerum*: A case series on a rare etiology

Subaina Naeem Khalid, Nousheen Rizwan, Zeest Ali Khan, Ali Najam, ... Rahaf Alshehri

Article 102848


[Download PDF](#) Article preview 

Research article ● Open access

## Biliary infection; distribution of species and antibiogram study

Shima Shafagh, Seyed Hamed Rohani, Abbas Hajian

Article 102822

[Download PDF](#) Article preview 

Research article ● Open access

## Optical coherence tomography angiography features of macular neovascularization in wet age-related macular degeneration: A cross-sectional study

Mahjoub Ahmed, Ben Mrad Syrine, Ben Abdesslem Nadia, Mahjoub Anis, ... Knani Leila

Article 102826


[Download PDF](#) Article preview 

Research article ● Open access


## Association of soluble ST2 and infarct location within 12–24 h in STEMI: A cross-sectional study

Sem David Timothy, Anggoro Budi Hartopo, Vita Yanti Anggraeni, Firdian Makrufardi

Article 102844

[Download PDF](#) Article preview 

Research article ● Open access

[Download PDF](#) Article preview 

Research article ● Open access

## Applying digital storytelling in the medical oncology curriculum: Effects on students' achievement and critical thinking


Afagh Zarei, Rita Mojtahedzadeh, Aeen Mohammadi, John Sandars, Seyed Amir Hossein Emami  
Article 102528

[Download PDF](#) Article preview 

Research article ● Open access

## The effect of stone and patient characteristics in predicting extra-corporal shock wave lithotripsy success rate: A cross sectional study

Mohammad Al- zubi, Ammar Al Sleibi, Basel Mazen Elayan, Subhi Zahi Al-issawi, ... Ala' Y. Ibrahim  
Article 102829

[Download PDF](#) Article preview 

Research article ● Open access

## Impact of COVID-19 on the pre and post analytical clinical laboratory testing processes- A performance evaluation study using six sigma

Sibtain Ahmed, Farhat Jahan, Muhammad Umer Naeem Effendi, Farooq Ghani  
Article 102842

[Download PDF](#) Article preview 

Research article ● Open access

## The effect of Platelet-Rich Plasma and Stromal Vascular Fraction combination on Epidermal Growth Factor serum level for anal trauma healing in the Wistar rat model

Ivanna Sirowanto, Fonny Josh, Sulmiati, Ahmadwirawan, ... Muhammad Faruk  
Article 102773

[Download PDF](#) Article preview 

Research article ● Open access

Article 102752


[Download PDF](#) Article preview 

Research article ● Open access

## Acanthamoeba keratitis in contact lens wearers in a tertiary center of Tunisia, North Africa

Ben Abdesslem Nadia, Mahjoub Anis, Seghaier Mohamed Ali, Mahjoub Ahmed, ... Krifa Fethi

Article 102834


[Download PDF](#) Article preview 

Research article ● Open access

## Correlation of inflammatory cytokines on corrected QT interval in rifampicin-resistant tuberculosis patients

Tutik Kusmiati, Ni Made Mertaniasih, Johannes Nugroho Eko Putranto, Budi Suprapti, ... Aryani Prawita Sari

Article 102862


[Download PDF](#) Article preview 

Research article ● Open access

## Preoperative heart rate variability analysis is as a potential simple and easy measure for predicting perioperative delirium in esophageal surgery

Mayumi Echizen, Maiko Satomoto, Miho Miyajima, Yushi Adachi, Eisuke Matsushima

Article 102856

[Download PDF](#) Article preview 

Research article ● Open access


## Biomechanical study of the abductor pollicis longus & extensor pollicis brevis after release and reconstruction of the first dorsal compartment of the wrist

Amit Gupta, Fateme Mirzaee, Amir Farahanchi Baradaran, Mohammad Amin Aslani, Hamidreza Aslani

Article 102863

[Download PDF](#) Article preview 


Research article ● Open access

[Download PDF](#) Article preview 

Research article ● *Open access*

## Dexamethasone or methylprednisolone therapy in covid-19 pneumonia: A retrospective and comparative study of 513 cases

Sanae El mezzeoui, Ghizlane El aidouni, Manal Merbouh, Abderrahim El Kaouini, ... Brahim Housni  
Article 102858

[Download PDF](#) Article preview 

Research article ● *Open access*

## Effect of parental skills-based psychoeducation intervention on parental stress index and severity of children with autism spectrum disorders: A pilot study


Royke Tony Kalalo, Sasanti Yuniar, Fis Citra Ariyanto  
Article 102873

[Download PDF](#) Article preview 

Research article ● *Open access*

## Risk perception, attitude, and practice related to COVID-19: A cross-sectional study among 1085 Iranian healthcare workers

Romina Roshanshad, Amirhossein Roshanshad, Hossein Molavi Vardanjani, Amirali Mashhadiagha, ... Amir Human Hoveidaei  
Article 102865

[Download PDF](#) Article preview 

Research article ● *Open access*

## Practice, benefits, and impact of personal protective equipment (PPE) during COVID-19 pandemic: Envisioning the UN sustainable development goals (SDGs) through the lens of clean water sanitation, life below water, and life on land in Fiji

Aneesh A. Chand, Prashant P. Lal, Kushal A. Prasad, Kabir A. Mamun  
Article 102763

[Download PDF](#) Article preview 

Article 102847

[Download PDF](#) Article preview 

Research article ● Open access

Cesarean scar pregnancy management: Different approach for different situation; A case series

Achmad Kemal Harzif, Mila Maidarti, Amalia Shadrina, Yudianto Budi Saroyo

Article 102808


[Download PDF](#) Article preview 

Research article ● Open access

A review of the best method of leg wound closure following open harvesting of the long saphenous vein for coronary artery bypass grafting

Pedram Panahi, Ali Adeeb Ilyas, Clinton Lloyd, Adrian Marchbank, Jonathan Unsworth-White

Article 102855

[Download PDF](#) Article preview 

Research article ● Open access

Medical students and risk of COVID-19 infection: A descriptive cross-sectional study from the University of Jordan

Amjad Bani Hani, Nader Alaridah, Mahmoud Abu Abeeleh, Amjad Shatarat, ... Raed Nael Al-Taher

Article 102775

[Download PDF](#) Article preview 

Research article ● Open access

Results and complications of minimally invasive medial plate osteosynthesis for distal metaphyseal tibial fractures: A prospective case series from Vietnam


Luong Van Nguyen, Gioi Nang Nguyen, Binh Lam Nguyen, Ha Manh Bui

Article 102886

[Download PDF](#) Article preview 



Article 102884

[Download PDF](#) Article preview 

Research article ● Open access

## Anatomical variations of the thyroid gland: An experimental cadaveric study

Ali Al-Azzawi, Tokiharu Takahashi

Article 102823


[Download PDF](#) Article preview 

Research article ● Open access

## Outcome of the endoscopic repair of frontal sinus cerebrospinal fluid leak

Wael F. Ismaiel, Mohamed H. Abdelazim, Ahmed Younes, Mahmoud E. Alsobky, ... Ahmed M. Taha

Article 102887


[Download PDF](#) Article preview 

Research article ● Open access

## Surgical treatment of external auditory canal cholesteatoma in congenital malformation of the ear: A case series

Lina Lasminingrum, Sally Mahdiani, Rano Digdayan Makerto

Article 102880


[Download PDF](#) Article preview 

Research article ● Open access

## Comparison of the diagnostic accuracy of contrast-enhanced/DWI MRI and ultrasonography in the differentiation between benign and malignant myometrial tumors

Shaparak Najibi, Mitra Modares Gilani, Fatemeh Zamani, Setare Akhavan, Narges Zamani

Article 102813

[Download PDF](#) Article preview 

Research article ● Open access

[Download PDF](#) Article preview 

Research article ● Open access

## Exercise adaptations and TGF- $\beta$ 1 levels in recreational cyclists

Ida Ayu Eka Widiastuti, Aryadi Arsyad, Irfan Idris, Ilhamjaya Patellongi, ... Rohadi Muhammad Rosyidi  
Article 102872

[Download PDF](#) Article preview 

Research article ● Open access

## The utilization of hydroxychloroquine to reduce the main signs and symptoms of COVID-19 patients, a cross-sectional study

Salem Alsuwaidan, Ziad A. Memish, Faisal Alaklobi, Kholood Khan, Hamdan N. Alajami  
Article 102867

[Download PDF](#) Article preview 

Research article ● Open access

## Effect of erythropoietin administration on expression of mRNA brain-derived Neutrophic factor, levels of stromal cell-derived Factor-1, and neuron specific enolase in brain injury model *Sprague Dawley*


Muhammad Fadli Said, Andi Asadul Islam, Muhammad Nasrum Massi, Prihantono, ... Rizha Anshori Nasution  
Article 102877

[Download PDF](#) Article preview 

Research article ● Open access

## The effect of mesenchymal stem cells lyophilisate on femoral artery of rat anastomosis: A histopathological and histomorphometric study

Fatma Nilay Tutak, Ebru Annaç  
Article 102861

[Download PDF](#) Article preview 

Article 102904


[Download PDF](#) Article preview 

Research article ● Open access

Transanal total mesorectal excision and transabdominal robotic surgery for rectal cancer: A retrospective study

Hiroshi Oshio, Yukiko Oshima, Gen Yunome, Shinji Okazaki, ... Fuyuhiko Motoi

Article 102902


[Download PDF](#) Article preview 

Research article ● Open access

The Effects of Body Mass Index on In-hospital mortality following first ischemic or hemorrhagic stroke events: Does the “obesity paradox” apply?

Kevin J. Kinter, Robert Alfaro, Christopher Kinter, Lucas Suder, ... Adel Elkbuli

Article 102839


[Download PDF](#) Article preview 

Research article ● Open access

The role of C-Reactive protein as an inflammatory marker to predict prolonged QTc interval in rifampicin-resistant tuberculosis patients: A case-control study

Tutik Kusmiati, Ni Made Mertaniasih, Johannes Nugroho Eko Putranto, Budi Suprapti, ... Aryani Prawita Sari

Article 102899

[Download PDF](#) Article preview 

## Review Articles

---


Review article ● Open access

Prevalence and risk factors of psychoactive substance abuse among students in Ethiopia: A systematic review and meta-analysis

Semagn Mekonnen Abate, Yigrem Ali Chekol, Solomon Yimer Minaye

Article 102790


Mohsen M.A. Abdelhafez, Karim A.M. Ahmed, Nicholas Tze Ping Pang, Dg Marshita Pg Baharuddin, ...  
Firdaus Hayati  
Article 102833

[Download PDF](#) Article preview 

Review article ● Open access

A blistering new era for bullous pemphigoid: A scoping review of current therapies, ongoing clinical trials, and future directions


Subaina Naeem Khalid, Zeest Ali Khan, Muhammad Hamza Ali, Talal Almas, ... Vikneswaran Raj Nagarajan  
Article 102799

[Download PDF](#) Article preview 

Review article ● Open access

Rehabilitation of patients with peripheral arterial disease

M. Noumairi, A. Bouallala, S. EL Mir, A. Allam, A.A. EL Oumri  
Article 102864

[Download PDF](#) Article preview 

Review article ● Open access

Meta-analysis evaluating the impact of chili-pepper intake on all-cause and cardiovascular mortality: A systematic review

Naser Yamani, Adeena Musheer, Priyanka Gosain, Saba Sarfraz, ... Vincent Figueredo  
Article 102774

[Download PDF](#) Article preview 

Review article ● Open access

Efficacy of Sodium-Glucose Cotransporter-2 inhibitors in heart failure patients treated with dual angiotensin receptor blocker-neprilysin inhibitor: An updated meta-analysis

Naser Yamani, Fahd Niaz Shaikh, Saba Sarfraz, Haider Kamal Khan, ... Samuel Unzek  
Article 102796

[Download PDF](#) Article preview 

Article 102617

[Download PDF](#) Article preview 

Review article ● *Open access*

## Unnecessary magnetic resonance imaging of the knee: How much is it really costing the NHS?

Muhammad Murtaza Khan, Bethan Pincher, Ricardo Pacheco

Article 102736

[Download PDF](#) Article preview 

Review article ● *Open access*

## Perioperative management of patients with asthma during elective surgery: A systematic review

Samuel Debas Bayable, Debas Yaregal Melesse, Girmay Fitiwi Lema, Seid Adem Ahmed

Article 102874

[Download PDF](#) Article preview 

Review article ● *Open access*

## Low back pain and its related risk factors in health care providers at hospitals: A systematic review

Bareza Rezaei, Elahe Mousavi, Bahram Heshmati, Shaphagh Asadi

Article 102903


[Download PDF](#) Article preview 

Review article ● *Open access*

## Breast cancer resistance to chemotherapy: When should we suspect it and how can we prevent it?

Prihantono, Muhammad Faruk

Article 102793

[Download PDF](#) Article preview 

Article 102792

[Download PDF](#) Article preview 

## Case Reports


---

Case report ● Open access

Rapid severe sepsis from *Pseudomonas fluorescens/putida* bacteremia due to skin and soft tissue infection – A case report

Pratishtha Singh, Andreas Montano, Adam Bostick

Article 102845


[Download PDF](#) Article preview 

Case report ● Open access

A challenging diagnosis and management of Herlyn-Werner-Wunderlich Syndrome in low-resource Settings: A case report complicated with hydronephrosis

Sami Jomaa, Kenana Tawashi, Fatima Alzhras All Rass, Eyad Abdallah, Nazih Tawashi

Article 102843

[Download PDF](#) Article preview 

Case report ● Open access

Using new technique in sigmoid volvulus surgery in patients affected by COVID19

Mojtaba Ahmadinejad, Izadmehr Ahmadinejad, Ali Soltanian, Kimiya Ghanbari Mardasi, Noshin Taherzade

Article 102789

[Download PDF](#) Article preview 

Case report ● Open access


Partial replacement of pelvis with the hip joint in osteosarcoma treatment: A case report

Dung Tran Trung, Sang Nguyen Tran Quang, Hieu Pham Trung, Nam Vu Tu, ... Nguyen Van Truong

Article 102812

[Download PDF](#) Article preview 

Article 102846

[Download PDF](#) Article preview 

Case report ● *Open access*

## Hyperleukocytosis-induced stroke and tonsillar herniation: Case report

Hasan Hashem, Baha'eddin A. Muhsen

Article 102776

[Download PDF](#) Article preview 

Case report ● *Open access*

## Newly acquired factor VIII deficiency in a male Ex-smoker – A case report

Pratishtha Singh, Brian Gorman, Nardine Abdelsayed, Mohamed Faris

Article 102830

[Download PDF](#) Article preview 

Case report ● *Open access*

## Infective endocarditis secondary to coagulase-negative staphylococcus revealed by endogenous endophthalmitis: Case report

Hanane Choukrani, Anass Maaroufi, Boutar Ould Mohamed Sidi, Mohamed Ghali Bennouna, ... Rachida Habbal

Article 102788

[Download PDF](#) Article preview 

Case report ● *Open access*

## Massive hemothorax from injury of an anonymous vein after intercostal chest drain placement: A case report

Motohiro Kikukawa, Akira Kuriyama

Article 102854

[Download PDF](#) Article preview 

Case report ● *Open access*

Case report ● Open access

## A 13 cm asymptomatic abdominal aortic aneurysm complicated with arterial obstruction in the left lower limb: A Case report

Sarya Swed, Salim Tfankji, Hussein Alkanj, Tasneem Mohamed, ... Hidar Alibrahim

Article 102815

[Download PDF](#) Article preview

Case report ● Open access

## Giant thymoma presenting as a large bilateral intrathoracic mass: A case report and a comparison between median sternotomy and hemiclamshell approach

Daoud Daoud, Bassam Darwish, Sarmad Zahra, Monir Qaddoura

Article 102859

[Download PDF](#) Article preview

Case report ● Open access

## *Pseudomonas aeruginosa* orbital cellulitis complicated by ophthalmic artery occlusion in an immunocompetent patient: A case report

Ben Abdesslem Nadia, Doukh Meriem, Mahjoub Ahmed, Mahjoub Anis, ... Knani Leila

Article 102791

[Download PDF](#) Article preview

Case report ● Open access

## Abdominal textiloma mimicking as gastrointestinal stromal tumor: A case report

Amal Hajri, Kenza Benjelloun Touimi, Yassine El Berni, Driss Erguibi, ... Farid Chehab

Article 102795

[Download PDF](#) Article preview

Case report ● Open access

## An extremely rare case of adult with first branchial cleft fistula: Case report


Wilfrid Lendoye



## First case report of horseshoe appendix in Morocco according according to SCARE guidelines

Rachid Jabi, Siham Elmir, Mohammed Bouziane

Article 102870

[Download PDF](#) Article preview 

Case report ● Open access

## Use of midodrine and fludrocortisone in neurogenic shock: A case report

KC Kripa, Sushil Khanal

Article 102811

[Download PDF](#) Article preview 

Case report ● Open access

## Successfully managed aluminum phosphide poisoning: A case report

Srijana Katwal, Kiran Malbul, Sujit Kumar Mandal, Soniya KC, ... Chiranjibi Pant

Article 102868

[Download PDF](#) Article preview 

Case report ● Open access

## Acute gastric volvulus: A rare case report and literature review

Dalia Albloushi, Danah Quttaineh, Salman Alsafran, Khalifah Alyatama, ... Amgad S. Abdel-Rahman

Article 102857

[Download PDF](#) Article preview 

Case report ● Open access

## Hepatic epithelioid hemangioendothelioma simulating liver metastasis: A case report

Badr Serji, Abdelbassir Ramdani, Houda Mirali, Tariq Bouhout, ... Tijani El Harroudi

Article 102885

[Download PDF](#) Article preview 

Case report ● Open access

[Download PDF](#) Article preview 

Case report ● *Open access*

## Management of colocutaneous fistula with laparoscopic surgery: Case report


Anung Noto Nugroho, Alia Adelina Dina Soraya, Arif Nurhidayat Prawirohardjo, Sholahuddin Rhatomy  
Article 102883

[Download PDF](#) Article preview 

Case report ● *Open access*

## Nasal reconstruction surgery after continuous positive airway pressure delivered by prongs: A case report

Carolus Aldo Windura, Fonny Josh, Tomie H. Soekamto, Dhevie Gianfranco Lumalessil  
Article 102881

[Download PDF](#) Article preview 

Case report ● *Open access*

## When an uncommon condyloma revealed a multiple myeloma: Case report

Sara Bouabdella, Soraya Aouali, Hanan Ragragui, Nada Zizi, Siham Dikhaye  
Article 102892

[Download PDF](#) Article preview 

Case report ● *Open access*

## Comprehensive management of refractory autoimmune hemolytic anemia in pediatric beta-thalassemia major patient: A case report

Vincencius William, Desy Rusmawatiningtyas, Firdian Makrufardi, Pudjo Hagung Widjajanto  
Article 102853

[Download PDF](#) Article preview 

Case report ● *Open access*


## Possible autosomal recessive inheritance in a neonate with Nager syndrome: Case report

Rahaf Ibrahim, Nader Eid

## Painful pachydermodactyly in a 39-year-old woman: A case report and review of the literature

Salman Hussain, Maryam Ehtesham, Talal Almas, Ali Aldei

Article 102871

[Download PDF](#) Article preview 

Case report ● Open access

## Rectosigmoid transition perforation by *ingá* (*Inga laurina*) seeds in the Brazilian amazon: Case report and surgical treatment

Juan Eduardo Rios Rodriguez, Daniella Paula Dias Coelho, Edirany dos Santos Villalaz, Alberto Rubin

Figueiredo, ... Adriana Gonçalves Daumas Pinheiro Guimarães

Article 102897

[Download PDF](#) Article preview 

Case report ● Open access

## Desmoid tumor of the anterolateral abdominal wall: A rare case report

Mohamed Yassine Mabrouk, Laila Bouzayan, Samia Malki, Rachid Jabi, ... Mohammed Bouziane

Article 102804

[Download PDF](#) Article preview 

Case report ● Open access

## Retroperitoneal shwannoma: A case report

mohamed Amine Lamris, Othmane El Yamine, Saad Rifki El Jay, Amal hajri, ... Farid Chehab

Article 102785

[Download PDF](#) Article preview 


Case report ● Open access

## Severe hepatic impairment after sevoflurane anesthesia in a 10-month-old child: Case report

Ghizlane El aidouni, Manal Merbouh, Moussa Lazreg, Safae Kachmar, ... Brahim Housni

Article 102915


Oukessou Youssef, Abdulhakeem Bushra, Regragui Meryem, Hammouda Yassir, ... Mahtar Mohamed  
Article 102918

[Download PDF](#) Article preview 

Case report ● Open access

## Hypertriglyceridemia revealing acute pancreatitis: A case report

El Aidouni Ghizlane, Merbouh Manal, Taouihar Salma, El Kaouini Abderrahim, ... Housni Brahim  
Article 102914

[Download PDF](#) Article preview 

### Correspondence, Commentaries and Perspectives

---

Correspondence ● Open access

## Comment On Our clinical experience and follow-up results in hydatid cyst cases: A review of 393 patients from a single center

Sami Akbulut, Tefik Tolga Sahin  
Article 102818

[Download PDF](#)

### Short Communications

---

Short communication ● Open access

## Concerns and reflections on the second wave of COVID-19 in Argentina: A perspective by general surgery residents

René M. Palacios Huatuco, Julian E. Liaño, Gonzalo M. Bono, Gabriel A. González Vargas, ... María S. Ponce Beti  
Article 102860

[Download PDF](#) Article preview 

Short communication ● Open access

Short communication ● Open access

## Water, sanitation and hygiene: A leading cause of viral transmission in Pakistan?

Zouina Sarfraz, Azza Sarfraz, Aman Siddiqui, Ali Totonchian, ... Ivan Cherrez-Ojeda

Article 102879

[Download PDF](#)

Short communication ● Open access

## Robotic surgery in Asia

Safinaz Khan, A.H.M. Ataullah, Robert Ahmed Khan, Mohammed Maan Al-Salihi, ... Md Moshiur Rahman

Article 102890

[Download PDF](#)

Short communication ● Open access

## Preparation of blood samples for electron microscopy: The standard protocol

Om Prakash Choudhary, Rupan Sarkar, Priyanka, G.E. Chethan, ... Arup Kalita

Article 102895

[Download PDF](#)   Article preview 

Short communication ● Open access

## U.S National Institutes of Health funding towards SARS-CoV-2 prevention and therapeutic scientific efforts: Is it enough?

Sophie Alfaro, Brendon Sen-Crowe, Mark McKenny, Adel Elkbuli

Article 102780

[Download PDF](#)



ELSEVIER

Copyright © 2023 Elsevier B.V. or its licensors or contributors.  
ScienceDirect® is a registered trademark of Elsevier B.V.

RELX™





# Annals of Medicine and Surgery

## Editorial Board

### Editor-in-Chief

Riaz Agha, London, England, UK

### Assistant Managing and Executive Editor

Maliha Agha, London, England, UK

### Assistant Editors

Adam Frampton, London, England, UK  
Jorg Kleef, Munich, Germany  
Deepthi Mani, Washington, USA  
David Rosin, Bridgetown, Barbados  
Peter Schemmer, Heidelberg, Germany

### Social Media Editor

Riaz Agha, London, UK

### Managing Editor

Alexander James Fowler, London, England, UK

### Statistical Editor

Lai-Chu See, Taoyuan, Taiwan

### Associate Staff Editors

Sergio Acuna, Toronto, Canada  
Guido Alsfasser, Rostock, Germany  
Fernando Angarita, Toronto, Canada  
James Clark, Plymouth, England, UK  
Terry Evans, London, England, UK  
Shivani Garg, Wisconsin, USA  
Todd Golden, Arizona, USA  
Fermin Guerrero Del Angel, Madero, Mexico  
Eleni Ntouvali, Athens, Greece

### Assistant Commissioning Editors

---

Ahmed Al-Jabir, London, UK  
Zaid Alsafi, London, UK  
Thomas Franchi, Sheffield, UK  
Christos Iosifides, London, UK  
Ahmed Kerwan, London, UK

Mehdi Khan, London, UK  
Ginimol Mathew, London, UK  
Maria Nicola, London, UK  
Niamh O'Neill, London, UK  
Catrin Sohrabi, London, UK

### Junior Staff Editors

---

Sumita Agrawal, Jodhpur, India  
Bakir Al-Dulaimy, London, UK  
Mohammed Anwar, London, UK  
Martinique Vella Baldacchino, Glasgow, UK  
Maria Borrelli, London, UK  
Kerry Anne Burke, Manchester, England, UK  
Adam Cristaudo, Cairns, Australia  
Buket Gundogan, London, UK  
Adam Gwozdz, London, England, UK

Mike Hu, California, USA  
Tobin Joseph, London, UK  
Kiron Koshy, London, UK  
Seon-Young Lee, Southampton, England, UK  
Chris Limb, London, England, UK  
Yasser Al Omran, London, England, UK  
Karishma Shah, Oxford, UK  
Rachel Thavayogan, London, UK

### Executive Committee

---

Sir Graeme Catto, Aberdeen, Scotland, UK  
Sir Barry Jackson, London, England, UK

David Rosin, Bridgetown, Barbados

### Editorial Board

---

Xiao-Ping Chen, Wuhan, China  
Marc Cohen, Victoria, Australia  
David Green, London, England, UK  
Saeed Sadiq Hamid, Karachi, Pakistan  
Peter Hutchinson, Cambridge, England, UK  
Peter Littlejohns, London, England, UK  
Ashok Mahapatra, New Delhi, India  
Judy McKimm, Swansea, Wales, UK  
Dattatraya Muzumdar, Mumbai, India

Ashish Nabar, Mumbai, India  
Fabio Nicoli, London, UK  
John Norcini, Philadelphia, PA, USA  
Christoph Paasch, Berlin, Germany  
Daniel Sokol, London, England, UK  
Jamsheer Talati, Karachi, Pakistan  
John V. Thomas, Birmingham, AL, USA  
Tim Gabe Williams, Kent, England, UK  
Zhao-Fan Xia, Shanghai, China

## Elsevier

---

**Executive Publisher**

Allan Ross, New York, USA

**Administrative Editor**

Joanne Frankland, Oxford, UK

**Marketing Manager**

Wendy Montalvo, New York, USA

**Journal Manager**

Tamsyn Hopkins, Exeter, UK

**Senior Business Development****Executive (Reprints)**

Emma Steel, London, UK

**Advertising Sales Manager**

Robert Bayliss, London, UK

**Account Manager (Supplements)**

Evelina Euren, The Netherlands