



Source details

IOP Conference Series: Earth and Environmental Science

Scopus coverage years: from 2010 to Present

ISSN: 1755-1307 E-ISSN: 1755-1315

Subject area: Earth and Planetary Sciences: General Earth and Planetary Sciences
Environmental Science: General Environmental Science

Source type: Conference Proceeding

[View all documents >](#) [Set document alert](#) [Save to source list](#) [Source Homepage](#)

CiteScore 2021 **0.6** ⓘ

SJR 2021 **0.202** ⓘ

SNIP 2021 **0.409** ⓘ

[CiteScore](#) [CiteScore rank & trend](#) [Scopus content coverage](#)

i Improved CiteScore methodology ⓘ

CiteScore 2021 counts the citations received in 2018-2021 to articles, reviews, conference papers, book chapters and data papers published in 2018-2021, and divides this by the number of publications published in 2018-2021. [Learn more >](#)

CiteScore 2021 ▼

$$0.6 = \frac{45,063 \text{ Citations 2018 - 2021}}{74,324 \text{ Documents 2018 - 2021}}$$

Calculated on 05 May, 2022

CiteScoreTracker 2022 ⓘ

$$0.8 = \frac{60,010 \text{ Citations to date}}{75,405 \text{ Documents to date}}$$

Last updated on 05 February, 2023 • Updated monthly

CiteScore rank 2021 ⓘ

Category	Rank	Percentile
Earth and Planetary Sciences	#153/191	20th
General Earth and Planetary Sciences		
Environmental Science	#191/228	16th
General Environmental Science		

[View CiteScore methodology >](#) [CiteScore FAQ >](#) [Add CiteScore to your site &](#)

About Scopus

[What is Scopus](#)

[Content coverage](#)

[Scopus blog](#)

[Scopus API](#)

[Privacy matters](#)

Language

[日本語版を表示する](#)

[查看简体中文版本](#)

[查看繁體中文版本](#)

[Просмотр версии на русском языке](#)

Customer Service

[Help](#)

[Tutorials](#)

[Contact us](#)

ELSEVIER

[Terms and conditions](#) ↗ [Privacy policy](#) ↗

Copyright © Elsevier B.V. ↗. All rights reserved. Scopus® is a registered trademark of Elsevier B.V.

We use cookies to help provide and enhance our service and tailor content. By continuing, you agree to the use of cookies ↗.





Complexity OA & Peer Reviewed

Peer Reviewed, Online & OA. Learn More On How To Publish Your Next Paper With Hindawi

Hindawi

Open >

IOP Conference Series: Earth and Environmental Science

COUNTRY	SUBJECT AREA AND CATEGORY	PUBLISHER	H-INDEX
<p>United Kingdom</p> <p>Universities and research institutions in United Kingdom</p> <p>Media Ranking in United Kingdom</p>	<p>Earth and Planetary Sciences</p> <ul style="list-style-type: none"> Earth and Planetary Sciences (miscellaneous) <p>Environmental Science</p> <ul style="list-style-type: none"> Environmental Science (miscellaneous) <p>Physics and Astronomy</p> <ul style="list-style-type: none"> Physics and Astronomy (miscellaneous) 	<p>IOP Publishing Ltd.</p>	<p>34</p>
PUBLICATION TYPE	ISSN	COVERAGE	INFORMATION
<p>Conferences and Proceedings</p>	<p>17551307, 17551315</p>	<p>2010-2021</p>	<p>Homepage</p> <p>How to publish in this journal</p> <p>ees@iopublishing.org</p>




Volume 7, Issue 2, June 2019

Journal of American Academic Research

Publish Article in USA Journal

Journal American... [Open >](#)

The open access IOP Conference Series: Earth and Environmental Science (EES) provides a fast, versatile and cost-effective proceedings publication service.

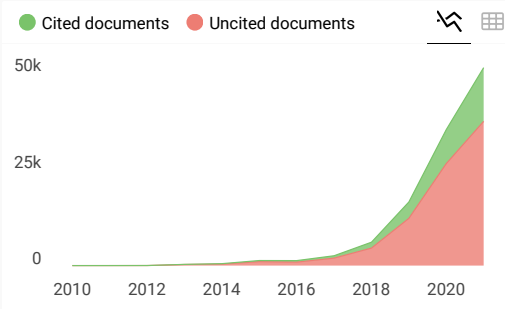
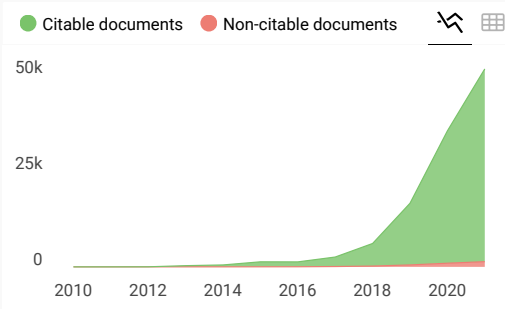
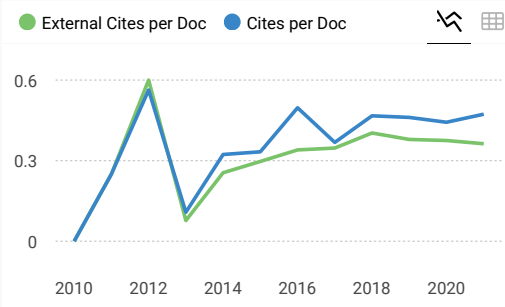
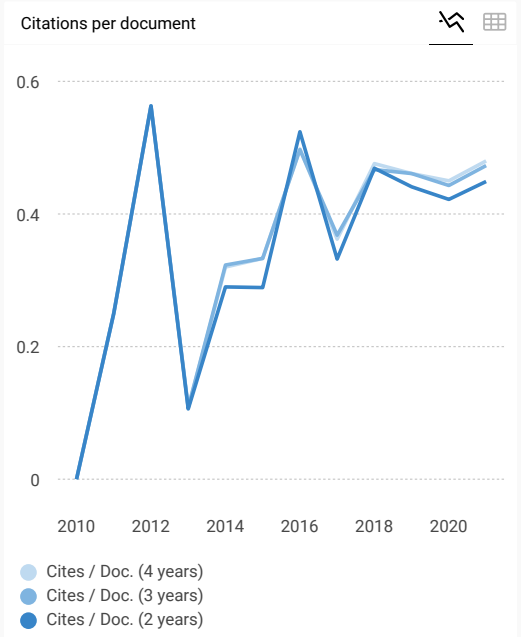
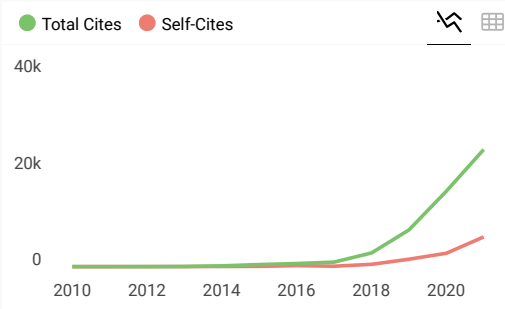
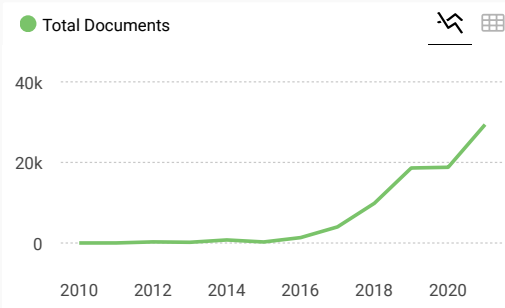
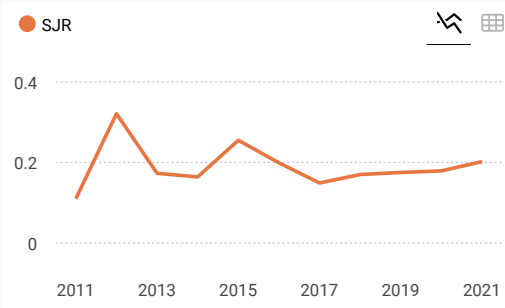
 Join the conversation about this journal



Published with Hindawi

Open

Hindawi



IOP Conference Series: Earth and Environmental...

← Show this widget in your own website

Not yet assigned quartile

SJR 2021
0.2

powered by scimagojr.com

Just copy the code below and paste within your html code:

```
<a href="https://www.scimi
```

SCImago Graphica

Explore, visually communicate and make sense of data with our **new data visualization tool**.

Metrics based on Scopus® data as of April 2022



Loading comments...

Developed by:



Powered by:



Follow us on [@ScimagoJR](#)

Scimago Lab, Copyright 2007-2022. Data Source: Scopus®

EST MODUS IN REBUS

Horatio (Satire 1,1,106)

[Edit Cookie Consent](#)

Table of contents

Volume 441

2020

[◀ Previous issue](#) [Next issue ▶](#)

2nd International Conference on Fisheries and Marine Science 26 September 2019, Surabaya, Indonesia

Accepted papers received: 16 January 2020

Published online: 24 February 2020

[Open all abstracts](#)

Preface

OPEN ACCESS 011001

Preface

[+ Open abstract](#) [View article](#) [PDF](#)

OPEN ACCESS 011002

Peer review statement

[+ Open abstract](#) [View article](#) [PDF](#)

Papers

Earth and Environmental Science

OPEN ACCESS 012001

The grow-out of abalone (*Haliotis squamata*) at different shelter shape on growth and survival and its marine environmental influences at Lembongan Bay coastal waters

I Ardi, E Setiadi, Rasidi and W S Pranowo

[+ Open abstract](#) [View article](#) [PDF](#)

OPEN ACCESS 012002

Stocking density of Rotifera, *Hexarthra mira* on water quality and production

I Ardi, S Cahyaningsih and E Setiadi

[+ Open abstract](#) [View article](#) [PDF](#)

OPEN ACCESS 012003

The effect addition of kappa carrageenan flour to the level of gel strength and acceptability of dumpling from threadfin bream fish (*Nemipterus nematophorus*) surimi

D M Astutik, L Sulmartiwi, E Saputra and D Y Pujiastuti

[+ Open abstract](#) [View article](#) [PDF](#)

This site uses cookies. By continuing to use this site you agree to our use of cookies. To find out more, see our Privacy and Cookies policy.



Maximizing production of a male offspring in *Moina macrocopa* culture through manipulation of rice bran suspension concentration

A S Mubarak, D Jusadi, M Zairin Jr and M A Suprayudi

[+](#) Open abstract [View article](#) [PDF](#)

The Concept of the Right to Management of Coastal Communities in the Regional Autonomy Era: Experience from Community Assistance to Obtain the Right to Manage Sea Cucumbers in Sunsak Bay, East Lombok.

A Wahyono and M Illiyani

[+](#) Open abstract [View article](#) [PDF](#)

Selective breeding technique: Pandu and Kunti tilapia (*Oreochromis niloticus*) broodstock candidates at PBIAT Janti, Klaten-Central Java

S H Samara, A W Fathurrozi and Sutarno

[+](#) Open abstract [View article](#) [PDF](#)

Potential of *Caulerpa racemosa* extracts as sunscreen creams

E B Ersalina, A A Abdillah and L Sulmartiwi

[+](#) Open abstract [View article](#) [PDF](#)

Histopathology of the gill of Vaname Shrimp (*Litopenaeus vannamei*) infested by protozoan ectoparasite

S R Pribadi, P D W Sari and S Subekti

[+](#) Open abstract [View article](#) [PDF](#)

The effect of iron powder as oxygen absorber active packaging on fish oil total oxidation value

E N Hidayah, RR J Triastuti and A A Abdillah

[+](#) Open abstract [View article](#) [PDF](#)

The occurrence of endoparasite helminth on Threadfin Bream (*Nemipterus japonicus*) from the fish auction place Mayangan, Probolinggo, East Java

D S Octatriana, P D W Sari and G Mahasri

[+](#) Open abstract [View article](#) [PDF](#)

Comparative study of marine fish freshness based on the handling method in Puncak Permai Fish Market and Bincon Gunung traditional market, Surabaya
To find out more, see our Privacy and Cookies policy.

M Sari, J Triastuti, H Pramono and Sudarno



[+ Open abstract](#) [View article](#) [PDF](#)

OPEN ACCESS

012181

Plasma Histamine Level as a Distinguishing Factor between Stable Coronary Artery Disease and Acute Coronary Syndrome

I S Prihatiningsih, J N E Putranto, D Soemantri and A S Hadi

[+ Open abstract](#) [View article](#) [PDF](#)

OPEN ACCESS

012182

Correlation between Left Ventricular Function with Functional Capacity in Post Infarct Myocard Patients with Heart Failure

I Sudirman, B S Pikir and L G P Rinjani

[+ Open abstract](#) [View article](#) [PDF](#)

OPEN ACCESS

012183

Fibrinogen and Low-Density Lipoprotein (LDL) Cholesterol Levels with the Occurrence of Acute Myocardial Infarction: Is it Correlated?

I S Warno, J N E Putranto and B Novitalia

[+ Open abstract](#) [View article](#) [PDF](#)

OPEN ACCESS

012184

Supine Percutaneous Nephrolitholapaxy Profile in Jombang General Hospital from 2017 until 2018

J H Purba, F Surahmad and J Renaldo

[+ Open abstract](#) [View article](#) [PDF](#)

OPEN ACCESS

012185

The Correlation between p53 Serum Levels and Vascular Age was Measured by Carotid Intima Media Thickness (CIMT) in Patients with Moderate Cardiovascular Risk Factors

J R S Tengor, D Soemantri, J N E Putranto and B F K Putra

[+ Open abstract](#) [View article](#) [PDF](#)

OPEN ACCESS

012186

Cluster of differentiation 36 (CD 36), ENac, and AQP 2 effects on heart

J Sunariani

[+ Open abstract](#) [View article](#) [PDF](#)

OPEN ACCESS

012187

Systolic Function is Related to the Quality of Life in Chronic Heart Failure Patients

K A Shonafi, R B Wicaksono, R I Gunadi, R Herdyanto and A Andrianto

[+ Open abstract](#) [View article](#) [PDF](#)



Correlation between Serum Galectin-3 Level with Wall Motion Score Index in Patients with ST-Segment Elevation Myocardial Infarction

K Halid, M Aminuddin and I P Dewi

[+](#) Open abstract [View article](#) [PDF](#)

OPEN ACCESS

012189

The Correlation between Serum Tryptase Level and Ventricular Remodeling in Patient with Acute Coronary Syndrome After 1 Month of Onset

L D Yuni, D Soemantri and M I Ilman

[+](#) Open abstract [View article](#) [PDF](#)

OPEN ACCESS

012190

Levofloxacin and Drug-Induced Long QT Syndrome (diLQTS): The Incidence and How to Prevent It

L G Catelya, C T Tjahjono and A Hanafi

[+](#) Open abstract [View article](#) [PDF](#)

OPEN ACCESS

012191

The Effect of Atorvastatin Administration before Percutaneous Coronary Intervention on Stable Coronary Artery Disease Against Event of Periprocedural Myocardial Infarction

L P C Dewi, R M Yogiarto, I G R Suryawan and M D Pratama

[+](#) Open abstract [View article](#) [PDF](#)

OPEN ACCESS

012192

Correlation between Arterial Stiffness with Left Ventricular Mass Index and Diastolic Function in Patients with Stage 3 and 4 of Non-Diabetic Chronic Kidney Disease

L Pramushinta, B S Pikir, Pranawa and D E Wardhani

[+](#) Open abstract [View article](#) [PDF](#)

OPEN ACCESS

012193

Thrombolytic Therapy in Octogenarian Patient with STEMI at Buleleng General Hospital

M A Pasha and I K Susila

[+](#) Open abstract [View article](#) [PDF](#)

OPEN ACCESS

012194

The Correlation Between Strain and Strain Rate Left Ventricle with Functional Capacity in Post Myocardial Infarction Patients with Heart Failure

M Muqsith, B S Pikir and M Rifqi

[+](#) Open abstract [View article](#) [PDF](#)

OPEN ACCESS

012195

Predicting the Likelihood for Severe CAD and CABG Indication on Elective Patients: Comparison of Novel CHA2DS2-VASc-HSF with CHA2DS2 and CHA2DS2-VASc Score

M J Al-Farabi, I G P G Semita, K A Shonafi, R Ramadhiani, B Jovie and A Andrianto

This site uses cookies. By continuing to use this site you agree to our use of cookies. To find out more, see

[+](#) Open abstract [View article](#) [PDF](#)

our [Privacy and Cookies policy](#).



Early and Late Initiation Time of Statin Administration Effects on Early and Long-Term Outcome in Acute Coronary Syndrome Patients: A Literature Review

M Q A'yun

[+](#) Open abstract [View article](#) [PDF](#)

Predictors of Arteriovenous Fistula Early Failure in End-Stage Renal Disease Patients: Real-World Data in Surabaya

M R Amadis, J N E Putranto, I Maghfirah and N Mardiana

[+](#) Open abstract [View article](#) [PDF](#)

Different Grades of Body Mass Index are Correlated with Left Atrium and Ventricle Structures in Patients with Hypertensive Heart Disease

M S Bhisma, M J Al-Farabi and B S Pikir

[+](#) Open abstract [View article](#) [PDF](#)

JOURNAL LINKS

[Journal home](#)

[Journal scope](#)

[Information for organizers](#)

[Information for authors](#)

[Contact us](#)

[Reprint services from Curran Associates](#)



PAPER • OPEN ACCESS

Fibrinogen and Low-Density Lipoprotein (LDL) Cholesterol Levels with the Occurrence of Acute Myocardial Infarction: Is it Correlated?

To cite this article: I S Warno *et al* 2020 *IOP Conf. Ser.: Earth Environ. Sci.* **441** 012183

View the [article online](#) for updates and enhancements.

Fibrinogen and Low-Density Lipoprotein (LDL) Cholesterol Levels with the Occurrence of Acute Myocardial Infarction: Is it Correlated?

I S Warno¹, J N E Putranto^{1,2*} and B Novitalia¹

¹ Faculty of Medicine, Universitas Airlangga, Surabaya, Indonesia

² Department of Cardiology and Vascular Medicine, Dr. Soetomo General Hospital, Surabaya, Indonesia

*Corresponding author: nugicardiol@yahoo.com

Abstract. Fibrinogen is considered as a risk factor associated with cardiovascular disease, especially acute myocardial infarction (AMI). The role of increasing levels of fibrinogen in the thrombosis shows that there is an effect that causes the pathway to form a thrombosis. Increased plasma high-density lipoprotein (LDL) cholesterol can also induce the development of atherosclerosis and is associated with AMI events. This study was an observational analytic study using a cross-sectional approach, carried out from August-November 2015 in Dr. Soetomo Hospital Surabaya. Samples were 67 subjects who fulfilled inclusion and exclusion criteria. A total of 67 subjects were assessed, 47 (70.15%) were males, and 20 (29.85%) were females. The mean age was 5.07 ± 11.02 years old, ranging from 30 to 85 years. AMI was diagnosed in 49 patients (26.87%). Management of AMI patients consisted of conservative medical therapy (42.86%), thrombolytic therapy (18.37%) and PPCI (38.77%). The statistical analysis revealed significant differences in plasma fibrinogen and LDL cholesterol levels between the AMI patient group and the control group. There was a significant correlation between fibrinogen levels and LDL cholesterol levels. Fibrinogen and LDL cholesterol levels are correlated with AMI risk factors. In subjects with AMI, there were higher fibrinogen and LDL cholesterol levels compared to non-AMI subjects.

1. Introduction

Globally, coronary heart disease (CHD) has become a significant contributor to the burden of the disease that is assessed based on disability-adjusted life-years (DALYs) [1]. At the same time, acute myocardial infarction (AMI), has shifted to low and middle-income countries, where more than 80% of deaths from cardiovascular disease occur worldwide [1,2]. This disease causes more than 2.4 million deaths in America, more than four million deaths in Europe and northern Asia, and more than a third of deaths in developed countries each year [2]. Although the treatment has experienced significant progress in the past few decades, in-hospital mortality has been found in the range of 5-8% [3]. The diagnosis of AMI should be used when there is a presence of myocardial necrosis in myocardial conditions experiencing ischemia [4].

Fibrinogen, the precursor of fibrin, is an acute-phase inflammatory protein involved in blood clotting and is also a potentially suitable target for CHD. Many studies have demonstrated that the plasma fibrinogen level was associated with CHD indicating that fibrinogen might be a possible causal



factor, a therapeutic target, and a risk predictor in not only healthy persons, but also those with cardiovascular diseases. Observational studies showed an increase in plasma fibrinogen (g / L) which is correlated with increasing CHD. Levels of fibrinogen can also predict the development, progression, and unfavorable prognosis of coronary heart disease (CHD) [5]. Increased plasma fibrinogen concentration is associated with the development of CAD through changes in platelet aggregate function due to increased plasma fibrinogen, through the amount of fibrin formation and accumulation and associated with the evolution of by atherosclerotic plaques and increased blood viscosity associated with thrombosis [6].

Plasma lipoprotein levels are known as independent risk factors for CHD. High levels of low-density lipoprotein (LDL-C) cholesterol are associated with an increased risk of CHD [7]. The fundamental mechanism that occurs in AMI is the erosion of atherosclerotic coronary plaques that are fragile and laden with lipids, which are then exposed to blood in the circulation and become the core and thrombogenic matrix of the plaque [1]. Atherosclerosis is a chronic inflammatory disease caused by lipids, specifically low-density lipoproteins (LDL), and leukocytes. This condition is characterized by the activation of endothelial cells, adhesive molecules and expression of monocytes/macrophages, and transmigration of DCs, T cells and some B cells into the intima, and also the transfer of modulated types from LDL to matrix components [8]. LDL particles with oxidative modification, both its proteins and lipid groups, are known to be in atherosclerotic lesions and ready to be internalized by macrophages [9]. This study aims to find the correlation between fibrinogen and LDL cholesterol levels with AMI by analyzing the data from laboratory findings of blood samples, considering both are risk factors of AMI.

2. Methods

This study was an observational analytic study with a cross-sectional design. This study was conducted in the intensive cardiac care unit and low care unit, Dr. Soetomo General Hospital, Surabaya, from August 2015 - November 2015. The research sample was taken by purposive sampling. We enrolled male or female patients above 30 years old who were willing to participate in the study and signed the informed consent. Subjects with a history of having a stroke, unregulated diabetes mellitus, liver disease, or coagulopathy were excluded from the study.

We obtained the subject's baseline demographics based on the medical report. AMI was assessed based on the medical record, including the chief complaints and medical history, electrocardiogram, cardiac marker, and echocardiography. The diagnosis of AMI was based on the European Society of Cardiology (ESC) guidelines [4,10]. Fibrinogen and LDL cholesterol levels were measured using venous blood. The therapy consisted of conservative, thrombolytic drugs, and primary percutaneous coronary intervention (PPCI), were also determined.

The categorical variables were presented as proportion, while continuous variables were presented as mean and standard deviation (mean \pm SD). The relationship between fibrinogen and LDL cholesterol levels in patients with AMI was analyzed using the Pearson correlation test if the data were normally distributed, and Spearman correlation as an alternative. Data from the study were analyzed by program R version 3.0.2. Statistical significance was considered when a p -value <0.05 .

3. Results

3.1. Characteristics of subjects

We enrolled 67 subjects with baseline characteristics, as described in Table 1. Based on sex, there were 47 males (70.15%) and 20 females (29.85%) subjects. The youngest was 30 years old, while the oldest was 85 years old, and the mean age was 55.07 ± 11.02 . Subjects with AMI were 49 (73.13%) patients, while subjects without AMI were 18 (26.87%) patients. In the AMI group, the conservative therapy using medication was 21 (42.86%) patients, thrombolytic therapy using Streptase was nine (18.37%) patients and PPCI therapy for 19 (38.77%) patients.

Table 1. Baseline characteristic of subjects.

Variables	n (%) / mean \pm SD
Gender	
Man	47 (70.15)
Women	20 (29.85)
Age (years)	55.07 \pm 11.2
Diagnosis	
AMI	49 (73.13)
Non-AMI	18 (26.87)
Therapy	
Conservative	21 (42.86)
Thrombolytic drug	9 (18.37)
PPCI	19 (38.77)

3.2. Correlation between fibrinogen level with AMI

An unpaired T-test was performed to see the mean differences in fibrinogen level between IMA and non-IMA groups. There was a significant mean difference in fibrinogen levels between the IMA and non-IMA group, (449.949 \pm 125.231mg/dL vs 290.233 \pm 93.594mg/dL, respectively) (Table 2).

Table 2. Fibrinogen levels between AMI and non-AMI.

Variable	Diagnosis	Mean	Standard deviation
Fibrinogen Level (mg/dL)	AMI	449.949	125.231
	Non AMI	290.233	93..94

3.3. Correlation between LDL cholesterol level with AMI

Unpaired T-test was performed to see the mean difference in LDL cholesterol levels between IMA and non-IMA group. There was a significant mean difference in fibrinogen levels between the IMA and non-IMA group, (122.04 \pm 34.88mg/dL vs. 90.50 \pm 24.36mg/dL, respectively) (Table 3).

Table 3. LDL cholesterol levels between AMI and non-AMI.

Variable	Diagnosis	Mean	Standard deviation
LDL Cholesterol Level (mg/dL)	AMI	122.04	34.88
	Non AMI	90.5	24.36

3.4. Correlation between fibrinogen levels with LDL levels

A statistical correlation test was conducted to determine the significance of the relationship between fibrinogen level and LDL cholesterol level. Because the data were normally distributed, the Pearson correlation analysis was used to determine the significance of the relationship. There was a relationship between fibrinogen level and LDL cholesterol level ($p = 0.007$). The strength of the correlation was weak, with a correlation strength value of 0.326 (Table 4). There is a direct correlation between the two variables, which means that the higher the level of fibrinogen, thus the higher the level of LDL cholesterol.

Table 4. Correlation between fibrinogen levels and LDL cholesterol levels.

Variable	Mean	Standard deviation
----------	------	--------------------

Fibrinogen level	407.40	136.93
LDL cholesterol level	113.57	35.16

4. Discussion

The sample of this study were 49 patients with AMI who met the diagnosis criteria based on the European Society of Cardiology (ESC) guidelines [4,10] and 18 patients as a control group, who underwent inpatient care at the Cardiac Inpatient Unit of the Dr. Soetomo Surabaya during August 2015 - November 2015.

The proportions between male and female samples in this study were 70.15% and 29.85%, respectively. The results of other study found that the proportion of AMI was higher in men. This finding could be caused by premenopausal conditions whereby women are protected from the progression of coronary disease [11]. Based on age, the incidence of AMI occurred at an average age of 55 years with a range of 30 to 73 years, with the age of older women undergoing hospitalization. Symptoms of AMI in the elderly are different compared to the young age. Symptoms are usually not typical, and the location is more above that of the substernal. The pain threshold in older people is higher than the young age [12]. These results are in line with the other studies, which stated that the incidence of AMI increases with age, and the age of women undergoing inpatient care is relatively older than men [13]. Another study also showed that AMI events peak at ages 50-75 years [11].

Old age is a high-risk condition for the occurrence of AMI, so it requires the right choice of therapy. Revascularization therapy has a better advantage than conservative therapy, either with the percutaneous coronary intervention (PCI) or thrombolytic using Streptase. In our study, 57.14% of all AMI patients were treated with revascularization, and more than 75% of them underwent PCI. This condition is due to the fact that thrombolytic therapy in the elderly can cause bleeding complications, especially strokes, compared to PCI therapy, which provides better benefits [14]. Many patients underwent conservative therapy (42.86%) due to cost consideration and patient's fear of complications from the act of revascularization. Reperfusion action in AMI patients has a lower risk of death compared to those who have not. The choice of reperfusion therapy was carried out if there were no contraindications. Factors that are contraindicated will increase along with aging, and the selection of AMI therapy in the elderly is more conservative due to the late onset of chest pain [12].

Epidemiological studies show an association between increased fibrinogen levels and increased risk of cardiovascular disease, including coronary heart disease. In this study, there was a significant difference in fibrinogen levels between AMI patients and non-AMI patients. The average fibrinogen level of AMI patients was 449.949mg/dL compared to non-AMI patients of 290.233mg/dL. This finding is consistent with the other study, which concluded that AMI patients had higher fibrinogen levels than healthy patients, and fibrinogen levels were independently associated with AMI incidence in multivariate analysis [15]. Fibrinogen plays an essential role in the body's pathological processes such as inflammation, atherogenesis, and thrombogenesis. The inflammatory process is mediated by the results of interactions through leukocytes. The deposition of fibrin causes the initial formation of atherogenesis and stimulates cell proliferation and collagen synthesis in the intima layer of blood vessels [16]. Thrombogenesis is regulated by the balance of coagulation and fibrinolysis pathways. The damage to the blood vessel walls will cause thromboplastin tissue to trigger the coagulation pathway. Fibrinogen is also involved in the process of platelet aggregation. It is an essential component of the coagulation pathway. Increased plasma fibrinogen levels trigger a prothrombotic state or a hypercoagulability state [15].

LDL cholesterol is an essential cause of CHD. Observational studies show an association between LDL cholesterol concentration and the risk of CHD. In this study, there was a significant mean difference in the LDL cholesterol level between AMI patients and non-AMI patients. The mean LDL cholesterol level in AMI patients was 122.04mg/dL, compared to non-AMI patients of 90.50mg/dL. High LDL cholesterol levels were also found in the other study in hospitalized AMI patient population [17].

The initial stage of the atherosclerosis process involves the infiltration of LDL cholesterol, which is trapped in the sub intima tunica of blood vessels. LDL cholesterol then undergoes modification or oxidation into oxidized LDL cholesterol, which will be swallowed by macrophages and forms foam cells. Endothelial dysfunction results from oxidized LDL and causes an increase in free radicals. The endothelium will also express adhesion molecules and attract leukocytes into the subendothelial region. Leukocytes will attract monocytes and become macrophages that migrate into the intima tunica. Furthermore, fat streaks will be formed, which will then form an atherosclerotic plaque [1,2].

Fibrinogen and LDL cholesterol are risk factors for CHD. Both have the same characteristics as the cause of atherosclerotic plaques. These two variables share the same inflammatory process in atherosclerotic plaques development, which is the fundamental basis for the occurrence of acute myocardial infarction. In this study, there was a significant relationship between fibrinogen and LDL cholesterol levels. We can conclude that, if there is an increase in fibrinogen level, then the LDL cholesterol level will also increase. This finding is consistent with previous study which stated that fibrinogen level, triglycerides level, systolic blood pressure, and LDL cholesterol level were higher in AMI patients compared to healthy subjects [18].

5. Conclusion

There is a significant and positive correlation between the increased fibrinogen and LDL cholesterol level with the incidence of AMI. Examination of fibrinogen can be considered as an addition to determining the prognostic and selection of therapeutic strategies in the management of AMI.

References

- [1] Anderson J L and Morrow D A 2017 Acute myocardial infarction ed E W Campion *N. Engl. J. Med.* **376** 2053–64
- [2] Reed G W, Rossi J E and Cannon C P 2017 Acute myocardial infarction *Lancet* **389** 197–210
- [3] Lüscher T F 2018 ST-segment elevation myocardial infarction: the new ESC Guidelines *Eur. Heart J.* **39** 75–8
- [4] Steg P G et al 2012 ESC guidelines for the management of acute myocardial infarction in patients presenting with ST-segment elevation *Eur. Heart J.* **33** 2569–619
- [5] Song B, Shu Y, Xu Y N and Fu P 2015 Plasma fibrinogen level and risk of coronary heart disease among Chinese population: a systematic review and meta-analysis. *Int. J. Clin. Exp. Med.* **8** 13195–202
- [6] Lima L M, Carvalho M das G and Sousa M de O 2012 Plasminogen and fibrinogen plasma levels in coronary artery disease *Rev. Bras. Hematol. Hemoter.* **34** 298–301
- [7] Reddy V S, Bui Q T, Jacobs J R, Begelman S M, Miller D P and French W J 2015 Relationship between serum low-density lipoprotein cholesterol and in-hospital mortality following acute myocardial infarction (the lipid paradox) *Am. J. Cardiol.* **115** 557–62
- [8] Ilhan F 2015 Atherosclerosis and the role of immune cells *World J. Clin. Cases* **3** 345
- [9] Tabas I 2008 Lipids and atherosclerosis *Biochem. Lipids, Lipoproteins Membr.* 579–605
- [10] Hamm C W et al 2011 ESC guidelines for the management of acute coronary syndromes in patients presenting without persistent ST-segment elevation: The Task Force for the management of acute coronary syndromes (ACS) in patients presenting without persistent ST-segment elevation of the European Society of Cardiology (ESC) *Eur. Heart J.* **32** 2999–3054
- [11] Mozaffarian D et al 2015 *Heart Disease and Stroke Statistics—2016 Update* vol 133
- [12] Carro A and Kaski J C 2011 Myocardial infarction in the elderly. *Aging Dis.* **2** 116–37
- [13] Canto J G et al 2012 Association of age and sex with myocardial infarction symptom presentation and in-hospital mortality *JAMA* **307** 6072–8
- [14] Borzak S and Weaver W D 2000 Sex and outcome after myocardial infarction *Circulation* **102** 2458–9
- [15] Pineda J, Marín F, Marco P, Roldán V, Valencia J, Ruiz-Nodar J M, Sogorb F and Lip G Y H

- 2009 Premature coronary artery disease in young (age <45) subjects: Interactions of lipid profile, thrombophilic and haemostatic markers *Int. J. Cardiol.* **136** 222–5
- [16] Kamath S and Lip G Y H 2003 Fibrinogen: biochemistry, epidemiology and determinants *QJM* **96** 711–29
- [17] Nigam P K, Narain V S and Hasan M 2004 Serum lipid profile in patients with acute myocardial infarction *Indian J. Clin. Biochem.* **19** 67–70
- [18] Heinrich J, Balleisen L, Schulte H, Assmann G and van de Loo J 1994 Fibrinogen and factor VII in the prediction of coronary risk. Results from the PROCAM study in healthy men. *Arterioscler. Thromb. A J. Vasc. Biol.* **14** 54–9