

Article DOI: DOI url:

Recovery of base and precious metals from PCBs (Printed Circuit Boards) in waste electrical and electronic equipment (WEEE)

Yete Pélagie, Togbe FC Alexis, Yovo Franck, Suanon Fidèle, Sidohoude Assou, Kouwanou Cosme, Wekpon Honorat, Ahlonsou Daniel, Wotto Valentin, Sohounhoue Dominique

Article DOI: 10.30574/wjarr.2022.13.1.0734 DOI url: <https://doi.org/10.30574/wjarr.2022.13.1.0734>

[View Abstract](#)

[Download PDF](#)

Therapeutic efficacy of the drug Simparica® for demodicosis in dogs in the Kamianets-Podilskyi, Ukraine

Sergiy Prosyanyi, Andrii Borshuliak, Yulia Horiuk

Article DOI: 10.30574/wjarr.2022.13.1.0756 DOI url: <https://doi.org/10.30574/wjarr.2022.13.1.0756>

[View Abstract](#)

[Download PDF](#)

Explanatory factors of the psychomotor development of infants aged 1-24 months in N'Djamena (Chad)

Silé Souam Nguélé, Haoua Démadji Béléti, Djidita Hagré Youssouf, Kanezouné Gongnet, Ildjima Ousmane Kadallah, Adrienne Ngaringuem, Séraphin Nguefack, Avoksouma Djona Atchénémou

Article DOI: 10.30574/wjarr.2022.13.1.0750 DOI url: <https://doi.org/10.30574/wjarr.2022.13.1.0750>

[View Abstract](#)

[Download PDF](#)

Evaluate the effectiveness and safety of proton pump inhibitors (PPIs) in the treatment of upper GIT disorders

Ahmed Mousa Elgadi, Ahmed Hijazi Mahmoud, Azeldin fouzi Alabidi, Zinab Ali Albarghathi, Nouha Elmabrouk Mohammed, Iman Elmahdi Mohamed, Salma Abdelkerim Bukhatwa, Ali Ateia elmabsout

Article DOI: 10.30574/wjarr.2022.13.1.0755 DOI url: <https://doi.org/10.30574/wjarr.2022.13.1.0755>

[View Abstract](#)

[Download PDF](#)

Morphological variation of iron toxicity tolerance in lowland rice (*Oryza sativa* L.) varieties

Zipporah Page, David P Tokpah, Khady N Drame, Zogbo Luther, Victor M Voor, Charles F King

Article DOI: 10.30574/wjarr.2022.13.1.0758 DOI url: <https://doi.org/10.30574/wjarr.2022.13.1.0758>

[View Abstract](#)

[Download PDF](#)

Study of the antibacterial capacity of extracts of *Solanum incanum* L., (Solanaceae) traditionally used for the management of avian cholera in rural areas of Burkina Faso

Modou Séré, Kiessoun Konaté, Balamoussa Santara, Dominique O. Sanou, Adrien M.G. Belem

Article DOI: 10.30574/wjarr.2022.13.1.0717 DOI url: <https://doi.org/10.30574/wjarr.2022.13.1.0717>

[View Abstract](#)

[Download PDF](#)

The contribution of vaccination to global health, from the past to the present: mandatory or social duty?

Barbara Fialho Carvalho Sampaio, Leandro Gregorut Lima, Marco Aurélio Silvério Neves, Carolina Paulette Neves, Heitor Franco de Andrade Júnior

Article DOI: 10.30574/wjarr.2022.13.1.0714 DOI url: <https://doi.org/10.30574/wjarr.2022.13.1.0714>

[View Abstract](#)

[Download PDF](#)

Understanding psychosis: diagnosis and clinical presentation (updates for clinicians)

Gayane Kirakosyan, Alina Frolova

Article DOI: 10.30574/wjarr.2022.13.1.0759 DOI url: <https://doi.org/10.30574/wjarr.2022.13.1.0759>

[View Abstract](#)

[Download PDF](#)

Post exenteration surgery rehabilitation with orbital prosthesis – A case report

Ainy Fitri Nuriyanto, Agus Dahlan, Abil Kurdi

Article DOI: 10.30574/wjarr.2022.13.1.0702 DOI url: <https://doi.org/10.30574/wjarr.2022.13.1.0702>

[View Abstract](#)

[Download PDF](#)

Denture characteristics, oral hygiene practice and periodontal changes of partial denture wearers and non-denture wearers in a Teaching Hospital- A comparative study

Omotayo Adebola Oremosu, Modupeoluwa Omotunde Soroye

Article DOI: 10.30574/wjarr.2022.13.1.0761 DOI url: <https://doi.org/10.30574/wjarr.2022.13.1.0761>

[View Abstract](#)

[Download PDF](#)

Level of knowledge regarding COVID-19 health protocols in the tourism sector in Taro village before and after counseling

Noffta Fachryandini, Shabrina Nur Imanina, Ayurveda Zaynabila Heriqbaldi, Widati Fatmaningrum

Article DOI: 10.30574/wjarr.2022.13.1.0762 DOI url: <https://doi.org/10.30574/wjarr.2022.13.1.0762>

[View Abstract](#)

[Download PDF](#)

Screening of microorganisms for hydrolyases with commercial potential

Jay N Patel, Fenil A Parmar, Vivek N Upasani

Article DOI: 10.30574/wjarr.2022.13.1.0751 DOI url: <https://doi.org/10.30574/wjarr.2022.13.1.0751>

[View Abstract](#)

[Download PDF](#)

Evaluation of milk quality from dairy cows fed maize (Zea mays) stover treated with chopped and mineralized groundnut (Arachis hypogea) and soybean (Glycine max) stover

Chisowa DM, Mpofu, I DT, Daura MT, Syampaku EM

Article DOI: 10.30574/wjarr.2022.13.1.0222 DOI url: <https://doi.org/10.30574/wjarr.2022.13.1.0222>

[View Abstract](#)

[Download PDF](#)

Understanding psychosis: treatment and rehabilitation (updates for clinicians)

Gayane Kirakosyan, Alina Frolova

Article DOI: 10.30574/wjarr.2022.13.1.0006 DOI url: <https://doi.org/10.30574/wjarr.2022.13.1.0006>

[View Abstract](#)

[Download PDF](#)

Factors affecting employees' job satisfaction at Vinh Long radio and television station

Tran Kha Huy, Quan Minh Nhut

Article DOI: 10.30574/wjarr.2022.13.1.0005 DOI url: <https://doi.org/10.30574/wjarr.2022.13.1.0005>

[View Abstract](#)

[Download PDF](#)

Analysis of gene expression profiles of Enterococcus faecalis induced by type I collagen

Yoki Hirakawa, Sadaomi Sugimoto, Norimasa Tsuji, Takeshi Inamoto, Hiroshi Maeda

Article DOI: 10.30574/wjarr.2022.13.1.0742 DOI url: <https://doi.org/10.30574/wjarr.2022.13.1.0742>

[View Abstract](#)

[Download PDF](#)

Characterization of asphalt binders extracted from field mixtures containing RAP and/or RAS

Eslam Deef-Allah, Magdy Abdelrahman

Article DOI: 10.30574/wjarr.2022.13.1.0729 DOI url: <https://doi.org/10.30574/wjarr.2022.13.1.0729>

[View Abstract](#)

[Download PDF](#)

Analysis of land use change in Mangrove of the Barra San José, Chiapas, Mexico

Karla Mildred Cigarroa-Alonso, Gladys Linares-Fleites, Miguel Ángel Valera-Pérez

Article DOI: 10.30574/wjarr.2022.13.1.0743 DOI url: <https://doi.org/10.30574/wjarr.2022.13.1.0743>

[View Abstract](#)

[Download PDF](#)

A review on synthesis methods of tricyclic 1,2,3,4-tetrahydrocarbazoles

Nitin Kumar, Vinod Kumar, Yogita Chowdhary

Article DOI: 10.30574/wjarr.2022.13.1.0754 DOI url: <https://doi.org/10.30574/wjarr.2022.13.1.0754>

[View Abstract](#)

[Download PDF](#)

Evaluation of hepatic fibrosis in patients with chronic hepatitis B virus by non-invasive methods: Aspartate-to-platelet ratio index, Fibrosis-4, fibrotest and fibroscan

Laté Mawuli Lawson-Ananiso, Aklesso Bagny, Oumboma Bouglouga, Laconi Kaaga, Gad Namdiro, Rafiou El-Hadji Yakoubou, Lidawu Roland-Moise Kogoe, Debehoma Venceslas Redah

Article DOI: 10.30574/wjarr.2022.13.1.0767 DOI url: <https://doi.org/10.30574/wjarr.2022.13.1.0767>

[View Abstract](#)

[Download PDF](#)

Epidemiological, clinical and evolutionary aspects of hypotrophic newborns at term at the Mother and Child University Hospital of N'Djamena

Silé Souam Nguélé, Adrienne Ngaringuem, Kounnezouné Patalet, Kanezouné Gongnet, Djaury Dadji-a, Hikdjolbo Gonzabo, Folquet Amorissani

Article DOI: 10.30574/wjarr.2022.13.1.0764 DOI url: <https://doi.org/10.30574/wjarr.2022.13.1.0764>

[View Abstract](#)

[Download PDF](#)

A comparative assessment of GSM and UMTS Networks

Ukoette Jeremiah Ekah, Chibuzo Emeruwa

Article DOI: 10.30574/wjarr.2022.13.1.0011 DOI url: <https://doi.org/10.30574/wjarr.2022.13.1.0011>

[View Abstract](#)[Download PDF](#)

Webinar's effect on nutritional knowledge to enhance immunity during COVID-19 pandemic

Intan Permata Sari, Fauziah Adhima, Ghivari Zuhul Fahmi, Ramidha Syaharani, Widati Fatmaningrum

Article DOI: 10.30574/wjarr.2022.13.1.0770 DOI url: <https://doi.org/10.30574/wjarr.2022.13.1.0770>

[View Abstract](#)[Download PDF](#)

Structural and optical property studies on Fe doped CuO nanoparticles

Kumara Dhas M, Vijayaraj K

Article DOI: 10.30574/wjarr.2022.13.1.0683 DOI url: <https://doi.org/10.30574/wjarr.2022.13.1.0683>

[View Abstract](#)[Download PDF](#)

The impact of digital screen use on myopia progression in COVID-19 pandemic: A systematic review

Sinta Dwi Juniari, Innas Safira Putri, Tasya Wikassa, Reny I'tishom

Article DOI: 10.30574/wjarr.2022.13.1.0009 DOI url: <https://doi.org/10.30574/wjarr.2022.13.1.0009>

[View Abstract](#)[Download PDF](#)

Nitrogen level impact on the production of double row fodder of maize

Idrissa Diédhiou, Pedro Pérez Martínez, Emmanuel Martínez Castro, Wilson Geobel Ceiro-Catasú

Article DOI: 10.30574/wjarr.2022.13.1.0768 DOI url: <https://doi.org/10.30574/wjarr.2022.13.1.0768>

[View Abstract](#)[Download PDF](#)

Interactions between RAP and virgin asphalt binders in field, plant, and lab mixes

Eslam Deef-Allah, Magdy Abdelrahman

Article DOI: 10.30574/wjarr.2022.13.1.0744 DOI url: <https://doi.org/10.30574/wjarr.2022.13.1.0744>

[View Abstract](#)[Download PDF](#)

Level of knowledge about handwashing and hand sanitizer at Taro village, Gianyar before and after counseling

Maftuhatur Rizkiyah Putri, Almira Disya Salsabil, I Made Agus Dwipayana, Widati Fatmaningrum

Article DOI: 10.30574/wjarr.2022.13.1.0766 DOI url: <https://doi.org/10.30574/wjarr.2022.13.1.0766>

[View Abstract](#)[Download PDF](#)

Relationship between age and gender with cholesterol levels of Taro villagers

Nadya Meta Harlinda, Bahar Khusni, Reido Dafa Annafis, Rayhan Muhammad Basyarahil, Widati Fatmaningrum

Article DOI: 10.30574/wjarr.2022.13.1.0010 DOI url: <https://doi.org/10.30574/wjarr.2022.13.1.0010>

[View Abstract](#)[Download PDF](#)

Knowledge Level about Management of Social Media Use during the Covid-19 Pandemic

Moh. Ladrang Pramushinto Paramanindhito, Ezrin Syariman bin Roslan, Julian Benedict Swannjo, I Putu Agus Arsana, Hersati Prasetyo, Mahrumi Dewi, Vatine Adila, Almara Diva Puteri Arnapi, Reyna Cesariyani Rahmadianti Rusuldi, Idznika Nurannisa Wibowo, Danti Nur Indiatuti

Article DOI: 10.30574/wjarr.2022.13.1.0002 DOI url: <https://doi.org/10.30574/wjarr.2022.13.1.0002>

[View Abstract](#)[Download PDF](#)

Factors affecting neonatal birth weight in Sidotopo Wetan Health Centre: A cross-sectional study

Lila Amila, Ezrin Syariman bin Roslan, Nabila, Widati Fatmaningrum

Article DOI: 10.30574/wjarr.2022.13.1.0001 DOI url: <https://doi.org/10.30574/wjarr.2022.13.1.0001>

[View Abstract](#)[Download PDF](#)

The potency of PLGA-Encapsulated Epigallocatechin Gallate (EGCG) as adjuvant therapy for chronic kidney disease

Deandra Maharani Widiatmaja, Alyaa Ulaa Dhiya UI Haq, Dinda Dwi Purwati, Arifa Mustika

Article DOI: 10.30574/wjarr.2022.13.1.0019 DOI url: <https://doi.org/10.30574/wjarr.2022.13.1.0019>

[View Abstract](#)[Download PDF](#)

Review: Radio Electric Asymmetric Conveyer (REAC) as adjuvant therapy of mental disorder

Putri Aliya Ahadini, Muhamad Bagus Wira Utama, Adhyatma Ismu Reihan, Reny I'tishom

Article DOI: 10.30574/wjarr.2022.13.1.0030 DOI url: <https://doi.org/10.30574/wjarr.2022.13.1.0030>

[View Abstract](#)[Download PDF](#)

Evaluating energy consumption, indoor air quality, and student productivity

Zulai Jarmai Baba-Girei, Binta Fatima Yahaya, Ruth Rakiya Martins

Article DOI: 10.30574/wjarr.2022.13.1.0725 DOI url: <https://doi.org/10.30574/wjarr.2022.13.1.0725>

[View Abstract](#)

[Download PDF](#)

Detecting occupancy behaviour of buildings through environment monitoring sensing

Binta Fatima Yahaya, Allan Joseph Usman, Joy Nanlop Uwa

Article DOI: 10.30574/wjarr.2022.13.1.0724 DOI url: <https://doi.org/10.30574/wjarr.2022.13.1.0724>

[View Abstract](#)

[Download PDF](#)

Electrospinning-modified Pt/CeO₂ nano bandage as a promising therapy to reduce secondary brain injury

Alfiani Zukhruful Fitri Rifa'i, Rizqi Apsari Fairuz Kamila, Clara Alverina, Reny I'tishom

Article DOI: 10.30574/wjarr.2022.13.1.0771 DOI url: <https://doi.org/10.30574/wjarr.2022.13.1.0771>

[View Abstract](#)

[Download PDF](#)

Increasing the Level of Knowledge about Stunting and the First 1000 Days of Life in Jember Regency, East Java, Indonesia

Tamma Nisrina Lutfi, Adhana Riyadani Putri W, Aurel Syania Prabowo, Daris Agharid, Hayati Aulia Maharani, Ivi Ana Astutik, Muhammad Shalhan A, Nisrina Firsta Ammara, Riswandha Ichsan Noor, Via Aulia Aisyah Alief, Wiwin Retnowati

Article DOI: 10.30574/wjarr.2022.13.1.0021 DOI url: <https://doi.org/10.30574/wjarr.2022.13.1.0021>

[View Abstract](#)

[Download PDF](#)

Nano-Oxy: Diabetic ulcer treatment using oxygen nanoparticles concept as innovation in reducing amputation rates and antibiotics usage

Shofiuddin Al Mufid, Naufal Achmad Tsany Daffa, Dedy Firmansyah, Octaviana Galuh Pratiwi, Innas Safira Putri, Reny I'tishom

Article DOI: 10.30574/wjarr.2022.13.1.0031 DOI url: <https://doi.org/10.30574/wjarr.2022.13.1.0031>

[View Abstract](#)

[Download PDF](#)

Alagille Syndrome: A case report of a rare oral and multisystem manifestation

Adidémè Monique EZIN

Article DOI: 10.30574/wjarr.2022.13.1.0012 DOI url: <https://doi.org/10.30574/wjarr.2022.13.1.0012>

[View Abstract](#)

[Download PDF](#)

Chinese music therapy to treat depression in children and adolescents: The BARIT-Model

Wolfgang Mastnak

Article DOI: 10.30574/wjarr.2022.13.1.0035 DOI url: <https://doi.org/10.30574/wjarr.2022.13.1.0035>

[View Abstract](#)

[Download PDF](#)

Raising awareness and knowledge regarding gadget addiction during COVID-19 pandemic through webinar

Salsabila Firdausi Rafidah, Khansa Talitha Raffi, Sarah Nia Amru, Widati Fatmaningrum

Article DOI: 10.30574/wjarr.2022.13.1.0008 DOI url: <https://doi.org/10.30574/wjarr.2022.13.1.0008>

[View Abstract](#)

[Download PDF](#)

Participants' Levels of understanding before and after attending the zoom fatigue during COVID-19 Pandemic Webinar

Angelina Vedrika Marciella Tobing, Valensia Irawan, Yusuf Salim, Sri Wijayanti Sullistyawati

Article DOI: 10.30574/wjarr.2022.13.1.0017 DOI url: <https://doi.org/10.30574/wjarr.2022.13.1.0017>

[View Abstract](#)

[Download PDF](#)

The characteristics of anemia patients in End Stage Renal Disease (ESRD) based on age and gender

Sheila Violita Sambodo, Nunuk Mardiana

Article DOI: 10.30574/wjarr.2022.13.1.0034 DOI url: <https://doi.org/10.30574/wjarr.2022.13.1.0034>

[View Abstract](#)

[Download PDF](#)

Capacity building programs for COVID-19 outbreak in Duhok governorate: A short report

Muayad Aghali Merza, Bayram Dawod Ahmed

Article DOI: 10.30574/wjarr.2022.13.1.0036 DOI url: <https://doi.org/10.30574/wjarr.2022.13.1.0036>

[View Abstract](#)

[Download PDF](#)

Hemiplegia revealing an abscessed pituitary adenoma: A case report

Fresnel Lutèce ONTSI OBAME , Alngar DJIMRABEYE, Yao Christian Hugues DOKPONOU, Moussa Elmi SAAD, Nourou Dine Adeniran Bankole, Adyi MELHAOU, Abdessamad EL OUAHABI

Article DOI: 10.30574/wjarr.2022.13.1.0027 DOI url: <https://doi.org/10.30574/wjarr.2022.13.1.0027>

[View Abstract](#)

[Download PDF](#)

A production inventory model for the deteriorating goods under COVID-19 disruption risk

Kazi Wahadul Hasan

Article DOI: 10.30574/wjarr.2022.13.1.0018 DOI url: <https://doi.org/10.30574/wjarr.2022.13.1.0018>

[View Abstract](#)

[Download PDF](#)

The role of posters and interactive quizzes through social media on community understanding of mental health and immunity during Covid-19 pandemic

Ramadhani Rizki Zamzam, Muhammad Faris Zharfan, Indratama Budiwicaksono, Maftuchah Rochmanti

Article DOI: 10.30574/wjarr.2022.13.1.0025 DOI url: <https://doi.org/10.30574/wjarr.2022.13.1.0025>

[View Abstract](#)

[Download PDF](#)

Improving public knowledge about mental health and fulfilling nutrition through health Webinar

Azwan Yusuf Maulana, Galuh Ratih Ayu Paramitha, Muhammad Aldy Ichwan Fahlevi, Maftuchah Rochmanti

Article DOI: 10.30574/wjarr.2022.13.1.0029 DOI url: <https://doi.org/10.30574/wjarr.2022.13.1.0029>

[View Abstract](#)

[Download PDF](#)

Depression, anxiety, and stress among general population due to covid-19 pandemic in several countries: A review article

Nadia Mardiana Hudan, Khisma Ekiyanti, Rozana Alfi Sania, Alpha Fardah Athiyyah, Dewi Ratna Sari, Maftuchah Rochmanti

Article DOI: 10.30574/wjarr.2022.13.1.0037 DOI url: <https://doi.org/10.30574/wjarr.2022.13.1.0037>

[View Abstract](#)

[Download PDF](#)

Effects of school ownership on problem-solving abilities in algebra among senior secondary school students in Rivers State

Jessey I. Obunge, Macson J. Ahiakwo, Telima Adolphus, Muvoke D. Omeodu

Article DOI: 10.30574/wjarr.2022.13.1.0028 DOI url: <https://doi.org/10.30574/wjarr.2022.13.1.0028>

[View Abstract](#)

[Download PDF](#)

The effect of work motivation on employee performance: the case at OTUKSA Japan company

Dinh Van Thang, Nguyen Quoc Nghi

Article DOI: 10.30574/wjarr.2022.13.1.0047 DOI url: <https://doi.org/10.30574/wjarr.2022.13.1.0047>

[View Abstract](#)

[Download PDF](#)

Association between risk factors and the risk level of obstructive sleep apnea in medical students Surabaya, Indonesia

Gokmalina Clementin Odile, Wardah Rahmatul Islamiyah, Achmad Chusnu Romdhoni, Fidiana

Article DOI: 10.30574/wjarr.2022.13.1.0033 DOI url: <https://doi.org/10.30574/wjarr.2022.13.1.0033>

[View Abstract](#)

[Download PDF](#)

A case report of nonepisodic angioedema with eosinophilia in a young Japanese female followed up with serum cytokines and immunoglobulins

Masaaki Minami, Takefumi Suzuki

Article DOI: 10.30574/wjarr.2022.13.1.0038 DOI url: <https://doi.org/10.30574/wjarr.2022.13.1.0038>

[View Abstract](#)

[Download PDF](#)

Risk assessment of pesticide residues in water samples from river Gongola, Adamawa state, Nigeria

Otitoju Olawale, Moses A. Abah, Otitoju T. Grace, Bilyaminu Habibu, Emmanuel C. Okoli, Patience U. Omajali

Article DOI: 10.30574/wjarr.2022.13.1.0015 DOI url: <https://doi.org/10.30574/wjarr.2022.13.1.0015>

[View Abstract](#)

[Download PDF](#)

Statistical approach for predicting genome architecture and the major challenges

Sudheer Menon, Vincent Chi Hang Lui, Paul Kwong Hang Tam

Article DOI: 10.30574/wjarr.2022.13.1.0022 DOI url: <https://doi.org/10.30574/wjarr.2022.13.1.0022>

[View Abstract](#)

[Download PDF](#)

Comparison of Covid-19 knowledge level between high school and college student in Remaja Bergerak webinar

Ismi Dian Meiliana, Shafa Safira Robbani, Muhammad Zulfikar Salim, Maimanah Zumaro Ummi Faiqoh, Sri Wijayanti Sulistyawati

Article DOI: 10.30574/wjarr.2022.13.1.0046 DOI url: <https://doi.org/10.30574/wjarr.2022.13.1.0046>

[View Abstract](#)

[Download PDF](#)

A review on emerging applications of emulgel as topical drug delivery system

Sriaandhal Sabalingam, Malitha Aravinda Siriwardhene

Article DOI: 10.30574/wjarr.2022.13.1.0048 DOI url: <https://doi.org/10.30574/wjarr.2022.13.1.0048>

[View Abstract](#)

[Download PDF](#)

Romantic performance in adults born preterm; A short communication

Zahra Farahani, Mohammad Reza Zarkesh

Article DOI: 10.30574/wjarr.2022.13.1.0647 DOI url: <https://doi.org/10.30574/wjarr.2022.13.1.0647>

[View Abstract](#)

[Download PDF](#)

Microsphere as a novel strategy for the long-term use of corticosteroids in asthma patients during the COVID-19 Pandemic

Visuddho, Nabil Alfin Juhri, Ludy Diana Wiradhika, Reny I'tishom

Article DOI: 10.30574/wjarr.2022.13.1.0020 DOI url: <https://doi.org/10.30574/wjarr.2022.13.1.0020>

[View Abstract](#)

[Download PDF](#)

The relationship between socio-economic statuses to nutritional status of first grade students in private primary school in north Surabaya

M Gita Jayanata, Mira Irmawati, Lilik Djuari, Sri Umijati

Article DOI: 10.30574/wjarr.2022.13.1.0023 DOI url: <https://doi.org/10.30574/wjarr.2022.13.1.0023>

[View Abstract](#)

[Download PDF](#)

Oppositional defiant disorder and Chinese music therapy: The 4S-Model

Wolfgang Mastnak

Article DOI: 10.30574/wjarr.2022.13.1.0763 DOI url: <https://doi.org/10.30574/wjarr.2022.13.1.0763>

[View Abstract](#)

[Download PDF](#)

Descriptive analysis of methadone 2021 participants before and after participating in the video editing workshop

Jonathan Christopher Wewengkang, Gokmalina Clementin Odile, Intan Alda Safira, Sri Wijayanti Sulistyawati

Article DOI: 10.30574/wjarr.2022.13.1.0039 DOI url: <https://doi.org/10.30574/wjarr.2022.13.1.0039>

[View Abstract](#)

[Download PDF](#)

From Descartes to Locke: Toward the Unity of Knowledge

JUMBAM Gideon, NGONG Valentine KERNYUY

Article DOI: 10.30574/wjarr.2022.13.1.0049 DOI url: <https://doi.org/10.30574/wjarr.2022.13.1.0049>

[View Abstract](#)

[Download PDF](#)

Dysglycemia in patients with Acromegaly and Cushing's syndrome

Hind Asbar, Fatima Zahra El Jaafari, Sana Rafi, Ghizlane El Mghari, Nawal El Ansari

Article DOI: 10.30574/wjarr.2022.13.1.0054 DOI url: <https://doi.org/10.30574/wjarr.2022.13.1.0054>

[View Abstract](#)

[Download PDF](#)

Multidisciplinary management of orthodontic patients at the University of Port Harcourt Teaching Hospital, Rivers State, Nigeria

Elfleda Angelina Aikins, Chinyere Ututu

Article DOI: 10.30574/wjarr.2022.13.1.0061 DOI url: <https://doi.org/10.30574/wjarr.2022.13.1.0061>

[View Abstract](#)

[Download PDF](#)

Factors determining household savings in Zambia: A logit regression model from the micro-economic perspective

Saviour Lusaya, Namooonga Mulunda

Article DOI: 10.30574/wjarr.2022.13.1.0007 DOI url: <https://doi.org/10.30574/wjarr.2022.13.1.0007>

[View Abstract](#)

[Download PDF](#)

Molecular identification of streptomycetes by exploiting RNA polymerase beta-subunit (rpoB) gene in Saudi arabia

Awad A Algarni, Essam H Abdel-Shakour

Article DOI: 10.30574/wjarr.2022.13.1.0072 DOI url: <https://doi.org/10.30574/wjarr.2022.13.1.0072>

[View Abstract](#)

[Download PDF](#)

The COVID-19 pandemic, associated mental health issues and music educational therapy; An international and Chinese approach

Wolfgang Mastnak

Article DOI: 10.30574/wjarr.2022.13.1.0057 DOI url: <https://doi.org/10.30574/wjarr.2022.13.1.0057>

[View Abstract](#)[Download PDF](#)

Design and development of a hybrid flat-bed relief printmaking machine – A review

Wale Oloidi, Igwe O Ewona, David O Fakorede

Article DOI: 10.30574/wjarr.2022.13.1.0068 DOI url: <https://doi.org/10.30574/wjarr.2022.13.1.0068>

[View Abstract](#)[Download PDF](#)

Economic analysis of halal certification by the Halal Product Assurance Administration Agency

Mohammad Yusuf, Dewi Mahrani Rangkuty, Robi Krisna, Mochammad Erwin Raditio

Article DOI: 10.30574/wjarr.2022.13.1.0077 DOI url: <https://doi.org/10.30574/wjarr.2022.13.1.0077>

[View Abstract](#)[Download PDF](#)

Comparative analysis of research outputs of academics in Private and Public Universities in South East Nigeria

Ugochi Chinonyerem Mbachu, Glad Okwuegbunam Unachukwu

Article DOI: 10.30574/wjarr.2022.13.1.0016 DOI url: <https://doi.org/10.30574/wjarr.2022.13.1.0016>

[View Abstract](#)[Download PDF](#)

The Beliefs of Physiotherapy, Occupational Therapy, and Speech and Language Therapy undergraduate students about learning English Language.

Akhi Akter, Asma Islam, Nure Naznin

Article DOI: 10.30574/wjarr.2022.13.1.0060 DOI url: <https://doi.org/10.30574/wjarr.2022.13.1.0060>

[View Abstract](#)[Download PDF](#)

Geophysical investigation of the effects of waste dump on groundwater quality in Rukpokwu, Port Harcourt Metropolis

Nwankwoala HO, Osayande AD, Mba JC

Article DOI: 10.30574/wjarr.2022.13.1.0074 DOI url: <https://doi.org/10.30574/wjarr.2022.13.1.0074>

[View Abstract](#)[Download PDF](#)

Music, dance and painting to treat eating disorders; The Chinese TIBET-Model

Wolfgang Mastnak

Article DOI: 10.30574/wjarr.2022.13.1.0066 DOI url: <https://doi.org/10.30574/wjarr.2022.13.1.0066>

[View Abstract](#)[Download PDF](#)

Cardiovascular outcomes of SGLT-2 inhibitors and GLP-1 agonist based on race, ethnicity, and gender: A systematic review and meta-analysis of randomized trials

Ikechukwu R Ogbu, Chinedu Ngwudike, Kingsley Dah, Andrey Manov, Alfred Danielian, Shadi N Daoud

Article DOI: 10.30574/wjarr.2022.13.1.0070 DOI url: <https://doi.org/10.30574/wjarr.2022.13.1.0070>

[View Abstract](#)[Download PDF](#)

Eagle's syndrome (Elongated styloid process) an unrecognized rare cause of neck pain: A case illustration

Brahim El Mostarchid, Mamoune El Mostarchid, Jaouad Laaguili, Gazzaz Miloudi

Article DOI: 10.30574/wjarr.2022.13.1.0041 DOI url: <https://doi.org/10.30574/wjarr.2022.13.1.0041>

[View Abstract](#)[Download PDF](#)

The interdisciplinary nexus between art and science and the play of the aesthetic

Daniel Shorkend

Article DOI: 10.30574/wjarr.2022.13.1.0079 DOI url: <https://doi.org/10.30574/wjarr.2022.13.1.0079>

[View Abstract](#)[Download PDF](#)

Sport Paradox: Sudden cardiac death

Muhammad Gazi Yasargil

Article DOI: 10.30574/wjarr.2022.13.1.0084 DOI url: <https://doi.org/10.30574/wjarr.2022.13.1.0084>

[View Abstract](#)[Download PDF](#)

Production possibility of vetch and fodder pea in mixture with oats and the results of two-year macro experiment production in Tuzla canton area

Midhat Glavić, Amir Zenunović, Robin Mujačić

Article DOI: 10.30574/wjarr.2022.13.1.0081 DOI url: <https://doi.org/10.30574/wjarr.2022.13.1.0081>

[View Abstract](#)[Download PDF](#)

Growth and seedling establishment of tea (Camellia sinensis (L) O. Kuntze) under varying plantain shade in Southwest Nigeria

Seun Adewale Adeosun, Adeniyi Olumuyiwa Togun, Kayode Babatunde Adejobi, Kayode Olufemi Ayegboyin

Article DOI: 10.30574/wjarr.2022.13.1.0593 DOI url: <https://doi.org/10.30574/wjarr.2022.13.1.0593>

[View Abstract](#)

[Download PDF](#)

Condominium Hotel (Condotel) marketing and buying regulations in Indonesia

Zulfina Susanti, Sri Endah Wahyuningsih, Gunarto

Article DOI: 10.30574/wjarr.2022.13.1.0059 DOI url: <https://doi.org/10.30574/wjarr.2022.13.1.0059>

[View Abstract](#)

[Download PDF](#)

Impact of malaria prophylaxis on Plasmodium Parasitemia among pregnant women receiving care at Federal Medical Centre, Owerri

CC Duru, SD Lawson, SO Enyinnaya, L Sapira-Ordu

Article DOI: 10.30574/wjarr.2022.13.1.0073 DOI url: <https://doi.org/10.30574/wjarr.2022.13.1.0073>

[View Abstract](#)

[Download PDF](#)

A unique medium chain triglyceride-containing micronutrient complex: Effects on migraine symptoms compared to quality of life

Neil E Wolkodoff, Gerald M Haase, Reginald W Kapteyn

Article DOI: 10.30574/wjarr.2022.13.1.0067 DOI url: <https://doi.org/10.30574/wjarr.2022.13.1.0067>

[View Abstract](#)

[Download PDF](#)

Instagram campaign about COVID-19 vaccine, variant of COVID-19 virus, use of mask, and daily activities in a pandemic situation

Muhammad Anas Farobi, Anisa Putri Amanda, Nadyalifa Tania Putri, Dewi Ratna Sari, Bella Salsabila, Dhia Farhan Taufik, Hammam Izza Rofiqi, Daniel Jonathan Mangapul Siagian, Marsa Safira, Aisha Maharani Aliski

Article DOI: 10.30574/wjarr.2022.13.1.0052 DOI url: <https://doi.org/10.30574/wjarr.2022.13.1.0052>

[View Abstract](#)

[Download PDF](#)

Manifestations of climate variability in the department of Alibori in Benin

Aristide Lantokpodé, Ayokpon Hondo Nicolas, Rodrigue C Rodrigue, Ibourahim Yabi

Article DOI: 10.30574/wjarr.2022.13.1.0590 DOI url: <https://doi.org/10.30574/wjarr.2022.13.1.0590>

[View Abstract](#)

[Download PDF](#)

A comparative study of Psychological analysis during intermaxillary fixation between second and third decade

MC Prasant Pillai, Kapil Lahoti, Pavan D Tenglikar, Aakanksha Sharma, Shiv Pratap Singh

Article DOI: 10.30574/wjarr.2022.13.1.0058 DOI url: <https://doi.org/10.30574/wjarr.2022.13.1.0058>

[View Abstract](#)

[Download PDF](#)

Increasing knowledge of the Inpres elementary school students in Rimuku, Mamuju-Sulawesi Barat regarding Covid-19 and its prevention

Marsa Safira, Aisha Maharani Aliski, Bella Salsabila, Dewi Ratna Sari, Muhammad Anas Farobi, Nadyalifa Tania Putri, Dhia Farhan Taufik, Hammam Izza Rofiqi, Daniel Jonatahan Mangapul Siagian, Anisa Putri Amanda

Article DOI: 10.30574/wjarr.2022.13.1.0053 DOI url: <https://doi.org/10.30574/wjarr.2022.13.1.0053>

[View Abstract](#)

[Download PDF](#)

Improve customer satisfaction by quality functions deployment: Case in Indonesian SMEs

Tri Wahjoedi

Article DOI: 10.30574/wjarr.2022.13.1.0093 DOI url: <https://doi.org/10.30574/wjarr.2022.13.1.0093>

[View Abstract](#)

[Download PDF](#)

Puerperal depression among women attending postnatal clinic in Port Harcourt Nigeria

Nonyenim Solomon Enyidah, Esther Ijeoma Nonye-Enyidah

Article DOI: 10.30574/wjarr.2022.13.1.0071 DOI url: <https://doi.org/10.30574/wjarr.2022.13.1.0071>

[View Abstract](#)

[Download PDF](#)

Content of 31 trace elements in thyroid malignant nodules and thyroid tissue adjacent to nodules investigated using neutron activation analysis and inductively coupled plasma mass spectrometry

Vladimir Zaichick

Article DOI: 10.30574/wjarr.2022.13.1.0094 DOI url: <https://doi.org/10.30574/wjarr.2022.13.1.0094>

[View Abstract](#)

[Download PDF](#)

The effect of paying capability on the compliance of paying the National Health Insurance Contribution (NHI) participants of NHI independent during the covid-19 pandemic at the Langgikima public health center, north Konawe regency, southeast Sulawesi prov

Suhadi, Eka Purnama Sari, Rahman, Jumakil

Article DOI: 10.30574/wjarr.2022.13.1.0089 DOI url: <https://doi.org/10.30574/wjarr.2022.13.1.0089>

[View Abstract](#)

[Download PDF](#)

Evaluation of indoor radon levels in Staff offices of Umm Al Qura University, Saudi Arabia

SHA ALLehyani, RA Hassan, YM Bahashwan

Article DOI: 10.30574/wjarr.2022.13.1.0098 DOI url: <https://doi.org/10.30574/wjarr.2022.13.1.0098>

[View Abstract](#)

[Download PDF](#)

Morphological study of modern phytolith assemblages in guinea Sahara region of Nigeria

Mohammed Musa Gasma, Isiyaku Alhaji Musa, HabibuAminu, Hamidu Muhammed Askira, Saminu Hamisu Aliyu, Jimeshio Joseph Gberindyer

Article DOI: 10.30574/wjarr.2022.13.1.0082 DOI url: <https://doi.org/10.30574/wjarr.2022.13.1.0082>

[View Abstract](#)

[Download PDF](#)

Design and implementation of a hybrid IoT system of data collection and visualization

Ahmed-Mouhamadou WADE, Ibrahima GUEYE, Samba SIDIBE

Article DOI: 10.30574/wjarr.2022.13.1.0109 DOI url: <https://doi.org/10.30574/wjarr.2022.13.1.0109>

[View Abstract](#)

[Download PDF](#)

Design of automated database system for storage and management of reports on mycotoxins contaminated agricultural products in Sub-Saharan Africa

Eunice C Chibudike, Henry O Chibudike, Nwaebuni E Odega, Emeka E Njokanma, Olubamike A Adeyoju, Constance O Ngige

Article DOI: 10.30574/wjarr.2022.13.1.0102 DOI url: <https://doi.org/10.30574/wjarr.2022.13.1.0102>

[View Abstract](#)

[Download PDF](#)

Radiation protection and safety in the nuclear medicine laboratory

Christos Iliadis, Aikaterini Frantzana, Kiriaki Tachtsoglou, Ouzounakis Petros, Lambrini Kourkouta

Article DOI: 10.30574/wjarr.2022.13.1.0105 DOI url: <https://doi.org/10.30574/wjarr.2022.13.1.0105>

[View Abstract](#)

[Download PDF](#)

Antimicrobial effect of Jatropha tanjorensis leaves on multi antibiotic resistant bacterial isolated from poultry droppings

Ohemu Godwin Pius, Fajoyomi Bridget Uredo-ojo

Article DOI: 10.30574/wjarr.2022.13.1.0106 DOI url: <https://doi.org/10.30574/wjarr.2022.13.1.0106>

[View Abstract](#)

[Download PDF](#)

Coulomb Stress Analysis And Monte Carlo Simulation In Predicting Sinabung Pyroclastic Flow

Goldberd Harmuda Duva Sinaga, Switamy Angnitha Purba, Ady Frenly Simanullang

Article DOI: 10.30574/wjarr.2022.13.1.0085 DOI url: <https://doi.org/10.30574/wjarr.2022.13.1.0085>

[View Abstract](#)

[Download PDF](#)

Analysis of Coulomb Stress of Sumatera Earthquake Against Pyroclastic Flow of Mount Sinabung as Data Prone Volcano Disaster

Goldberd Harmuda Duva Sinaga, Winarto Silaban, Ady Frenly Simanullang

Article DOI: 10.30574/wjarr.2022.13.1.0086 DOI url: <https://doi.org/10.30574/wjarr.2022.13.1.0086>

[View Abstract](#)

[Download PDF](#)

Corruption in recruitment/Iraq

Daban Sabir

Article DOI: 10.30574/wjarr.2022.13.1.0076 DOI url: <https://doi.org/10.30574/wjarr.2022.13.1.0076>

[View Abstract](#)

[Download PDF](#)

Measuring the customers' brand loyalty towards fertilizers of An Giang Agrochemical Co, LTD

Dinh Van Khon, Nguyen Quoc Nghi

Article DOI: 10.30574/wjarr.2022.13.1.0063 DOI url: <https://doi.org/10.30574/wjarr.2022.13.1.0063>

[View Abstract](#)

[Download PDF](#)



World Journal of Advanced Research and Reviews

ISSN Approved International Journal with High Impact Factor for fast publication of Research and Review articles

[HOME](#)

[ABOUT US](#)

[VIEW ARTICLES](#)

[AUTHOR'S GUIDELINES](#)

[JOIN US](#)

[DOWNLOADS](#)

[CONTACT US](#)

Important Links

[Submit Manuscript](#)

[Call for Special Issue](#)

[Article Processing Fee](#)

[Track Manuscript](#)

[Journals Policies](#)

[Publication Ethics and Malpractice Statement](#)

Call for Paper

[Vol. 17, Issue 2, February 2023](#)

Editorial Board of International Journal: World Journal of Advanced Research and Review

Editor in chief

[Dr. Ashok P. Hegade](#), (Ph.D. Pharmaceutics)
editor@wjarr.com

Editorial Board Members

[Dr. Satya Ranjan Sarker](#), Associate Professor, Department of Biotechnology and Genetic Engineering, Jahangirnagar University, Savar Upazila, Dhaka (Bangladesh)

[Dr. Refat Abd El Samie Sadek](#), Professor and Head, Department of Medical Microbiology, Faculty of Medicine, Port Said University, Port Said (Egypt)

[Dr. Jithesh Madhavan](#), Professor and Head, Department of Kayachikista and PG studies in Manas roga, Vaidyaratnam PS varier Ayurveda College, Kottakkal, Kerala (India)

[Dr. U. Srinivasa](#), Professor and Head, Department of Pharmacognosy and Phytochemistry, Srinivas College of Pharmacy, Valachil, Arkula, Karnataka (India)

[Dr. Vildan Mevsin](#), Professor, Department of Family Medicine, Dokuz Eylul University School of Medicine, Izmir, Turkey






[Dr. Waheed Ali Panhwar](#), Assistant Professor, Department of Zoology, Shah Abdul Latif University, Khairpur, Sindh (Pakistan)

Submission : up
to 25th February

Editorial
decision: 48 hrs

[Call for paper
details](#)

Journal Indexing



[Dr. Badmanaban R.](#), Professor and Head, Department of Pharmacognosy, Nirmala
College of Pharmacy, Muvattupuzha, Ernakulum, Kerala-686661, (INDIA)

Join Editorial Board of WJARR an International Journal (2022-2023)

World Journal of Advanced Research and Reviews (WJARR) is committed to have dynamic and potential **Editorial board members**. We are currently expanding our editorial board for the year 2022-2023. To act as Editorial Board Members, the active researcher with excellent background in all the subject area falling within our journals scope can [Join us](#).

The potency of PLGA-Encapsulated Epigallocatechin Gallate (EGCG) as adjuvant therapy for chronic kidney disease

Deandra Maharani Widiatmaja ¹, Alyaa Ulaa Dhiya Ul Haq ¹, Dinda Dwi Purwati ¹ and Arifa Mustika ^{2,*}

¹ Medical Program, Faculty of Medicine, Universitas Airlangga, Surabaya, Indonesia.

² Department of Anatomy, Histology, and Pharmacology, Faculty of Medicine, Universitas Airlangga, Surabaya, Indonesia.

World Journal of Advanced Research and Reviews, 2022, 13(01), 273–279

Publication history: Received on 06 December 2021; revised on 09 January 2022; accepted on 11 January 2022

Article DOI: <https://doi.org/10.30574/wjarr.2022.13.1.0019>

Abstract

Chronic kidney disease (CKD) prevalence keeps increasing worldwide and being particular concern due to its morbidity and mortality. However, current CKD therapy are known to be economically costly and not necessarily provide better outcomes. Epigallocatechin gallate (EGCG) is one of the substances that widely studied as perspective therapeutic agents of CKD due to its anti-inflammatory, antioxidant, and enhancing mitochondrial function ability. However, the use of EGCG is limited to low bioavailability and poor pharmacokinetic profile. Encapsulation of EGCG with PLGA is expected to increase the efficacy of EGCG especially for its use as the kidney protective agent and optimize therapy of CKD. Thus, this study aims to analyze the potency of PLGA-encapsulated EGCG as the adjuvant therapy for CKD. This study was a narrative review summarizes studies related to current adjuvant therapy of CKD. EGCG has beneficial effects in reducing pro-inflammatory cytokines among chronic kidney disease. EGCG also can increase scavenging of free radicals to decrease reactive oxygen species. EGCG is known to enhance mitochondrial function and increase mitochondrial protection to prevent apoptosis in various kidney diseases. Combination of PLGA encapsulation with EGCG has a beneficial effect in improving the delivery, bioavailability, stability, and the pharmacokinetic profile of EGCG. PLGA-encapsulated EGCG also provides a better therapeutic effect on preventing and decreasing progression of kidney damage. Finally, this study concluded that combination of PLGA-encapsulated EGCG has a potency as the adjuvant therapy of CKD.

Keywords: CKD; EGCG; Kidney; Nanoparticles; PLGA; Therapy

1. Introduction

Chronic kidney disease (CKD) is condition of an abnormality in kidney structure or function lasting more than 3 months, with specific implications including GFR of less than 60 mL/min/1.73 m² or the occurrence of ≥ 1 signs of kidney dysfunction such as albuminuria [1]. In 2017, CKD was reported to occur in 9.1% of population worldwide or estimated 697.5 million people suffer from CKD [2]. In Indonesia, the prevalence of CKD keeps increasing annually from 20% in 2013 to 38% in 2018 with the highest proportion in the range of 65-74 years (82.3%) [3]. Several metabolic changes such as diabetes and obesity are contributing to the development of CKD, mainly through increase of reactive oxygen species (ROS) production and elevate inflammatory processes which later affect the cellular function [4,5] Prolonged exposure to ROS could induce oxidative stress and accelerate progression of kidney damage so that increases the risk of morbidity and mortality [6]. Nowadays, dialysis combined with drugs and lifestyle changes are still being the standard treatment for CKD. However, dialysis and current CKD therapy are known to be economically costly and not necessarily provide better outcomes [7]. Hemodialysis (HD) was found to increase and exacerbate oxidative stress in CKD patients, due not only to a lack of exogenous antioxidant intake, but also to increase antioxidant molecule loss and oxidative products accumulation [8] Increased formation of powerful pro-oxidant reactive molecules in HD also induce

* Corresponding author: Arifa Mustika

Department of Anatomy, Histology, and Pharmacology, Faculty of Medicine, Universitas Airlangga, Surabaya, Indonesia.

complement and inflammatory pathway activation [9]. This process later contributes to the onset of systemic cardiovascular disease [8]. Thus, the provision of adjuvant therapy is widely being developed and being of special concern in order to increase the effectiveness of CKD therapy.

Nowadays, catechins as one of the natural polyphenolic molecules have started to be studied as therapeutic agents against metabolic changes and oxidative stress. One included in the catechins family is Epigallocatechin gallate (EGCG) (Mw=458,372 g/mol), which is the most abundant polyphenol contained (60-65%) in green tea (*Camelia sinensis*) [10] [11], that is considerably to have benefit in CKD therapy. Several studies have shown that EGCG has a strong antioxidant and anti-inflammatory effect with great efficacy in reducing kidney damage. It was observed that EGCG also has high safety and very small adverse effects, which can then be a promising treatment for CKD [4,12–14] [Click or tap here to enter text.](#)

However, the implementation of EGCG in clinical use is still limited due to low stability, poor absorption, and low bioavailability. Only about 0.1-1.1% of the dose reaches systemic circulation from orally administered EGCG from natural sources [5,14]. This evidence has become a trigger to increase delivery efficiency of EGCG to enhance its therapeutic effect. One perspective is the application of nanotechnology, specifically EGCG-loaded nanoparticles. Polylactide-co-glycolic acid (PLGA) is one of nanoparticles composed of a polymeric base that is known to have ability in increasing drug stability and bioavailability [5,15]. Encapsulation of EGCG with PLGA is expected to increase the efficacy of EGCG especially for its use as the kidney protective agent and optimize therapy of CKD [5]. Therefore, this review aims to analyze the potency of PLGA-encapsulated EGCG as the adjuvant therapy for CKD.

2. Method

This study was a narrative review done by searching, collecting, and analyzing studies related to current adjuvant therapy for chronic kidney disease. Literature search was conducted in several databases such as “PubMed”, “Science Direct”, and government official websites, following these relevant keywords: “EGCG”, “PLGA”, “nanoparticles”, “therapy”, “CKD”, “kidney”. The authors used “Mesh Database” and Boolean Operator (“AND”, “OR”, “NOT”) to get specific search results. The literature search was limited to the last 10 years published studies and available in English or Indonesian.

3. Results and discussion

3.1. Pathogenesis of Chronic Kidney Disease

The development of CKD is determined by several factors. Chronic damage in the kidney is greatly influenced by the oxidative stress (OS), which is defined as an imbalance between excessive oxidants (free radicals) and their degradation by an insufficient antioxidant system. Reactive oxygen species (ROS) and reactive nitrogen species (RNS) are oxidant components that are actually formed under physiological conditions and can be removed by auto-antioxidant defense mechanisms [16]. However, ROS production in cells may be increased with environmental and lifestyle triggers like exposure to cigarette smoke, UV radiation, heavy metal ions, insecticides and so on [17]. Even more, the kidney is a highly metabolic organ and rich in oxidation reaction in mitochondria so it is more susceptible to OS. ROS can inhibit cellular activity also damage cellular proteins, lipids, and nucleic acids [16,18]. Long-term OS exposure can accelerate kidney cortex and medulla damage, as well as induce broad effects such as impairment of kidney blood flow, sodium and fluid over-retention, inflammation, decrease kidney function, even of causing fibrotic changes and onset of proteinuria. Increased ROS production is also an independent factor of CKD progression to the advanced stage. These mechanisms can contribute to the occurrence of CKD complication, such as cardiovascular disease, mineral bone disease, and gastrointestinal disorder [16,19]

Another important mechanism that plays a crucial role in the progression of CKD is inflammation response [20]. Chronic inflammatory state in CKD is contributed by numerous factors, such as acidosis, chronic and recurrent infections, intestinal dysbiosis and altered adipose tissue metabolism. Several major pro-inflammatory cytokines including interleukin-6 (IL-6), interleukin-1 (IL-1), tumor necrosis factor- α (TNF- α), which are produced by adipose tissue and have been positively associated with the severity of CKD. Apart from being an independent process, increased pro-inflammatory cytokines also occur as a response to prolonged oxidative stress processes. Other [21].

Mitochondrial dysfunction has an important role in the progression of CKD. Studies reveal persistent disruption of the mitochondrial structure and sustained tubular damage in acute kidney injury can lead to gradual progression of CKD [22]. As mentioned before, long-term exposure to oxidative stress also affects the mitochondrial function and increases

mitophagy. Stressor and inflammation also can disrupt the mitochondrial biogenesis (MB), known as the process of forming mitochondrial organelles, along with mtDNA in them through the proliferation of previous organelles [22,23]. Impaired MB can lead to maladaptive repair of microlesion and further can develop into fibrosis progression [23,24]. Increased kidney damage will result in worsen kidney function and increase the oxidative stress, inflammation, as well as the mitochondrial dysfunction. These three main mechanisms determining CKD progression also contribute to the onset of systemic complications such as cardiovascular disease and cancer [25–27]

3.2. EGCG Mechanism of Action as a Renoprotection

Epigallocatechin gallate (EGCG) is one of the major catechins present in green tea [10] In a review said A cup of green tea typically brewed from 2.5 g of tea leaves contains 240–320 mg of catechins, of which EGCG accounts for 60–65% [11]. EGCG has many characteristics such as antioxidant, anti-inflammatory, and anti-apoptotic, which of these characteristics has been proven to treat or prevent for various kidney diseases [4]. Thus, it is expected that these several functions would be beneficial in the treatment of chronic kidney disease (CKD).

3.2.1. Anti-inflammatory effect of EGCG

EGCG has been shown to be anti-inflammatory by suppressing the synthesis and action of inflammatory pathway such as, peroxynitrite, nitric oxide synthase, reactive oxygen species, and also cyclooxygenase-2 [28]. On the other study, EGCG inhibited the levels of pro-inflammatory cytokines including TNF- α , IL-1 β , and IL-6 [29]. EGCG can significantly reduce inflammation in the kidney, as evidenced by a decreases MPO and IL-1 β activity [30]. Administration of EGCG as a treatment can normalize pro-inflammatory cytokine levels in unilateral ureteral obstruction that result in increased kidney function. As a result, EGCG is thought to contribute to enhanced kidney function as renoprotection by acting as an antioxidant and anti-inflammatory. The modulation of NF- κ B and Nrf2 is involved in this renoprotection [31]. EGCG administration significantly suppressed the increase in pro-inflammatory cytokines in serum and kidney tissue, as indicated by lower levels of TNF-, IL-6 and IL-1 in the EGCG group [32].

3.2.2. Antioxidant Effect of EGCG

Several studies show that EGCG has a strong antioxidant effect. EGCG has antioxidant activity through a variety of mechanisms, such as catalytic metal chelation, hydrogen atom transfer, and electron transfer. Furthermore, in a way that relates to chemical, the antioxidant activity of EGCG can be explained by the presence of the polyhydroxyl structure and the gallate group, which both play important roles in scavenging of free radicals, as well as the presence of phenolic groups that are easily oxidized, resulting in the formation of a quinone [33]. Administration of EGCG affects the oxidative stress parameters [34]. Compared to other polyphenols, EGCG is the most effective against H₂O₂-induced HT22 cell stress and has a high potential to reduce ROS generation and radical scavenging [35]. EGCG can significantly reduce oxidative stress and inflammation in the kidney, as evidenced by a decrease in malondialdehyde (MDA) levels, and an increase in SOD activity. EGCG also decreases MPO and IL-1 β activity [30]. EGCG activates the Nrf2-ARE and PPAR α pathways and attenuates the AKT/ERK/NF- κ B pathway to reduce oxidative stress and activates SIRT1 to facilitate tissue repair and regeneration [36].

3.2.3. EGCG Enhance Mitochondrial Function

The administration of EGCG in CKD is known to have beneficial properties in preventing mitochondrial dysfunction. EGCG could prevent endoplasmic reticulum (ER) stress by involving NF- κ B and Nrf2 signaling pathways. EGCG significantly decreases NF- κ B and enhance Nrf2 activity thus prevent mitochondrial apoptosis related to ER stress [37]. EGCG also increases antioxidant production in mitochondrial cell such as SOD, CAT, GPX, c-GST, glutamate cysteine ligase, and heme oxygenase-1 (HO-1) [38]. so that enhance increases self-defense to ER stress. In addition, EGCG provides mitochondrial protection by increasing the mitochondrial electron chain complex and enhancing the MnSOD and GPX enzyme function [39]. EGCG has beneficial effects in enhancing mitochondrial function by regulating mitochondrial metabolism, including mitochondrial biogenesis, mitochondrial bioenergy, and the cell cycle as well as apoptosis. EGCG also reduced the inhibition of mitochondrial respiration, and conserved the NADH pool leading to high ATP synthesis [40]. EGCG can also prevent kidney damage and kidney fibrosis in cadmium-induced chronic kidney injury model [12] and protect against cisplatin-induced nephrotoxicity by suppressing apoptosis in mouse kidney tubular epithelial cells [41].

3.3. PLGA Encapsulation Improve Bioavailability and Efficacy of EGCG

Epigallocatechin gallate (EGCG) has multiple benefits and targets mechanisms of action that match the signaling pathway of CKD pathogenesis. In addition, EGCG also has other advantages including low toxicity, less cost, and easy accessibility [42]. However, the use of EGCG as an adjuvant therapy in clinical practice is still limited due to its low

bioavailability. EGCG is known to have low chemical stability, high degradation in intestinal environment, and low intestinal absorbance [5,14]. In oral administration, EGCG will be exposed to enzyme activities and variable pH range. Despite having good resistance to acidic gastric pH, EGCG is unstable to alkaline pH in the intestine [43]. Free EGCG also has a shorter half-life and high clearance rate. Thus, these mechanisms contribute to decrease bioavailability and stability, and have also been a concern regarding the impact on EGCG efficacy [5,43]

The use of nanoparticles as EGCG carrier molecules is currently being developed because apart from increasing the bioavailability of EGCG, studies have shown that nanoencapsulation can also increase the efficacy and therapeutic effects of EGCG [44]. Nowadays, polylactide-co-glycolic acid (PLGA) is one of the nanoparticles that is widely used as a carrier molecule of EGCG. PLGA is a polymer-based nanoparticle composed of a circular structure of nanometer polymeric size, in which the drug is distributed evenly in the matrix [5,15]. PLGA is suitable for water-soluble purposes and known to have unique physical properties such as higher tissue permeability and colloidal stability. Compared to other types of nanoparticles, PLGA is an FDA-approved polymer with great biocompatibility and biodegradability. PLGA-encapsulated EGCG preparation is also more simple and more economic so that it becomes favourable to use in recent studies [5,15,45]

Several studies have shown that PLGA could significantly modify the pharmacokinetic profile and increases the bioavailability of EGCG both *in vitro* and *in vivo* [5,42,46,47]. It was also known that PLGA-encapsulated EGCG has high encapsulation efficiency and drug loading efficiency [5,47]. Encapsulation with PLGA causes a sustained release of EGCG and avoids gross degradation due to exposure of changed pH in the digestive environment [5,42,47]. In addition to promoting better chemical stability, the administration of EGCG-loaded PLGA-NPs both intravenous and oral route also showed a significant increase in bioavailability of EGCG in the blood [42,47]. which in oral administration the bioavailability increased up to 2.4-fold compared to free EGCG [5]. PLGA provides higher bioavailability through increasing half-life and decreasing clearance rate of EGCG [5].

Encapsulation by PLGA presents a higher tissue permeability so that it can increase the absorption of EGCG in the intestinal wall [5,46] when passing through gastric acid, surface erosion and hydrolytic cleavage of the PLGA matrix still occurs. However, due to higher resistance of PLGA to acidic pH, smaller bioproducts which are encapsulated-PLGA drugs will be formed and reduce in these particles' size contribute to the enhancement of drug penetration [46]. PLGA-encapsulated EGCG also provides the possibility for better antioxidant effects, marked by effective ROS scavenging *in* [47,48].

A study using a nephrotic syndrome model shows that the administration of oral PLGA-encapsulated EGCG can reduce kidney damage and prevent chronic progression of glomerular disease. PLGA-encapsulated EGCG therapy is shown to have better efficacy in reducing proteinuria excretion and kidney pathology scores to certain degrees, compared to free EGCG [5]. In addition, PLGA-encapsulated EGCG has been known to enhance antitumor effect and DNA repair [42,46,47]. which can also make this regimen as a chemo-preventive therapy for complications of CKD, such as kidney fibrosis or kidney tumor. The current evidence shows that the addition of PLGA can optimize the role of EGCG and these compound combinations could be a perspective as CKD adjuvant therapy. Further studies both pre-clinical and clinical studies, are needed to ascertain the benefits and safety of this combination, especially for CKD therapy.

4. Conclusion

In conclusion, the use of PLGA-encapsulated EGCG has a potency as the CKD adjuvant therapy. EGCG has several mechanisms of action that can inhibit the signaling pathway of CKD, such as anti-inflammatory, antioxidant, and enhancing mitochondrial function. PLGA nanoparticles encapsulation has a beneficial effect in improving the delivery, bioavailability, stability, and the pharmacokinetic profile of EGCG. Therefore, the PLGA encapsulation also can enhance the therapeutic effect of EGCG. PLGA-encapsulated EGCG also provides better efficacy in reducing and preventing progression of kidney damage. This study supports further examination including pre-clinical and clinical studies to evaluate benefits and safety of this combination for adjuvant therapy for CKD patients.

Compliance with ethical standards

Acknowledgments

The authors would like to thanks all the parties who helped in writing of this review article.

Disclosure of conflict of interest

The authors state no conflict of interest.

References

- [1] Charles C, Ferris AH. Chronic Kidney Disease. Primary Care - Clinics in Office Practice. 2020; 47: 585–95.
- [2] Bikbov B, Purcell CA, Levey AS, Smith M, Abdoli A, Abebe M, et al. Global, regional, and national burden of chronic kidney disease, 1990–2017: a systematic analysis for the Global Burden of Disease Study 2017. *The Lancet*. 2020; 395: 709–33.
- [3] Indonesian Health Ministry. Hasil Riset Kesehatan Dasar Kementerian Kesehatan RI. 2018.
- [4] Kanlaya R, Thongboonkerd V. Molecular Mechanisms of Epigallocatechin-3-Gallate for Prevention of Chronic Kidney Disease and Renal Fibrosis: Preclinical Evidence. *Current Developments in Nutrition*. 2019; 3.
- [5] Zhang G, Zhang J. Enhanced oral bioavailability of EGCG using pH-sensitive polymeric nanoparticles: Characterization and in vivo investigation on nephrotic syndrome rats. *Drug Design, Development and Therapy*. 2018; 12: 2509–18.
- [6] Lackner RP, Lanuti M, Leal TA, Leisch LJ, Lilenbaum R, Lin J, et al. Clinical Practice Guidelines in Oncology NCCN Categories of Evidence and Consensus. 2017; 15.
- [7] Breyer MD, Susztak K. Developing Treatments for Chronic Kidney Disease in the 21st Century. *Seminars in Nephrology*. 2016; 36: 436–47.
- [8] Rysz J, Franczyk B, Ławiński J, Gluba-Brzózka A. Oxidative stress in esrd patients on dialysis and the risk of cardiovascular diseases. *Antioxidants*. 2020; 9: 1–24.
- [9] Liakopoulos V, Roumeliotis S, Gorny X, Dounousi E, Mertens PR. Oxidative Stress in Hemodialysis Patients: A Review of the Literature. *Oxidative Medicine and Cellular Longevity*. 2017.
- [10] Li F, Wang Y, Li D, Chen Y, Qiao X, Fardous R, et al. Perspectives on the recent developments with green tea polyphenols in drug discovery. *Expert Opinion on Drug Discovery*. 2018; 13: 643–60.
- [11] Hayakawa S, Ohishi T, Miyoshi N, Oishi Y, Nakamura Y, Isemura M. Anti-cancer effects of green tea epigallocatechin-3-gallate and coffee chlorogenic acid. *Molecules*. 2020; 25.
- [12] Zhou P, Yu JF, Zhao CG, Sui FX, Teng X, Wu Y bin. Therapeutic potential of EGCG on acute renal damage in a rat model of obstructive nephropathy. *Molecular Medicine Reports*. 2013; 7: 1096–102.
- [13] Chen CY, Kao CL, Liu CM. The cancer prevention, anti-inflammatory and anti-oxidation of bioactive phytochemicals targeting the TLR4 signaling pathway. *International Journal of Molecular Sciences*. 2018; 19.
- [14] Krupkova O, Ferguson SJ, Wuertz-Kozak K. Stability of (-)-epigallocatechin gallate and its activity in liquid formulations and delivery systems. *Journal of Nutritional Biochemistry*. 2016; 37: 1–12.
- [15] Yang XH, Zhang BL, Zhang XM, Tong JD, Gu YH, Guo LL, et al. EGCG Attenuates Renal Damage via Reversing Klotho Hypermethylation in Diabetic db/db Mice and HK-2 Cells. *Oxidative Medicine and Cellular Longevity*. 2020.
- [16] Daenen K, Andries A, Mekahli D, van Schepdael A, Jouret F, Bammens B. Oxidative stress in chronic kidney disease. *Pediatric Nephrology*. 2019; 34: 975–91.
- [17] Sharifi-Rad M, Anil Kumar N v., Zucca P, Varoni EM, Dini L, Panzarini E, et al. Lifestyle, Oxidative Stress, and Antioxidants: Back and Forth in the Pathophysiology of Chronic Diseases. *Frontiers in Physiology*. 2020;11.
- [18] Che R, Yuan Y, Huang S, Zhang A. Mitochondrial dysfunction in the pathophysiology of renal diseases. *Am J Physiol Renal Physiol*. 2014; 306: 367–78.
- [19] Drozd D, Kwinta P, Sztelfko K, Kordon Z, Drozd T, Łątka M, et al. Oxidative stress biomarkers and left ventricular hypertrophy in children with chronic kidney disease. *Oxidative Medicine and Cellular Longevity* 2016.
- [20] Qian Q. Inflammation: A Key Contributor to the Genesis and Progression of Chronic Kidney Disease. *Contributions to Nephrology*. 2017; 191: 72–83.
- [21] Rapa SF, di Iorio BR, Campiglia P, Heidland A, Marzocco S. Inflammation and oxidative stress in chronic kidney disease—potential therapeutic role of minerals, vitamins and plant-derived metabolites. *International Journal of Molecular Sciences*. 2020; 21.

- [22] Takemura K, Nishi H, Inagi R. Mitochondrial Dysfunction in Kidney Disease and Uremic Sarcopenia. *Frontiers in Physiology*. 2020; 11.
- [23] Jiang M, Bai M, Lei J, Xie Y, Xu S, Jia Z, et al. Mitochondrial dysfunction and the AKI-to-CKD transition. *American Journal of Physiology - Renal Physiology*. 2020; 319: F1105–16.
- [24] Panizo S, Martínez-Arias L, Alonso-Montes C, Cannata P, Martín-Carro B, Fernández-Martín JL, et al. Fibrosis in chronic kidney disease: Pathogenesis and consequences. *International Journal of Molecular Sciences*. 2021; 22: 1–19.
- [25] Agharazii M, St-Louis R, Gautier-Bastien A, Ung RV, Mokas S, Larivière R, et al. Inflammatory cytokines and reactive oxygen species as mediators of chronic kidney disease-related vascular calcification. *American Journal of Hypertension*. 2015; 28: 746–55.
- [26] Lowrance WT, Ordoñez J, Udaltsova N, Russo P, Go AS. CKD and the risk of incident cancer. *Journal of the American Society of Nephrology*. 2014; 25: 2327–34.
- [27] Wong G, Staplin N, Emberson J, Baigent C, Turner R, Chalmers J, et al. Chronic kidney disease and the risk of cancer: An individual patient data meta-analysis of 32,057 participants from six prospective studies. *BMC Cancer*. 2016; 16.
- [28] Hagi A, Attin T, Schmidlin PR, Ramenzoni LL. Dose-dependent green tea effect on decrease of inflammation in human oral gingival epithelial keratinocytes: in vitro study. 2019.
- [29] Pervin M, Unno K, Ohishi T, Tanabe H, Miyoshi N, Nakamura Y. Beneficial Effects of Green Tea Catechins on Neurodegenerative Diseases. *Molecules*. 2018; 23.
- [30] Tain YL, Hsu CN. Targeting on asymmetric Dimethylarginine-Related nitric oxide-reactive oxygen species imbalance to reprogram the development of hypertension. *International Journal of Molecular Sciences*. 2016; 17.
- [31] Wang Y, Wang B, Du F, Su X, Sun G, Zhou G, et al. Epigallocatechin-3-Gallate Attenuates Oxidative Stress and Inflammation in Obstructive Nephropathy via NF- κ B and Nrf2/HO-1 Signalling Pathway Regulation. *Basic and Clinical Pharmacology and Toxicology*. 2015; 117: 164–72.
- [32] Lv J, Feng M, Zhang LL, Wan X, Zeng YC, Liang PF, et al. Protective effect of epigallocatechin gallate, a major constituent of green tea, against renal ischemia–reperfusion injury in rats. *International Urology and Nephrology*. 2015; 47: 1429–35.
- [33] Shirakami Y, Shimizu M. Possible mechanisms of green tea and its constituents against cancer. *Molecules* 2018; 23.
- [34] Bulboaca AE, Boarescu PM, Porfire AS, Dogaru G, Barbalata C, Valeanu M, et al. The effect of nano-epigallocatechin-gallate on oxidative stress and matrix metalloproteinases in experimental diabetes mellitus. *Antioxidants*. 2020; 9.
- [35] He J, Xu L, Yang L, Wang X. Epigallocatechin gallate is the most effective catechin against antioxidant stress via hydrogen peroxide and radical scavenging activity. *Medical Science Monitor*. 2018; 24: 8198–206.
- [36] Ye T, Zhen J, Du Y, Zhou JK, Peng A, Vaziri ND, et al. Green tea polyphenol (-)-epigallocatechin-3-gallate restores Nrf2 activity and ameliorates crescentic glomerulonephritis. *PLoS ONE*. 2015; 10.
- [37] Bao H, Peng A. The Green Tea Polyphenol(—)-epigallocatechin-3-gallate and its beneficial roles in chronic kidney disease. *Journal of Translational Internal Medicine*. 2016; 4: 99–103.
- [38] Shi W, Li L, Ding Y, Yang K, Chen Z, Fan X, et al. The critical role of epigallocatechin gallate in regulating mitochondrial metabolism. *Future Medicinal Chemistry*. 2018; 10: 795–809.
- [39] Pan H, Chen J, Shen K, Wang X, Wang P, Fu G, et al. Mitochondrial modulation by epigallocatechin 3-gallate ameliorates cisplatin induced renal injury through decreasing oxidative/nitrative stress, inflammation and NF- κ B in mice. *PLoS ONE*. 2015; 10.
- [40] Yu NH, Pei H, Huang YP, Li YF. (-)-epigallocatechin-3-gallate inhibits arsenic-induced inflammation and apoptosis through suppression of oxidative stress in mice. *Cellular Physiology and Biochemistry*. 2017; 41: 1788–800.
- [41] Chen B, Liu G, Zou P, Li X, Hao Q, Jiang B, et al. Epigallocatechin-3-gallate protects against cisplatin-induced nephrotoxicity by inhibiting endoplasmic reticulum stress-induced apoptosis. *Experimental Biology and Medicine*. 2015; 240: 1513–9.

- [42] Kazi J, Sen R, Ganguly S, Jha T, Ganguly S, Chatterjee Debnath M. Folate decorated epigallocatechin-3-gallate (EGCG) loaded PLGA nanoparticles; in-vitro and in-vivo targeting efficacy against MDA-MB-231 tumor xenograft. *International Journal of Pharmaceutics*. 2020; 585.
- [43] Fangueiro JF, Parra A, Silva AM, Egea MA, Souto EB, Garcia ML, et al. Validation of a high performance liquid chromatography method for the stabilization of epigallocatechin gallate. *International Journal of Pharmaceutics*. 2014; 475: 181–90.
- [44] Yang QQ, Wei XL, Fang YP, Gan RY, Wang M, Ge YY, et al. Nanochemoprevention with therapeutic benefits: An updated review focused on epigallocatechin gallate delivery. *Critical Reviews in Food Science and Nutrition*. 2020; 60: 1243–64.
- [45] Safer AM, Leporatti S, Jose J, Soliman MS. Conjugation of EGCG and chitosan NPS as a novel nano-drug delivery system. *International Journal of Nanomedicine*. 2019; 14: 8033–46.
- [46] Cano A, Ettcheto M, Chang JH, Barroso E, Espina M, Kühne BA, et al. Dual-drug loaded nanoparticles of Epigallocatechin-3-gallate (EGCG)/Ascorbic acid enhance therapeutic efficacy of EGCG in a APPswe/PS1dE9 Alzheimer's disease mice model. *Journal of Controlled Release*. 2019; 301: 62–75.
- [47] Zhang L, Chen W, Tu G, Chen X, Lu Y, Wu L, et al. Enhanced chemotherapeutic efficacy of plga-encapsulated epigallocatechin gallate (EGCG) against human lung cancer. *International Journal of Nanomedicine*. 2020; 15: 4417–29.
- [48] Shin YC, Yang WJ, Lee JH, Oh JW, Kim TW, Park JC, et al. PLGA nanofiber membranes loaded with epigallocatechin-3-O-gallate are beneficial to prevention of postsurgical adhesions. *International Journal of Nanomedicine*. 2014; 9: 4067–78.