










Vol 15, No 2 (2019)

Table of Contents

Articles

<p>Hypertension and Diabetes Mellitus Increase the Risk of Stroke DOI 10.15294/kemas.v15i2.14349 Abstract 1140 times PDF 755 times</p> <p>Liena Sofiana⁽¹⁾, Dwy Desy Rahmawati⁽²⁾, (1) Universitas Ahmad Dahlan (2) Universitas Ahmad Dahlan</p>	PDF 147-152	
<p>Variety of Anopheles mosquito in Salamwates Village, Dongko Subdistrict Trenggalek District, East Java Province DOI 10.15294/kemas.v15i2.15937 Abstract 399 times PDF 398 times</p> <p>Farah Shabrina Amazida Yuniawan⁽¹⁾, Budi Utomo⁽²⁾, Heny Arwati⁽³⁾, (1) Universitas Airlangga (2) Universitas Airlangga (3) Universitas Airlangga</p>	PDF 153-159	
<p>Prediction Model and Scoring System in Prevention and Control of Stunting Problems in Under Five-Year-Olds in Indonesia DOI 10.15294/kemas.v15i2.13415 Abstract 1204 times PDF 764 times</p> <p>Dema Simbolon⁽¹⁾, Desri Suryan⁽²⁾, Epti Yorita⁽³⁾, (1) Poltekkes Kemenkes Bengkulu (2) Poltekkes Kemenkes Bengkulu (3) Poltekkes Kemenkes Bengkulu</p>	PDF 160-170	
<p>Environmental Sanitation and Hygiene on Waste Collector in TPA Piyungan Bantul Yogyakarta DOI 10.15294/kemas.v15i2.13801 Abstract 705 times PDF 388 times</p> <p>Jasas Munandar⁽¹⁾, Surahma Asti Mulasar⁽²⁾, (1) FKM UAD Yogyakarta (2) FKM UAD Yogyakarta</p>	PDF 171-178	
<p>The Effect of Active Assistive Range of Motion to Blood Pressure Decrease of Type II Diabetes Mellitus Patient DOI 10.15294/kemas.v15i2.19459 Abstract 380 times PDF 294 times</p> <p>Sri Handayan⁽¹⁾, Susana Nurtant⁽²⁾, (1) Akper Giri Satria Husada Wonogiri (2)</p>	PDF 179-186	
<p>Stunting Intervention Strategy Based on Community Empowerment DOI 10.15294/kemas.v15i2.19049 Abstract 755 times PDF 525 times</p> <p>Intan Fitri Meutia⁽¹⁾, Devi Yuliant⁽²⁾, (1) Public Administration, Universitas Lampung (2) Public Administration, Universitas Lampung</p>	PDF 187-195	
<p>Current Evidence on the Effect of Beetroot Juice During Exercise Efforts DOI 10.15294/kemas.v15i2.22401 Abstract 587 times PDF 301 times</p> <p>Sun He⁽¹⁾, Tengku Fadilah Tengku-Kamalden⁽²⁾, (1) Universiti Putra Malaysia (2) Universiti Putra Malaysia</p>	PDF 196-205	
<p>Traditional Softball Games Effective Modified for Improving Nutritional Status and Physical Fitness in Elementary School Children DOI 10.15294/kemas.v15i2.21524 Abstract 302 times PDF 248 times</p> <p>M. Choeroel Anwar⁽¹⁾, Irwan Budiono⁽²⁾, Hermawan Pamot⁽³⁾, (1) Poltekkes Kemenkes RI (2) Nutrition department of faculty of sports sciences, UNNES, (3) Universitas Negeri Semarang</p>	PDF 206-212	
<p>Determination of Oviposition, pH, and Salinity of Aedes aegypti's Breeding Places in Semarang Regency DOI 10.15294/kemas.v15i2.21844 Abstract 304 times PDF 249 times</p> <p>Widya Hary Cahyati⁽¹⁾, Nur Siyam⁽²⁾, (1) (index-i10 : 10), Universitas Negeri Semarang (2) Universitas Negeri Semarang</p>	PDF 213-222	
<p>Risk Factors and Early Svmptoms Related to Respiratorv Disease in Pedicab Drivers in Surabaya</p>	PDF	

ABOUT THE JOURNAL

- Focus and Scope
- Manuscript Submission
- Guide for Authors
- Editorial Board
- Reviewer Team
- Abstracting/Indexing
- Ethics Statement
- Policy of Screening for Plagiaris
- Contact
- View Visitor Stats

USER

Username

Password

Remember me

JOURNAL CONTENT

Search

Search Scope

Browse

- » By Issue
- » By Author
- » By Title
- » Other Journals

COLLABORATION WITH



Ikatan Ahli Kesehatan Masyarakat Indonesia

IAKMI (The Indonesian Public Health Association) is an independent professional organization for the benefit of public health, based on Pancasila based on the 1945 Constitution. Mu

Agreement No:
402/UN.37.1.6/IKM/2012



Jejaring Nasional Pendidikan Kesehatan (JNPK)

JNPK is an organization that gathers experts and observers in the field of health education, which was established on September 1, 2014. The founder of this organization is the university of Teacher Training Education Institutik (LPTK) which organizes public health education, namely Universitas Negeri

DOI 10.15294/kemas.v15i2.19255 Abstract 456 times PDF 279 times

Amelia Lorenzia⁽¹⁾, Rivan Virlando Suryadinata⁽²⁾, I Nyoman Yoga Diputra⁽³⁾,

(1) Universitas Surabaya

(2) Universitas Surabaya

(3) Universitas Surabaya

223-234



Knowledge, Behavior, and Role of Health Cadres in The Early Detection of New Tuberculosis Case in Wonogiri

DOI 10.15294/kemas.v15i2.20647 Abstract 738 times PDF 416 times

Nita Yuniarti Ratnasari⁽¹⁾, Marni Marni⁽²⁾, Putri Halimu Husna⁽³⁾,

(1) Academic of Nursing Giri Satria Husada Wonogiri

(2) Academic of Nursing Giri Satria Husada Wonogiri

(3) Academic of Nursing Giri Satria Husada Wonogiri

PDF

235-240



Application of Casein Phosphopeptide Isolate in Cheese as Dental Caries Prevention

DOI 10.15294/kemas.v15i2.20042 Abstract 467 times PDF 345 times

Muhammad Muflih Fathulhuda⁽¹⁾, Cindy Caroline⁽²⁾, Shafwah Muthmainnah⁽³⁾, Didah Nur Faridah⁽⁴⁾,

(1)

(2)

(3)

(4) Departemen Ilmu dan Teknologi Pangan, Fakultas Teknologi Pertanian, Institut Pertanian Bogor

PDF

241-246



White Onion (Allium sativum) Extract as a Vegetable Larvicide in Blowfly (Calliphoridae) Control

DOI 10.15294/kemas.v15i2.20578 Abstract 570 times PDF 352 times

Denai Wahyun⁽¹⁾, Nila Puspita Sari⁽²⁾, Della Lucky Hanjan⁽³⁾,

(1) Prodi Kesehatan Masyarakat STIKes Hang Tuah Pekanbaru

(2) Prodi Kesehatan Masyarakat STIKes Hang Tuah Pekanbaru

(3) Prodi Kesehatan Masyarakat STIKes Hang Tuah Pekanbaru

PDF

247-256



The Effect of Physical and Socio-cultural Environments on the Access of Family Planning Service in Poor Couples of Reproductive Age in Sabu Raijua Regency

DOI 10.15294/kemas.v15i2.20964 Abstract 329 times PDF 282 times

Aysanti Yuliana Paulus⁽¹⁾, Arman Rifat Lette⁽²⁾,

(1) Universitas Citra Bangsa

(2) Universitas Citra Bangsa

PDF

258-268



Implementation of Hazard Analysis Critical Control Point Nutrition Service at Toto Kabila Regional Public Hospital, Bone Bolango

DOI 10.15294/kemas.v15i2.21222 Abstract 988 times PDF 520 times

Sunarto Kadir⁽¹⁾, Safira Amalia⁽²⁾,

(1) Universitas Negeri Gorontalo

(2) Universitas Negeri Gorontalo

PDF

269-275



Factors Affecting Pregnant Women in Preparation of Early Breastfeeding Initiation (IMD) at Grobogan Regencies

DOI 10.15294/kemas.v15i2.20547 Abstract 334 times PDF 278 times

Aniestia Yuliana⁽¹⁾, M. Zen Rahfiludin⁽²⁾, Sri Achadi Nugrahen⁽³⁾,

(1) Diponegoro University

(2) Universitas Diponegoro

(3) Universitas Diponegoro

PDF

276-285



SMS Gateway as a Media to Improve Awareness and Dietary Compliance of Hypertensive Patients

DOI 10.15294/kemas.v15i1.17479 Abstract 329 times PDF 333 times

Merita Merita⁽¹⁾, Iswanto Iswanto⁽²⁾, Kasyani Kasyani⁽³⁾, Ratti Fitriana⁽⁴⁾, Zimatul Wahyu⁽⁵⁾,

(1) Sekolah Tinggi Ilmu Kesehatan Baiturrahim, Jambi

(2) RSUD Raden Mattaher Provinsi Jambi

(3) Sekolah Tinggi Ilmu Kesehatan Baiturrahim, Jambi

(4) Sekolah Tinggi Ilmu Kesehatan Baiturrahim, Jambi

(5) Sekolah Tinggi Ilmu Kesehatan Baiturrahim, Jambi

PDF

286-294



Risk Factors of Cognitive Impairment Post Ischemic Stroke

DOI 10.15294/kemas.v15i2.16845 Abstract 544 times PDF 379 times

Rr Rizqi Saphira Nurani⁽¹⁾, Santi Martini⁽²⁾, Fanni Marzela⁽³⁾,

(1) Universitas Airlangga

(2) Universitas Airlangga

(3) Universitas Airlangga

PDF

295-302



LINK

Universitas Negeri Semarang
Pengembang Jurnal
Faculty of Sport Science

KEYWORDS

Adolescent Attitude COVID-19
Covid-19 Diarrhea HIV/AIDS
Hospital Hypertension Indonesia
Jurnal Kesehatan Masyarakat
Knowledge Management
Motivation Nutrition Stress Stunt
Toddler Tuberculosis Waste morta
stunting

Editorial Team

Editor-in-Chief

1. Prof. Dr. dr. Oktia Woro Kasmini Handayani, M.Kes, (SCOPUS ID : 57192428885) [Public Health Nutrition] Universitas Negeri Semarang, Indonesia

Editorial Advisory Regional America

1. Dr. Gina Samaan, (SCOPUS ID : 6602382950) [Epidemiology] US. Centers for Disease Control and Prevention, United States

Editorial Advisory Regional Asia

1. Prof. Kathirvelu Baskar, (SCOPUS ID : 55092286200) [Entomology] Loyola College India, Entomology Research Institute, India
2. Dr. Khalid M. Al Aboud, (SCOPUS ID : 7003345190) [Dermatology] King Faisal Specialist Hospital and Research Centre, Saudi Arabia
3. Prof. Dato'. Syed Mohamed Aljunid, (SCOPUS ID : 6504304159) [Health Economics, Policy and Management] Universiti Kebangsaan Malaysia, Malaysia
4. Dr. Dina Nur Anggraini Ningrum, (SCOPUS ID : 57195329470) [Health Information System] Taipei Medical University, Taiwan, Province of China
5. Dr. Mahalul Azam, (SCOPUS ID: 57194196255) [Medical] Universitas Negeri Semarang, Indonesia
6. Dr. Songpol Tornee, (SCOPUS ID : 6506180249) [Health Education] Shrinakharinwirot University, Thailand

Editorial Advisory Regional Australia

1. Prof. Doune Macdonald, PhD, (SCOPUS ID : 7401463393) [Health Education] University of Queensland, Australia

Editorial Advisory Regional Africa

1. Assoc. Prof. Dr. Henry Odhianosen Imhonde, (SCOPUS ID : 36069265600) [Psychology] Ambrose Alli University, Nigeria

Editorial Board

1. Muhammad Azinar, S.K.M, M.Kes, (SCOPUS ID : 57194193079) [Health Promotion] Universitas Negeri Semarang, Indonesia
2. Nur Siyam, S.K.M, M.PH, (SCOPUS ID : 57222668801) [Maternal and Child Health] Universitas Negeri Semarang, Indonesia
3. Efa Nugroho, S.K.M, M.Kes, (SCOPUS ID : 57192436111) [Reproduction Health] Universitas Negeri Semarang, Indonesia

Administration

1. Satria Adi Rachim, Universitas Negeri Semarang, Indonesia
2. Widiyanto Widiyanto, [Scopus ID: 57201671173] Universitas Terbuka, Indonesia

ISSN: 2355-3596

ABOUT THE JOURNAL

Focus and Scope

Manuscript Submission

Guide for Authors

Editorial Board

Reviewer Team

Abstracting/Indexing

Ethics Statement

Policy of Screening for Plagiarism

Contact

View Visitor Stats

USER

Username

Password

Remember me

Login

JOURNAL CONTENT

Search

Search Scope

All

Search

Browse

- » By Issue
- » By Author
- » By Title
- » Other Journals

COLLABORATION WITH



Ikatan Ahli Kesehatan Masyarakat Indonesia

IAKMI (The Indonesian Public Health Association) is an independent professional organization for the betterment of public health, based on Pancasila based on the 1945 Constitution. Mutual

Agreement No:

402/UN.37.1.6/IKM/2012



Jejaring Nasional Pendidikan Kesehatan (JNPK)

JNPK is an organization that gathers experts and observers in the field of health education, which was established on September 1, 2014. The founder of this organization is the university of Teacher Training Education Institut Teknologi Sepuluh Nopember (ITS) (LPTK) which organizes public health education, namely Universitas Negeri Semarang.



Variety of *Anopheles* Mosquito in Salamwates Village, Dongko Subdistrict Trenggalek District, East Java Province

Farah Shabrina Amazida Yuniawan¹, Budi Utomo², Heny Arwati³✉

¹Study program of Medical Doctor, Faculty of Medicine, Universitas Airlangga, Surabaya

²Department of Public Health Science, Faculty of Medicine, Universitas Airlangga, Surabaya

³Department of Medical Parasitology, Faculty of Medicine, Universitas Airlangga, Surabaya

Article Info

Article History:

Submitted September 2018

Accepted May 2019

Published November 2019

Keywords:

Anopheles, suspected malaria vector, Salamwates, Trenggalek

DOI

<https://doi.org/10.15294/kemas.v15i2.15937>

Abstract

Malaria is an infectious disease caused by parasites from the genus *Plasmodium* and transmitted through the bites of *Anopheles* mosquitoes. This study was an observational analytic research by using adult mosquito specimens. The mosquitoes were caught using indoor net trapping and outdoor cow baited net trapping started at 18.45 to 24.00 for six catching times. Outdoor cow baited net trapping caught 61 mosquitoes from seven different species namely *An. aconitus*, *An. annularis*, *An. barbirostris*, *An. indefinitus*, *An. kochi*, and *An. vagus*. Human bait trap only trapped one species, *An. indefinitus*. The most often caught mosquito was a zoophilic *An. barbirostris*, while *An. indefinitus* was the only species of anthropozophilic mosquito and suspected as the malaria vector because they were caught using indoor human bait trap.

Introduction

Malaria is an infectious disease caused by parasite of the genus *Plasmodium* and transmitted through the bite of *Anopheles* mosquito. (Arwati et al, 2018). Malaria remains an important health problem in Indonesia (Supriyanto et al, 2017) and also a life-threatening disease in tropical and subtropical regions (Zareen et al, 2016). Annual parasites incidence (API) is the number of malaria cases per 1000 inhabitants per year. Since 2011, national API has continued to decline and reached 0.85 in 2015. Only the eastern region of Indonesia, such as Papua, Maluku and NTT, still shows a high API (Pusdatin Kemenkes RI, 2016).

East Java is a province where malaria cases are localized in certain regions. The residents of several districts such as Trenggalek, Madiun, Pacitan and Banyuwangi often work outside of Java where malaria is more endemic

in order to obtain more income. The number of malaria cases in this province in 2016 was 298, all of which were imported malaria cases brought by residents returning from working in malaria-endemic areas outside Java and there was no indigenous cases (local infections) (Dinas Kesehatan Jawa Timur, 2017). In Trenggalek District at 2015, the number of microscopically positive malaria cases was 91 (Dinas Kesehatan Kabupaten Trenggalek, 2016) and in 2017 was 105 (Dinas Kesehatan Kabupaten Trenggalek, 2018). There were 26 cases of Imported malaria in the working region of Pandean Primary Health Center (Pandean PHC) or Puskesmas Pandean at 2015, which included Dongko subdistrict, Trenggalek District (Dinas Kesehatan Kabupaten Trenggalek, 2016). The number decreased to 14 cases in 2017 (Dinas Kesehatan Kabupaten Trenggalek, 2018).

Indonesia is home to a variety of malaria vectors, most of which have specific

✉ Correspondence Address:

Department of Medical Parasitology, Faculty of Medicine, Universitas Airlangga
Email: heny-a@fk.unair.ac.id

bionomic characteristics that have not been characterized. Characterizing the composition of malaria vector species together with the resting behaviour of female mosquitoes, indoor or outdoor, are very important to determine the appropriate method for mosquito capture and for planning of mosquito control program, such as the use of insecticide treated nets (ITN) or indoor residual spray (IRS) (St. Laurent et al, 2017; Basseri et al, 2010).

The prevalence of *Anopheles* mosquitoes is correlated with the incidence of malaria, while the prevalence of mosquitoes depends on the presence of breeding places in the environment. Thus the existence of breeding places is related to the incidence of malaria (Suwito et al, 2010). In addition, the presence of livestock is also related to the incidence of malaria (Mardiana and Fibrianto, 2009). The existence of livestock can divert *Anopheles* mosquitoes' human-biting behavior towards livestock, hence reducing malaria transmission to humans or pose a risk of transmitting malaria from mosquitoes that bite both animals and humans (anthropozophilic) (Donnelly et al, 2015). On the other hand, the anthropophilic nature of *Anopheles* mosquitoes affects the vector competency of mosquitoes to transmit malaria (Widyastuti et al, 2013).

Female *Anopheles* mosquitoes bite humans and animals to suck blood as their food source for the development of their eggs. These mosquitoes are actively foraging at night from 18.00 to 06.00 o'clock with different peaks for each species (Munif, 2009). Based on those reasons, *Anopheles* mosquitoes in Salamwates Village, of Dongko subdistrict, Trenggalek District, East Java Province have been captured and identified to describe the variety in malaria vector in the area. The relationship between captured *Anopheles* and malaria situation in this village will be discussed further.

Methods

The proposal for this research has been reviewed by the Ethics Committee for Health Research of Faculty of Public Health, Airlangga University as described on the Ethical Approval No. 325-KEPK.

Mosquitoes were caught using Maekawa et al (2009) method using indoor human bait and outdoor cow bait. For human bait trap, two layers of mosquito nets consisting of an

inner net measuring 1.2x1.2x2 m and outer net measuring 3.2x3.2x2 m were used. For cow bait trap, 4x4x2 m inner net and a 6x6x2 m outer net were used. Human volunteer was asked to stay in the inner net and was allowed to do activities freely without leaving the inner net during the capturing time. The cow was tied in the middle of the inner net. Mosquitoes on the outer surface of inner net, and the inner and outer surface of outer nets were collected six times hourly from 18.00 to 24.00 o'clock with 15 minutes interval. The vast majority of *Anopheles* came to the house around this time (Arwati et al, 2018). Mosquitoes were caught using a mouth-operated aspirator with the aid of a flashlight. Captured mosquitoes were placed in the containers and labeled. Identification of mosquito species was carried out in the Department of Medical Parasitology, Faculty of Medicine, Universitas Airlangga using key identification of O'Connor dan Soepanto (1990).

Results and Discussion

Trenggalek Regency is located in the southern part of East Java province. Trenggalek consists of 2/3 mountainous area, and 1/3 is lowland with an altitude of 0-690 meters above sea level. Trenggalek district is bordered by Pacitan and Ponorogo districts to the west, Ponorogo and Tulungagung districts to the north, Tulungagung district to the east, and the Indonesian sea to the south. Salamwates village is under the working region of Pandean Public Health Center (PHC) or Puskesmas and located on the highest plain in hilly area of Dongko subdistrict, which reaches 848 m above sea level (Pemerintah Kabupaten Trenggalek, 2016).

In this study, only female mosquitoes were identified, while male mosquitoes was excluded. Seven species were caught by cow bait trap and identified as *An. aconitus*, *An. annularis*, *An. barbirostris*, *An. indefinitus*, *An. kochi*, and *An. vagus*. The results of species identification of *Anopheles* caught by cow bait trap, number and their distribution based on each collection time are shown in Table 1.

Distribution, frequency and fluctuation of each species were different from each other. Table 1 shows that *An. barbirostris* was found during every collection time and was the most prevalent at 24 (42.11%) (table 2). The

Table 1. Distribution of species of Anopheles caught by cow bait trap in Salamwates Village, Dongko Subdistrict, Trenggalek District

Collection Period	No	Species	Number of mosquito	Total (%)
I 18.45-19.00	1	<i>An. barbirostris</i>	10	16 (28.07)
	2	<i>An. tesselatus</i>	3	
	3	<i>An. aconitus</i>	1	
	4	<i>An. annularis</i>	1	
	5	<i>An. indefinitus</i>	1	
II 19.45-20.00	1	<i>An. barbirostris</i>	3	6(10.53)
	2	<i>An. aconitus</i>	2	
	3	<i>An. vagus</i>	1	
III 20.45-21.00	1	<i>An. barbirostris</i>	2	4(7.02)
	2	<i>An. aconitus</i>	1	
	3	<i>An. vagus</i>	1	
IV 21.45-22.00	1	<i>An. aconitus</i>	4	11(19.29)
	2	<i>An. barbirostris</i>	3	
	3	<i>An. indefinitus</i>	2	
	4	<i>An. vagus</i>	2	
	1	<i>An. aconitus</i>	4	
V 22.45-23.00	2	<i>An. barbirostris</i>	3	12(21.05)
	3	<i>An. indefinitus</i>	2	
	4	<i>An. kochi</i>	2	
	5	<i>An. annularis</i>	1	
VI 23.45-24.00	1	<i>An. kochi</i>	5	8(14.04)
	2	<i>An. barbirostris</i>	3	
Jumlah				57(100)

Source: The data were based on the results of species identification of Anopheles mosquitoes caught by cow bait trap in Salamwates village, Donko Subdistrict, Trenggalek District, East Java Province using key identification of O'Connor and Soepanto (1999). The male mosquitoes were not identified.

number of this species at 18.45-19.00 was 10 mosquitoes, and then decreased along with the late night (Table 2 and Figure 1). The second most prevalent was *An. aconitus* (12(21.05%)) which were found around dusk (18.45-19.00) to late night, but disappeared at midnight. Five *An. indefinitus* (8.77%) were caught at the first collection time and late night. Two *An. annularis* (3.51%) were caught only at 18.45-19.00 and 22.45-23.00. Two species, *An. vagus* and *An. kochi* were not found at dusk, but only appeared at night. Interestingly, three mosquitoes of *An.*

tesselatus (5.26%) only appeared at the first collection time (Table 2 and Figure 1).

Surprisingly, only one *An. indefinitus* was caught by human bait trap. It was caught at 19.00-19.45, around the peak of night human activity. The villagers usually returned home from various activities, or went to the mosques and returned home at this time. This species was anthropozophilic because two *An. indefinitus* were also caught by cow bait trap at 22.45-23.00.

This study demonstrated that cow bait attracted more mosquitoes than human

Table 2. Frequency of each *Anopheles* mosquito species caught by cow bait trap

Species	Number of mosquito (%)	Frequency	Collection Period
<i>An. barbirostris</i>	24(42.11)	6	I, II, III, IV, V, VI
<i>An. aconitus</i>	12(21.05)	5	I, II, III, IV, V
<i>An. indefinitus</i>	5(8.77)	3	I, IV, V
<i>An. vagus</i>	7(7.02)	3	II, III, IV
<i>An. annularis</i>	2(3.51)	2	I, V
<i>An. kochi</i>	7(12.28)	2	V, VI
<i>An. tesselatus</i>	3(5.26)	1	I

Source: Number and frequency of mosquito were based on Table 1.

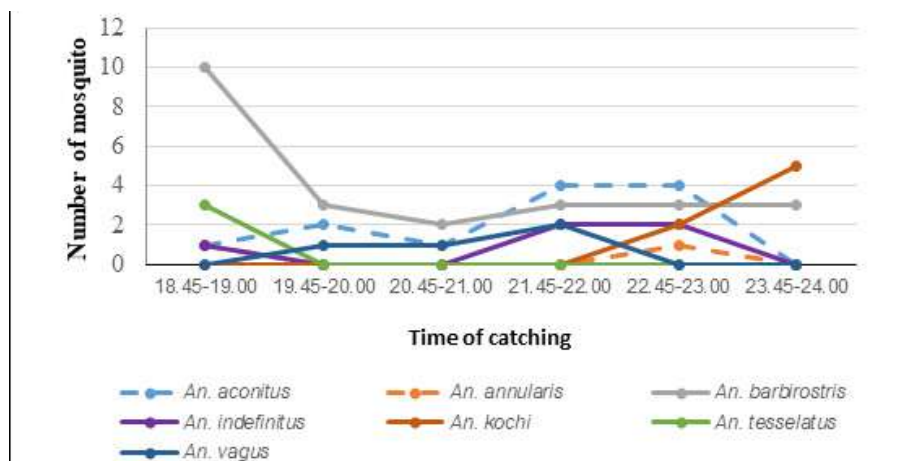


Figure 1. Fluctuation of each *Anopheles* species caught by Cow Bait Trap based on the collection time

bait and there were more zoophilic *Anopheles* mosquitoes caught compared to anthropophilic *Anopheles*. The presence of livestock is related to the incidence of malaria, in addition to the presence of bushes, plantation crops, rice fields, hills and types of breeding places (Mardiana and Fibrianto, 2009). Mosquitoes switched their feeding behaviour to suck animal blood because the villagers were more active indoors at night; therefore, malaria transmission decreased followed by the decreased of malaria cases in this village. In addition, the presence of *Anopheles* mosquitoes depends also on climate factors that affect the density of mosquitoes in breeding places, such as rainfall, air temperature, water temperature and salinity of breeding places (Tulak et al, 2018).

An. barbirostris and *An. Aconitus* were

two species with the highest frequency found in Salamwates village. This is because *An. barbirostris* (Noshirma et al, 2012) and *An. aconitus* (Munif, 2009) are commonly found in mountainous regions. The species of *An. kochi*, *An. indefinitus* and *An. annularis* were found more often in hilly regions, whereas *An. vagus* and *An. tesselatus* were found in parts of the lowlands and hilly regions (Ndoen et al, 2010). *An. barbirostris* is a species that is active from dusk (early night) to late night. As reported by Munif (2009), blood feeding of *An. barbirostris* occurs throughout the night, with the peak at 23.00-05.00. *An. barbirostris* is a common malaria vector in Java Island, Indonesia (Ndoen et al, 2010). Likewise, *An. aconitus* was active from early night to late night, the peak occurred at 22.00-23.00 then decreased and increased

again at 01.00-02.00 (Munif, 2009). In this study, *An. aconitus* was not found at 24.00.

The lowest frequency of mosquito which caught by using cow bait was *An. tessellatus* which was only caught once at 18.45-19.00. This species in Central Sumba District, East Nusa Tenggara Province was found only one mosquito around the cow shed at 22.00-23.00 (Adnyana, 2011), indicated that this species was active seeking blood at early and late night.

An. annularis was the rarest species, only 2 (3.51%) mosquito to be found in Salamwates village. This species has been incriminated as malaria vector in India, Sri Lanka, Bangladesh, Myanmar, Indonesia, Malaysia and China (Singh et al, 2013).

At 18.45-19.00, four species were found *An. aconitus*, *An. annularis*, *An. barbirostris*, *An. tessellatus*, and *An. indefinitus*. The presence of these species might related to the cattle's activities during this time. The existence of livestock such as cattle, buffalo, goats and others can act as malaria zoophylxasis. By switching mosquitoes to bite animals, transmission of malaria parasites to humans can be prevented (Donnelly et al, 2015). Livestock can have a prophylactic effect where only zoophilic vectors are present and livestock is placed in a way to act as a protective barrier for anopheline mosquitoes (Franco et al., 2014). Conversely, if livestock are placed inside or near the house it can act as a zoopotential, mosquitoes that bite animals potentially also bite humans, thereby increasing the risk of malaria transmission (Donnelly et al, 2015). Keeping medium-sized livestock inside and outside the house contributes more to the risk of malaria than its role as zoophylxasis (Hasyim et al, 2018). The use of cattle, goat and human bait in Saketa village, South Halmahera District, North Maluku Province showed that eight out of nine mosquitoes caught contained sporozoites (St. Laurent et al, 2017). *Anopheles* mosquitoes that transmit malaria are those containing malaria parasites sporozoite stage in their salivary glands (Mading and Kazwaini, 2014). Indicated that although mosquitoes are zoophilic they can contribute to malaria transmission (St. Laurent et al, 2017) when they turn to zoozanthrophilic behaviour. Livestock

that is given insecticide treatment and placed far outside the home is one way to reduce malaria cases (Franco et al, 2014). A study showed that using cows covered with insecticides and placed between houses and mosquito breeding places (lagoon) could decrease the density of *Anopheles* mosquito bites in humans, and reduce the density of mosquitoes caught with the cow bait (Santoso and Ahyanti, 2014).

In this study, *Anopheles* mosquitoes capture using indoor human bait only resulted in one mosquito identified as *An. indefinitus* which can act as a malaria vector. This was supported by the discovery of parasites DNA using single step polymerase chain reaction (PCR) method. This species played a role in malaria transmission in the study area because it contained malaria parasites (Arwati et al, 2018). Two mosquitoes of this species were also caught using cow bait at 22.45-23., indicating that *An. indefinitus* was anthropozophilic. One *An. indefinitus* has been also found with outdoor human bait (Nusa and Rohmansyah, 2013), but was not found in Simpang Empat Village, Lenkiti District, Ogan Komering Ulu (OKU), South Sumatra (Mahdalena et al, 2016).

The more prevalent zoophilic mosquitoes caught by cow bait than with human bait in the study area, showed that feeding habit of mosquitoes in study area have switched to suck cow blood from human blood. This was related to the decreasing number of malaria cases in Trenggalek District (Trenggalek District Health Office, 2015; 2017). Furthermore, the discovery of asymptomatic malaria (Arwati et al, 2013) and submicroscopic malaria together with *An. indefinitus* which contains *Plasmodium vivax* in 2016 showed that local transmission still occurred in Salamwates village where malaria cases were decreased (Arwati et al, 2018). Submicroscopic malaria can disappear spontaneously without treatment within 14 days (Cucunuba et al, 2008).

Provision of prophylactic drugs to residents before traveling to malaria-endemic areas outside Java and the use of repellents while working in those areas are likely to reduce the number of imported malaria cases followed by the disappearance of local transmission.

Conclusion

There were more *Anopheles* mosquitoes

caught by cow bait trap compared to human bait trap in Salamwates Village, Dongko Subdistrict, Trenggalek District. This indicates that the feeding habit of *Anopheles* mosquitoes has mostly turned to zoophilic, and only a few were anthropozoophilic. This was closely related to the decreased of malaria cases in the study area.

References

- Arwati H, Kusmartisnawati P, Dachlan YP. 2013. Asymptomatic malaria in Trenggalek District, East Java Province as revealed by microscopic examination and single step PCR. *Folia Medica Indonesiana*. 2013;49:150–154.
- Arwati, H., Yotopranoto, S., Rohmah, EA., Safruddin, D. 2018. Submicroscopic malaria cases play role in local transmission in Trenggalek district, East Java Province, Indonesia. *Malaria Journal*. 17:2-6. Dapat diakses pada <https://doi.org/10.1186/s12936-017-2147-7>.
- Adnyana, I.W.D. 2011. Beberapa Aspek Bionomika *Anopheles* di Kabupaten Sumba Tengah, Provinsi Nusa Tenggara Timur. *Media Litbang Kesehatan*, 21(2): 62-70
- Basseri, H., Raeisi, A., Khakha, MR., Pakarai, A and Abdolghafar, H. 2010. Seasonal abundance and host-feeding patterns of Anopheline vectors in malaria endemic area of Iran. *Journal of Parasitology Research*. 2010(2):671291. DOI: 10.1155/2010/671291
- Cucunubá ZM, Guerra AP, Rahirant SJ, Rivera JA, Cortés LJ, Nicholls RS. 2008. Asymptomatic Plasmodium spp. infection in Tierralta, Colombia. *Mem Inst Oswaldo Cruz*;103:668–73.
- Dinas Kesehatan Propinsi Jawa Timur. 2017. Profil Kesehatan Propinsi Jawa Timur 2016. http://www.depkes.go.id/resources/download/profil/PROFIL_KES_PROVINSI_2016/15_Jatim_2016.pdf?opwvc=1. Diakses tanggal 10 Agustus 2018.
- Dinas Kesehatan Kabupaten Trenggalek. 2016. Profil Kesehatan Kabupaten Trenggalek 2015. http://www.depkes.go.id/resources/download/profil/PROFIL_KAB_KOTA_2015/3503Jatim_Kab_Trenggalek_2015.pdf. Diakses tanggal 10 Agustus 2018.
- Dinas Kesehatan Kabupaten Trenggalek. 2018. Profil Kesehatan Kabupaten Trenggalek 2017. <http://dkkb.trenggalekkab.go.id/wp-content/uploads/2018/07/profil-2017-depan-belakang.pdf>. Diakses tanggal 10 Agustus 2018.
- Donnelly, B., Berrang-Ford, L., Ross, NA and Miche, P. 2015. A systematic, realist review of zoonophylaxis for malaria control. *Malar Journal*: 14:313. DOI 10.1186/s12936-015-0822-0.
- Franco, AO., Gomes, MG., Rowland, M., Coleman, PG and Davies, CR. 2014. Controlling malaria using livestock-based interventions: a one health approach. *PLoS ONE*. 014;9:e101699.
- Hasyim, H., Dhimal, M., Bauer, J., Montag, D., Groneberg, DA., Kuch, U., and Müller, R. 2018. Does livestock protect from malaria or facilitate malaria prevalence? A cross-sectional study in endemic rural areas of Indonesia. *Malar Journal*. 17:302. <https://doi.org/10.1186/s12936-018-2447-6>.
- Maekawa, Y., Sunahara, T., Dachlan, Y.P., Yotopranoto, S., Basuki, S., Uemura, H., Kanbara, H., Takagi, M. 2009. First Record of *Anopheles balabacensis* from Western Sumbawa Island, Indonesia. *Journal of the American Mosquito Control Association*, 25(2): 203-205.
- Mading, M dan Kazwaini, M. 2014. Ekologi *Anopheles* spp. di Kabupaten Lombok Tengah. *Aspirator*. 6(1): 13-20.
- Mahdalena, V., Hapsari, N dan Ni'mah, T. 2016. Keragaman jenis dan aktivitas mengisap darah *Anopheles* spp. di Desa Simpang Empat Kecamatan Lengkiti Ogan Komering Ulu Sumatera Selatan. *Aspirator*, 8(1), 2016: 9-16.
- Mardiana dan Fibrianto, D. 2009. Hubungan karakteristik lingkungan luar rumah dengan kejadian penyakit malaria. *KEMAS* 5 (1) (2009) 11-16.
- Munif, A. 2009. Nyamuk Vector Malaria dan Hubungannya dengan Aktivitas Kehidupan Manusia di Indonesia. *Aspirator*, 1(2): 94-102.
- Ndoen, E., Wild, C., Dale, P., Sipe, N., Dale, M. 2010. Relationships Between Anopheline Mosquitoes and Topography in West Timor and Java, Indonesia. *Malaria Journal*, pp 1-9.
- Noshirma, M., Willa, R.W., Adnyana, N.W.D. 2012. Beberapa Aspek Perilaku Nyamuk *Anopheles barbirostris* di Kabupaten Sumba Tengah Tahun 2011. *Media Litbang Kesehatan*, 22(4): 161-166.
- O'Connor, CT and Soepanto, A. 1999. Kunci bergambar nyamuk *Anopheles* dewasa di Indonesia. Departemen Kesehatan Republik Indonesia. Direktorat Jenderal Pemberantasan Penyakit Menular dan Penyehatan Lingkungan Pemukiman
- Pusdatin Kementerian Kesehatan RI. 2016. Malaria. Dapat diakses pada: <file:///D:/My%20DATA/>

- Downloads/InfoDatin-Malaria-2016.pdf. Diakses tanggal 5 Juli 2017.
- Santoso, B dan Ahyanti, M. 2014. Kombinasi zooprofilaksis dan pembaluran insektisida deltrametrin pada ternak sapi sebagai upaya pengendalian Anopheles. *Jurnal Kesehatan*, V (1): 53-59.
- Singh, RK., Haq, S., Gaurav K and Dhiman RC. 2013. Bionomics and Vectorial capacity of Anopheles annularis with special reference to India: A review. *J. Commun. Dis.* 45(1&2) 2013 : 1-16
- Supriyanto., Nurhayati, N and Rejeki, DSS. 2017. Analysis of malaria incidence in banyumas using spatiotemporal approach. *KEMAS* 13 (1) (2017) 1-6.
- Suwito., Hadi, UL., Sigit, SH, dan Sukowati, S. 2010. Hubungan iklim, kepadatan nyamuk Anopheles dan kejadian penyakit malaria. *J. Entomol. Indon.*, 7(1): 42-53 42.
- St. Laurent, B., Oy, K., Miller, B., Gasteiger, EB., Lee, E., Sovannaroeth, S., Gwadz, RW., Anderson, JM and Fairhurst, RM. 2016. Cow-baited tents are highly effective in sampling diverse Anopheles malaria vectors in Cambodia. *Malar J.* 15:440. DOI 10.1186/s12936-017-1950-5.
- St. Laurent , B., Burton, TA., Zubaidah, S., Miller, HC., Asih, PB., Baharuddin, A., Kosasih, S., Shinta., Firman, S., Hawley, WA., Burkot, TR., Syafruddin, D., Sukowati, S., Collins, FH and Lobo, NE. 2017. Host attraction and biting behaviour of Anopheles mosquitoes in South Halmahera, Indonesia. *Malar J.* 16:310 DOI 10.1186/s12936-017-1950-5.
- Tulak, N., Handoko, Hidayati, R., Hadi, UK., dan Hakim, L. 2018. Effect of climatic factors and habitat characteristics on Anopheles larval density. *KEMAS* 13 (3) (2018) 345-355
- Zareen, S., Rehman, HU., Gul, N., Zareen, H., Hisham, M., Ullah, I., Rehman, MU., Bibi, S., Bakht, A., Khan J and Saeed, K. 2016. Malaria is still a life threatening disease. *Review. Journal of Entomology and Zoology Studies*; 4(5): 105-112.