

2015

by Mochammad Amin Alamsjah

Submission date: 13-Apr-2021 01:21PM (UTC+0800)

Submission ID: 1557897783

File name: 2015.pdf (3.52M)

Word count: 3972

Character count: 20648

10

See discussions, stats, and author profiles for this publication at: <https://www.researchgate.net/publication/274065509>

An Edible Film Characteristic of Chitosan Made from Shrimp Waste as a Plasticizer

Article · January 2015

CITATIONS

3

READS

1,107

5 authors, including:



Eka Saputra

Air langga University

9 PUBLICATIONS 7 CITATIONS

[SEE PROFILE](#)

Kismiyati Kismiyati

Air langga University

58 PUBLICATIONS 62 CITATIONS

[SEE PROFILE](#)

Heru Pramono

The University of Tokyo

35 PUBLICATIONS 24 CITATIONS

[SEE PROFILE](#)

Annur Ahadi Abdillah

Air langga University

36 PUBLICATIONS 15 CITATIONS

[SEE PROFILE](#)

Some of the authors of this publication are also working on these related projects:

Project

Isolation and characterization of Lactic Acid Bacteria From Mud Crab (Scylla sp.) [View project](#)

Project

Identifikasi Molekuler Bakteri Asam Laktat Penghasil Bakteriosin pada Terasi, Peda dan Petis sebagai Bahan Pengawet Produk Olahan Ikan [View project](#)

All content following this page was uploaded by Heru Pramono on 26 March 2015.

The user has requested enhancement of the downloaded file.

An Edible Film Characteristic of Chitosan Made from Shrimp Waste as a Plasticizer

Eka Saputra* Kismiyati Heru Pramono Annur Ahadi Abdillah Mochammad Amin Alamsjah
Faculty of Fisheries and Marine, Universitas Airlangga, Campus C UNAIR Jl. Mulyo Surabaya, Indonesia
*E-mail of corresponding author: ekasaputra@fpk.unair.ac.id ; kismiyati@fpk.unair.ac.id

Abstract

The edible film is expected to replace the plastic packaging, so it can reduce plastic waste used. Information about edible film as food packaging that is stored at room temperature is still very few found. The aims of research is to assess the characteristics of an edible film from chitosan for biodegradable packaging to substitute plastic in general that it could not be processed further. The results of characterization making edible film chitosan with the addition of a plasticizer from carrageenan produce the value of the thickness, and tensile strength film meet the criteria of standard value for characterization of edible film, while the transmission of water vapor and the percentage of lengthening is not yet meet the criteria of standard value for characterization of edible film. Packaging is the final part of a process for the production of foodstuffs or other products. Today, the packaging industry is dominated by packaging materials made from plastic. This resulted in the increase of plastic waste in the world. Plastic packaging commonly used type of polyethylene, polystyrene, polyvinylchloride (PVC) and resins that many impacts are not as good as the environmental damage can not be decomposed by microorganisms, expensive in recycling and contamination of foodstuffs was due to the presence of certain substances migrated into the food material. One alternative solution is the use of edible film which has several advantages, which are able to protect the product, the original appearance of the product can be maintained, safe for the environment and can be eaten.

Keywords: edible film, chitosan, carrageenan, plasticizer

1. Introduction

Packaging is part the end of a production process food or other products. Packaging useful to increase the consumer revenue, also reduce degrees damage during the transport of products. Packaging is also one of a way to protect or adding power savings food products and non food. Packaging not only aimed to preserve, but also be a means of supporting in transportation, distribution, and forms an important part of an effort to overcome competition product marketing (tekpan.unimus.ac.id, 2007). Packaging industry dominated by plastic materials. It has resulted in an increase of plastic waste in the world. Parra *et al.* (2004) indicated that it is about 150 million tons plastic produced in the world every year whereas majority of plastic will cause pollution of the environment. Packaging of plastic used by public is polyethylene, polystyrene, with polyvinylchloride (PVC) and the resin that it is not good effect because they are destroying the environment, cannot be degradation to the biology and expensive for the recycling and contamination of foodstuffs.

One alternative is the use of solving an edible film which has had several profit of them are able to protect the product, performance of natural products can be maintained, safe for the environment and can directly eaten. Perez *et al.* (2011) stated that one of the benefits of the use of the edible film can reduce microbes contained in the food so that it can extend the savings products and safe for consumers. The increase in demand for edible film caused by industrial development which it is also demanded food packaging and packaging industry developed especially for food packaging industry. Gallo *et al.* (2000) said that an edible film can be produced by protein (gluten, collagen, gelatin, keratine, casein, and soybean), polysaccharide (cellulose derived from hydrosoluble, starch, alginat, pectin, carrageenan), and lipids (wax, triglyceride, oil, and fatty acids) whereas all these materials can be used alone or mixture. Information about chitosan for edible film is still very little. Recently, chitosan can be used for antibacterial and it's used on pharmaceuticals and the health care industry.

Chitosan has the potential to be developed as a material of edible film because it can be used as plasticizer, thickener, emulsifier and the framer of a protective layer on food product. Butler *et al.* (1996) observed that the chitosan film is a good barrier against oxygen but a less barrier against water vapor. Chitosan is a derivative of polysaccharides from waste of a shrimp processing industry. The production of shrimp waste are 65-85% of the shrimp weight, most of the shrimp waste produced by the shrimp processing derived from the head, the skin, and the tails. Utilization of chitosan as a making edible film is expected to reduce waste processing shrimp so that the head/skin/tail shrimp which less to absorb in shrimp processing industry could be more usefull. Furthermore, the utilization of chitosan as an edible film is expected to reduce the dependency of producers against the use of plastic synthesis as packaging. The edible film is expected to replace the plastic packaging, so it can reduce plastic waste used. Information about edible film as food packaging that is stored at room temperature is still very few found. The aims of research is to assess the characteristics of an edible film

from chitosan for biodegradable packaging to substitute plastic in general that it could not be processed further. The hope with this research can reduce plastic waste that comes from food packaging materials. Biodegradable food packaging materials are also useful to protect products while reducing plastic waste results from the packaging of foodstuffs.

31

2. Materials and Methods

2.1 Preparation of Research Equipment

20

This study was conducted in fish processing laboratory at Faculty of Fisheries and Marine, Universitas Airlangga. Edible film of chitosan is referred of Butler *et al.* (1996) method. These research are designed by Random Design Complete with three treatment levels, that is A₁ (0.5% of chitosan concentration), A₂ (1% of chitosan concentration), A₃ (1.5% of chitosan concentration), and A₄ (2% of chitosan concentration).

Mathematic model based on Gasperz (1991) is as follows:

$$Y_{ij} = \mu + \tau_i + \sum_j \epsilon_{ij}$$

Where:

Y_{ij} = the value of observation from repetition-j who received treatment-i

μ = the middle value common

τ_i = influence treatment-i

$\sum_j \epsilon_{ij}$ = influence of error-j who received treatment-i

The data collected and analysed statistically with analysis of the variation (ANOVA). If hypothesis rejected then it will be continued to advanced test by smallest real different test to get the best treatment.

2.2 The Thickness Test

Measured the thickness of a film with Microcal Meshmer which it has done on the averaged value from measurement of five of different place of edible film.

2.3 The Strong Pull and Lengthening Percent (ASTM, 1983)

18

Strong pull and lengthening percent is measured using a Tensile Strength and Percen Elongation Tester Strogaph-MI Toyoseiki. Before measurement, edible film conditioned advance in room temperature for 24 hours. The tool is arranged on an initial grip separation of 10 cm, cross-head speed of 50 mm per minute and load cell of 5 kg. Strong pull determined based on the burden of maximum and lengthening percent when calculated on a film broken or torn.

13

2.4 The Rate of Transmission of Water Vapor Using a Method of the Cup (ASTM, 1983)

The rate of transmission of water vapor is measured using water vapor transmission rate a tester using r a method of the cup. Formerly, edible film to be measured conditioned at rooms with temperature of $25 \pm 2^\circ\text{C}$ and RH $45 \pm 5\%$ for 24 hours. Absorbent material water vapor laid into the cup in such a way so that its surface is three mm from film footage that will be tested.

14

2.5 Analyses Microscopic Structure using Scanning Electron Microscope (SEM)

Analyses of microscopic structure using Scanning Electron Microscope (SEM) are performed by Toya *et al.* (1986). Scanning electron microscopy (SEM) was a microscope that works with the principle of the emission of electrons on the specimen is irradiated. Sample which is tested using SEM to be in a dry substance. Specimen holder cleaned with hand blower to deprive dust on the sample. A specimen is given a thin layer (coating) from gold-paladium (Au: 80% and Pd: 20%) by using percent to use ion sputter machine (JFC-1100). The thickness of coatings is 400 Å. Next, the specimen has coated then it put into the specimen chamber on SEM to take a picture.

3. Results and Discussion

23

An important parameter is the thickness of the edible film depends on the formation of the product to be packaged. Thickness of the edible film results ranged from 0.18-0.23 mm. Based on research, it can be seen that the average thickness of the edible film showed a decline result with the increased of chitosan concentration. Analysis results of the value of the thickness of the edible film showed that a different of chitosan concentration is not different significantly ($p > 0.05$) against the value of the thickness. Based on Japanese Industrial Standard (JIS), plastic film for packaging of foods categorized movies is having a maximum thickness of 0.25 mm. The thickness of the edible film on this research were range between 0.18-0.23 mm, it means that the thickness of the edible film on this research still meets the standards for food packaging films. The high thickness of the edible film is caused due chitosan which has a high molecular weight and monomer. Suptijah *et al.* (2008) stated that the cationic polymer chitosan have the number of about 2,000-3,000 monomer and molecular weights of around 800 kD.

The rate of transmission of water vapor is the amount of water vapor through a film surface per unit

area (McHugh and Krochta, 1994). The transmission is consisting of the process of dissolving and diffusion of active where the vapor of water soluble on one side of the film diffuses and then through the other side. Speed endurance to the transmission of water vapor determined in the condition of the thickness, temperature and pressure gradient partial water vapor. The value of the rate of transmission of water vapor film of the results ranged from 49.93-52.24mL/m²/day.

The average value of the rate of transmission of water vapor is nearly equal between each treatment relatively. Based on the result of a variety of analysis was conducted on the value of the rate of transmission of water vapor showed that the treatment did not different significantly ($p > 0.05$). Based on JIS, the value of the rate of transmission of water vapor of film for packing maximum is 7 mL/m²/day whereas the rate of transmission of water vapor from the research is not yet meets the standard of packaging film. It is caused because the chitosan of edible film is produced by polysaccharida. McHugh and Krochta (1994) said that generally film made of material of polysaccharides and proteins have the high value of the transmission of water vapor because the material is polar polymers and have the high number of hydrogen bonds so that it can produce the absorption of water in the high humidity.

Tensile strength film show a maximum of force score that produced it take to perform a pull test. The higher of the force power that produced is causing the lure will be bigger. Edible films with high tensile strength will be able to protect products from disturbance mechanical. The value of tensile strength film from this research ranged from 18.90-26.70 kgf/cm². The average of tensile strength film is not different significantly ($p > 0.05$). JIS state that the value of tensile strength film for minimal packaging is 4 kgf/cm². The edible film was resulted on this research is range between 18.90-26.70 kgf/cm².

The decline in value produced is contrary to the increase of chitosan, the tensile strength film is pertaining to the value of the thickness of the edible film, the higher of the thickness of edible film is causing the powerful of lure from edible film will increase. To produce a good edible film can be used a combination with chitosan and glutaral-dehida or locust bean gum because it capable to form a cross bond with chitosan which the cross bond can increase in elasticity of gel. Purwatiningsih (2007) stated that the higher concentration of glutaral-dehida will make the point of the rupture of a matrix gel. The high concentration of glutaral-dehida will make a cross bond of a matrix is closer so that the depth of penetration in the gel become a small fraction.

The percentage of lengthening is percent of elongation from the addition of material film which measured that it starts of the initial length until broken off. The value of the percentage of lengthening of this research result ranged from 15.95-19.45%. The results of the analysis indicate that the treatment of chitosan does not different significantly ($p > 0.05$) against the value of percent enlargement. This is because the properties of chitosan are very awkward and dry.

JIS showed that the minimal value of lengthening percent for packaging is 70%. However, the lengthening percent from this research which ranges between 15.95-19.45% is still not yet meet the standards for food packaging. Based on JIS, the edible film produced on this research meet the criteria of thickness and tensile strength film while at the rate of transmission of water vapor and the percentage of lengthening are still have not fulfilled the criteria of JIS so that it need to find an effort to improve the characteristics of a edible film in the rate of the transmission of water vapor and percentage of lengthening. One way that can be done is with material of a plasticizer added.

Microscopic structures of edible film observed by the scanning electron microscope (SEM) to know the internal structure of the edible film from the differentiation of CMC concentration. In general, edible film which are resulting having a closed pore, compact and small so that it is causing the low permeability, this can be proved by the lower of the rate of transmission water vapor. The fracture is induced by chitosan which are very rigid and less elastic. The addition of plasticizer can produce a good of edible film.

4. Conclusion

The results of characterization making edible film chitosan with the addition of a plasticizer from carrageenan produce the value of the thickness, and tensile strength film meet the criteria of standard value for characterization of edible film, while the transmission of water vapor and the percentage of lengthening is not yet meet the criteria of standard value for characterization of edible film.

References

1. Anah, A. (2000). "Prinsip Penilaian Sensori". Penerbit Universiti Kebangsaan Malaysia.
2. Association of Official Analytical Chemist (1995), "Official Methods of Analysis". Washington DC.
3. ASTM (1983). "Annual Book of ASTM Standards". American Society for testing and Material. Philadelphia.
4. Bonilla, J., Amares, L., Chiralt, A. (2012). "Edible films and coatings to prevent the detrimental effect of oxygen on food quality: possibilities and limitations". *J Food Eng* 110:208-213.
5. Bourbon, I.A., Pinheiro, C.A., Cerqueira, A.M, Rocha, R.M.C., Avides, C.M., Quintas, C.A.M., Vicente, A.A. (2011). "Physico-chemical characterization of chitosan-based edible films incorporating bioactive compounds of

- different molecular weight". *J Food Eng* 106:111-118.
- Brandenburg, A.H., Waller, C.L. & Testin, R.F. (1993), "Edible Film and Coatings from Soy Protein". *J Food Sci.* 58 (5) : 1086 – 1088.
- Butler, B. L., Vergant, P.J, Testin, R.F., Bunn, J.M. & Wiles, J.L. (1996), "Mechanical properties of edible chitosan films as affected by composition and storage". *J Food Science.* 61 (5): 953-961.
- Camacho, M.P.A., Rocha, C.O.M., Brauer, E.M.J., GZA, Felix, R.F., Ortega, C.M.M, Gomez, Y.S.M. & Jatomea, P.M. (2010), "Chitosan composite films: Thermal, structural, mechanical and antifungal properties". *Carbohydrate Polymers* 82:305-315.
- Chen, M.C., Yen, G. H.C., & Chiang, B.H. (1996), "Antimicrobial and physicochemical properties of methylcellulose and chitosan films containing aqueous-preservative". *J. Food Processing and Preservation* 20: 379-390.
- Chung, Y.C. & Chen, Y.C. (2008), "Antibacterial characteristics and activity of acid-soluble chitosan". *Bioresource Tech.* 99:2806-2814.
- Gallo, Q.A.J., Debeaufort, F., Callegarin, F. & Voilley, A. (2000), "Lipid hydrophobicity, physical state and distribution effects on the properties of emulsion-based edible films". *J Mem Sci* 180:37-46.
- Gasperz, V. (1991), "Metode Perancangan Percobaan". Penerbit CV. Armico. Bandung. 472 hal.
- Gennadios, A. & Curtis, L.W. (1990), "Edible film and coating for wheat and corn proteins". *J. of Food Tech.* 1990.
- Harris, H. (1999), "Kajian teknik formulasi terhadap karakteristik edible film dari pati ubi kayu, aren dan sagu untuk pengemas produk pangan semi basah". Program Pascasarjana, Institut Pertanian Bogor.
- Hoagland, P. D. & Parris, N. (1996), "Chitosan/pectin laminated films". *J. Agric. of Food Chem.* 44: 1915-1919.
- Karbowiak, T., Debeaufort, F., Champion, D. & Voilley, A. (2006), "Wetting properties at the surface of iota-carrageenan-based edible films". *J of Colloid and Int Sci* 294:400-410.
- Kittur, F. S., Kumar, K.R. & Tharanathan, R.N. (1998), "Functional packaging properties of chitosans films". *Z. Lebensm Unters Forsch A.* 206:43-47.
- Kong, M., Chen, G.X., Xing, K. & Park, J.H. (2010), "Antimicrobial properties of chitosan and mode of action: A state of the art review". *Intern J of Food Micro* 144:51-63.
- Manullang, M. (1998), "Pemanfaatan khitosan dalam minuman kaya serat makanan". *Bul. Teknologi dan Industri Pangan.* Vol. 9 No. 1 : 34-43.
- Mindarwati, M. (2006), "Kajian pembuatan edible film komposit dari karagenan sebagai pengemas bumbu mie instant rebus". Program Pascasarjana, Institut Pertanian Bogor.
- Navam, S., Hettiarachy & Eswaranandam, S. (2005), "Edible Films and Coatings from Soybean and Other Protein Sources". University of Arkansas. Fayetteville, Arkansas.
- Omum, J. U. (1992) "Shrimp waste must it be wasted". *Infofish* 6: 48.
- Osorio, A.F., Molina, P., Matiacovich, S., Enrione, J. & Skurtys, O. (2011), "Characteristics of hydroxy propyl methyl cellulose (HPMC) based edible film developed for blueberry coatings". *Procedia Food Sci* 1:203-209.
- Park, H.J. & Chinnan, M.S. (1995), "Gas and water vapour barrier properties of edible films from protein and cellulose materials". *J. of Food Eng.* 25:497.
- Parra, D.F., Tadini, C.C., Ponce, P. & Lugao, A.B. (2004), "Mechanical properties and water vapor transmission in some blends of cassava starch edible films". *Carbohydrate Polymers* 58:475-481.
- Parris, N., Coffin, R.F., Joubran, D.R. & Pessen, H. (1995), "Composition factors affecting the water vapor permeability and tensile properties of hydrophilic films". *J. Agri. Food. Chemistry* 43.1432-1435.
- Perez, L.M., Balague, C.E., Rubiolo, A.C. & Verdini, R.A. (2011), "Evaluation of the biocide properties of whey-protein edible films with potassium sorbate to control non-O157 shiga toxin producing *Escherichia coli*". *Procedia Food Sci* 1:287-293.
- Sajomsang, W. (2010), "Synthetic methods and applications of chitosan containing pyridylmethyl moiety and its quaternized derivatives: A review". *Carbohydrate Polymers* 80:631-647.
- Shahidi, F, Arachi, J.K.V. & Jeon, Y.J. (1999), "Food application of chitin and chitosan". *Review.Trends in Food Science and Technology.* 10: 37-51.
- Sosa, A.R., Palou, E., Munguia, J.T.M., Moorillon, N.V.G., Cruz, N.R.A. & Malo, L.A. (2012), "Antifungal activity by vapor contact of essential oils added to amaranth, chitosan, or starch edible films". *Intern J of Food Micro* 153:66-72.
- Tekpan.unimus.(2007).<http://tekpan.unimus.ac.id/wp-content/uploads/2013/07/PENGEMASAN-BAHAN-PANGAN.pdf>
- Toya, T., Jotaki, R. & Kato, A. (1986), "Spesimen Preparation in EPMA and SEM". JEOL training center EP section.
- Vallapa, N., Wiarachai, O., Thongchul, N., Pan, J., Tangpasuthadol, V.S. & Hoven, P.V. (2011), "Enhancing antibacterial activity of chitosan surface by heterogeneous quaternization". *Carbohydrate Polymers* 82:868-875.
- Xia, W., Liu, P., Zhang, J. & Chen, J. (2011), "Biological activities of chitosan and chitoooligosaccharides". *Food*

Hydrocolloids 25:170-179.

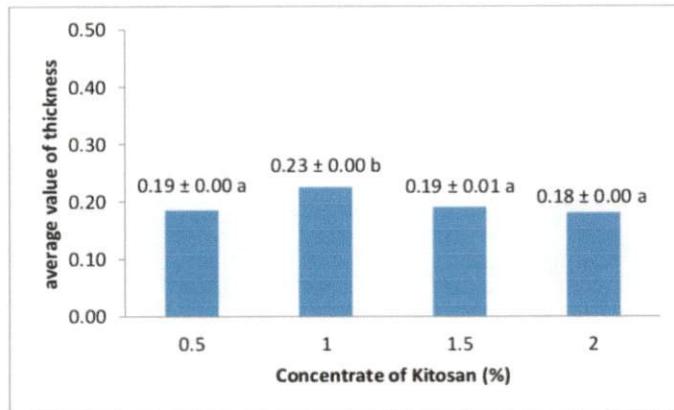


Figure 1. Histogram of the average value of thickness

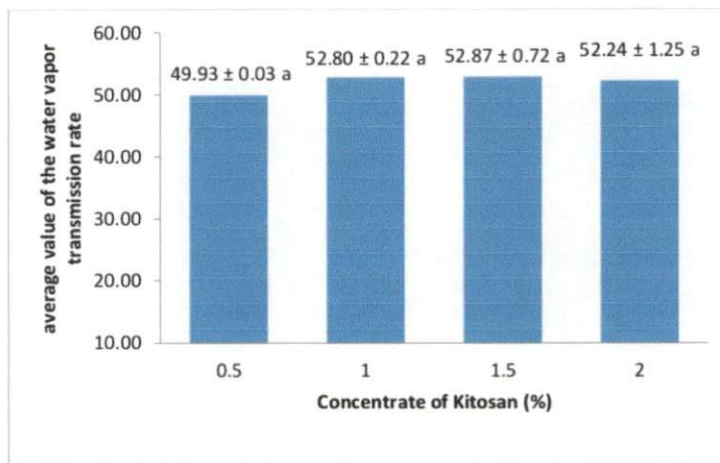


Figure 2. Histogram of the average value of the water vapor transmission rate

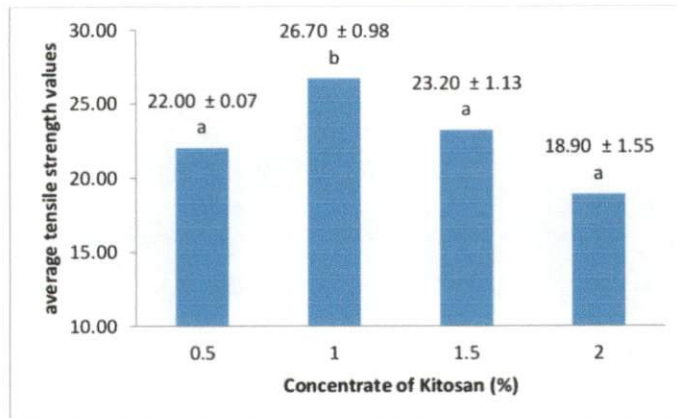


Figure 3. Histogram of average tensile strength values

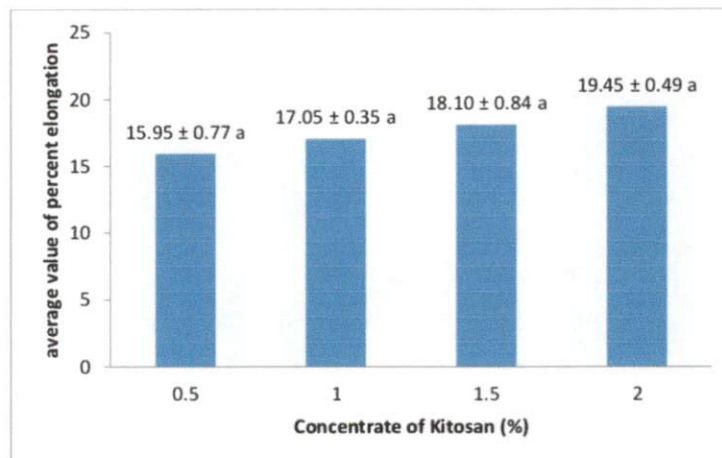


Figure 4. Histogram of the average value of percent elongation

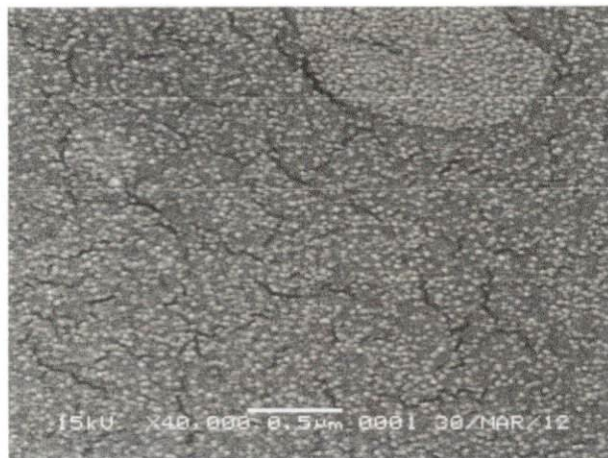


Figure 5. Microscopis structure of edible film

The IISTE is a pioneer in the Open-Access hosting service and academic event management. The aim of the firm is Accelerating Global Knowledge Sharing.

More information about the firm can be found on the homepage:
<http://www.iiste.org>

CALL FOR JOURNAL PAPERS

There are more than 30 peer-reviewed academic journals hosted under the hosting platform.

Prospective authors of journals can find the submission instruction on the following page: <http://www.iiste.org/journals/> All the journals articles are available online to the readers all over the world without financial, legal, or technical barriers other than those inseparable from gaining access to the internet itself. Paper version of the journals is also available upon request of readers and authors.

MORE RESOURCES

Book publication information: <http://www.iiste.org/book/>

Academic conference: <http://www.iiste.org/conference/upcoming-conferences-call-for-paper/>

IISTE Knowledge Sharing Partners

EBSCO, Index Copernicus, Ulrich's Periodicals Directory, JournalTOCS, PKP Open Archives Harvester, Bielefeld Academic Search Engine, Elektronische Zeitschriftenbibliothek EZB, Open J-Gate, OCLC WorldCat, Universe Digital Library, NewJour, Google Scholar



2015

ORIGINALITY REPORT

18%
SIMILARITY INDEX

15%
INTERNET SOURCES

10%
PUBLICATIONS

8%
STUDENT PAPERS

PRIMARY SOURCES

1	Submitted to iGroup Student Paper	6%
2	dipot.ulb.ac.be Internet Source	1%
3	citeseerx.ist.psu.edu Internet Source	1%
4	materials.uobabylon.edu.iq Internet Source	1%
5	eprints.undip.ac.id Internet Source	1%
6	journal.uinsgd.ac.id Internet Source	1%
7	E Saputra, W Tjahjaningsih, A A Abdillah. "The effect of storage on the making of surimi and kamaboko tilapia (Oreochromis sp.)", IOP Conference Series: Earth and Environmental Science, 2021 Publication	1%
8	download.atlantis-press.com Internet Source	

		1 %
9	text-id.123dok.com Internet Source	1 %
10	www.edetudoh.com.ng Internet Source	<1 %
11	onlinelibrary.wiley.com Internet Source	<1 %
12	openaccess.iyte.edu.tr Internet Source	<1 %
13	researchportal.port.ac.uk Internet Source	<1 %
14	J. Darkwa, O. Su, T. Zhou. "Evaluation of Thermal Energy Dynamics in a Compacted High-Conductivity Phase-Change Material", Journal of Thermophysics and Heat Transfer, 2015 Publication	<1 %
15	garj.org Internet Source	<1 %
16	Ramy Mohamed Ghazy, Abdallah Elmaghraby, Ramy Shaaban, Ahmed Kamal et al. "Effectiveness and Safety of Chloroquine or Hydroxychloroquine as a mono-therapy or in combination with Azithromycin in the treatment of COVID-19 patients: Systematic	<1 %

Review and Meta-Analysis", Cold Spring Harbor Laboratory, 2020

Publication

17 Srinivasa, P.C.. "Effect of storage conditions on the tensile properties of eco-friendly chitosan films by response surface methodology", Journal of Food Engineering, 200705

Publication

<1 %

18 docplayer.info

Internet Source

<1 %

19 Galus, Sabina, and Justyna Kadzińska. "Food applications of emulsion-based edible films and coatings", Trends in Food Science & Technology, 2015.

Publication

<1 %

20 Lutfiyah Al Adawiyah, Laksmi Sulmartiwi, Türker Bodur, Darmawan Setia Budi. "Induction of spermiation using Ovaprim™ with topical gill method in the silver rasbora (*Rasbora argyrotaenia*)", Theriogenology, 2019

Publication

<1 %

21 P.C. Srinivasa, R.N. Tharanathan. "Chitin/Chitosan — Safe, Ecofriendly Packaging Materials with Multiple Potential Uses", Food Reviews International, 2007

Publication

<1 %

22 Rafaela Corrêa Pereira, João Carneiro, Soraia Vilela Borges, Odílio Benedito Garrido Assis, Gabriela Lara Alvarenga. "Preparation and Characterization of Nanocomposites from Whey Protein Concentrate Activated with Lycopene", Journal of Food Science, 2016
Publication

<1 %

23 Vimal Katiyar, Tabli Ghosh. "Nanotechnology in Edible Food Packaging", Springer Science and Business Media LLC, 2021
Publication

<1 %

24 docplayer.net
Internet Source

<1 %

25 journals.sagepub.com
Internet Source

<1 %

26 Lilis Kistriyani, Wahyu Sulistyawan, Sapta Hadi Kesuma. "Characteristic of ascorbic acid in crosslinked chitosan edible film as drug delivery system membrane", MATEC Web of Conferences, 2018
Publication

<1 %

27 ejournalunb.ac.id
Internet Source

<1 %

28 eprints.utm.my
Internet Source

<1 %

29 tci-thaijo.org
Internet Source

<1 %

30 www.science.gov
Internet Source

<1 %

31 www.wageningenacademic.com
Internet Source

<1 %

Exclude quotes On

Exclude matches Off

Exclude bibliography On