

UNIVERSA MEDICINA

pISSN: 1907-3062 / eISSN: 2407-2230

- Cullin 1 is not associated with late-onset preeclampsia
- Acupressure has not an analgesic effect in patients with renal colic: a randomized controlled trial
 - Life style as a risk factor of human Papillomavirus co-infections with *Trichomonas vaginalis* in female sex workers
 - Molecular characterization of methicillin-resistant staphylococci among apparently healthy students
 - Psychometric properties of Persian version of Beck depression inventory in coronary patients
 - Cd10 expression in gastric carcinoma is correlated with tumor grade and survival
 - Mild anxiety and depression related to elevated dopamine level
- Progesterone decrease plasma membrane in human sperm with subnormal hypoosmotic swelling test scores
- Open reduction in neglected elbow dislocation in children: a case series



Editorial Board

Editor in Chief

Adi Hidayat (<https://www.scopus.com/authid/detail.uri?authorId=7006069132>) (Trisakti University, Indonesia)

Deputy Editor in Chief

Pusparini (<https://www.scopus.com/authid/detail.uri?authorId=55929902800>) (Trisakti University, Indonesia)

Associate Editors

Nugroho Abikusno (<https://www.scopus.com/authid/detail.uri?authorId=21633335800>) (Trisakti University, Indonesia)

Yenny (<https://www.scopus.com/authid/detail.uri?authorId=37076227300>) (Trisakti University, Indonesia)

Editorial Board

Farhad Safarpour Dehkordi (<https://www.scopus.com/authid/detail.uri?authorId=55115690600>) (University of Tehran, Iran)

Leandro Dragueta Delfino (<https://www.scopus.com/authid/detail.uri?authorId=57193927183>) (Sao Paulo State University Unesp, Brazil)

Saddek Bouharati (<https://www.scopus.com/authid/detail.uri?authorId=24066543000>) (Setif1 University, Algeria)

Daryoush Babazadeh (<https://www.scopus.com/authid/detail.uri?authorId=43360996700>) (Shiraz University, Iran)

Marzuki Isahak (<https://www.scopus.com/authid/detail.uri?authorId=6504727198>) (University of Malaya, Malaysia)

Gulay Yilmazel (<https://www.scopus.com/authid/detail.uri?authorId=55759265000>) (Hitit University, Turkey)

Xin Sun (<https://www.scopus.com/authid/detail.uri?authorId=7405620610>) (Soochow University, China)

Phakharawat Sittirapaporn (<https://www.scopus.com/authid/detail.uri?authorId=57192418814>) (Mae Fah Luang University, Thailand)

Rachel Soemedi (<https://www.scopus.com/authid/detail.uri?authorId=35424598100>) (Brown University, United States)

Dhananjay Yadav (<https://www.scopus.com/authid/detail.uri?authorId=55779022200>) (Yeungnam University, South Korea)

Edhyana Sahiratmadja (<https://www.scopus.com/authid/detail.uri?authorId=6506913121>) (Padjadjaran University, Indonesia)

Erlangga Yusuf (<https://www.scopus.com/authid/detail.uri?authorId=35773013400>) (Erasmus University, The Netherlands)

Isatin Miladyah (<https://www.scopus.com/authid/detail.uri?authorId=57200500004>) (Islamic University of Indonesia Yogyakarta, Indonesia)

Elly Herwana (<https://www.scopus.com/authid/detail.uri?authorId=23135204400>) (Trisakti University, Indonesia)

Toni Wandra (<https://www.scopus.com/authid/detail.uri?authorId=6603103477>) (Sari Mutiara Indonesia University, Indonesia)

Roslida Abd Hamid (<https://www.scopus.com/authid/detail.uri?authorId=25028322900>) (Universiti Putra Malaysia, Malaysia)

Muchtaruddin Mansyur (<https://www.scopus.com/authid/detail.uri?authorId=37085506800>) (Universitas Indonesia, Indonesia)

Prastiya Indra Gunawan (<https://www.scopus.com/authid/detail.uri?authorId=57073585000>) (Airlangga University, Indonesia)

Nuriye Büyükkayacı Duman (<https://www.scopus.com/authid/detail.uri?authorId=55835058800>) (Hitit University, Turkey)

Last updated on June 4, 2021

Call For Pappers

CALL FOR PAPPERS



Universa Medicina warmly welcome the contributions from you about new basic and clinical (including modern and epidemiological) research on medicine and health

Read more (</ejournal/index.php/medicina/pages/view/call-for-pappers>)

Make a Submission (</ejournal/index.php/medicina/about/submissions>)

DOI: <https://doi.org/10.18051/UnivMed.2021.v40.i2> (<https://doi.org/10.18051/UnivMed.2021.v40.i2>)

Published: 2021-04-24

Editorial

Response to mutation and variants of the SARS-CoV-2 gene
(<https://univmed.org/ejournal/index.php/medicina/article/view/1090>)

EDY PARWANTO

77-78 abstract viewed: 61 **DOI:** <https://doi.org/10.18051/UnivMed.2021.v40.77-78> (<https://doi.org/10.18051/UnivMed.2021.v40.77-78>)

PDF (<https://univmed.org/ejournal/index.php/medicina/article/view/1090/658>)

Original Articles

Low COVID-19-related practice increases the risk of poor health literacy in international students
(<https://univmed.org/ejournal/index.php/medicina/article/view/1144>)

Nergiz Sevinc, Burcu Korkut

79-89 abstract viewed: 66 **DOI:** <https://doi.org/10.18051/UnivMed.2021.v40.79-89> (<https://doi.org/10.18051/UnivMed.2021.v40.79-89>)

PDF (<https://univmed.org/ejournal/index.php/medicina/article/view/1144/617>)

Mother's hand tool as a skin-to-skin contact simulation instrument decreases pain levels in newborns
(<https://univmed.org/ejournal/index.php/medicina/article/view/1147>)

Yesim Ceylantekin, Nuriye Buyukkayaci Duman, Dilek Ocalan, Senay Topuz, Betul Yildiz Ucar

90-98 abstract viewed: 29

PDF (<https://univmed.org/ejournal/index.php/medicina/article/view/1147/663>)

Effective perioperative scoring in orthopedic surgery to prevent Covid-19 infection
(<https://univmed.org/ejournal/index.php/medicina/article/view/1122>)

Komang Agung Irianto, Taufan Adityawardhana

99-109 abstract viewed: 7 **DOI:** <https://doi.org/10.18051/UnivMed.2021.v40.99-109> (<https://doi.org/10.18051/UnivMed.2021.v40.99-109>)

PDF (<https://univmed.org/ejournal/index.php/medicina/article/view/1122/664>)

Case Report

Pulmonary embolism in a 51-year-old woman with chronic kidney disease
(<https://univmed.org/ejournal/index.php/medicina/article/view/1085>)

Triwedya Indra Dewi, Melawati Hasan, Fathy Fathini

abstract viewed: 26

PDF (<https://univmed.org/ejournal/index.php/medicina/article/view/1085/660>)

Review Article

Chronic limb ischemia manifestation in COVID-19 infection: awareness and treatment in primary care
(<https://univmed.org/ejournal/index.php/medicina/article/view/1038>)

Sidhi Laksono, Reynaldo Halomoan Siregar, Hillary Kusharsamita

abstract viewed: 78

PDF (<https://univmed.org/ejournal/index.php/medicina/article/view/1038/661>)

Call For Pappers

CALL FOR PAPPERS

ORIGINAL ARTICLE

pISSN: 1907-3062 / eISSN: 2407-2230

Effective perioperative scoring in orthopedic surgery to prevent Covid-19 infection

Komang Agung Irianto^{1*} and Taufan Adityawardhana²**ABSTRACT****BACKGROUND**

The pandemic has placed health-care workers (HCW) under an unprecedented strain where surgeries are being delayed and health care workers' deaths because of COVID-19 are prominent and causing staff shortages. An effective, fast, and concise approach to preoperative screening is very much needed. Hospitals are suggested to develop their own algorithm to minimize delays and complications. The objective of this study was to optimize HCW safety by developing a working system based on the hospital's service capability in treating orthopedic surgeries.

METHODS

A retrospective study was conducted involving 305 HCW. Data were collected on the application of a novel elective and emergency orthopedic surgery clinical pathway and scoring method based on questionnaires, and laboratory and radiographic chest examinations for several months to ensure the safety of HCW. HCW COVID-19 status was routinely checked as the indicator of HCW's safety.

RESULTS

Mean age of all patients was 47.0 ± 22.41 years. The screening process was done in a series of questionnaires and laboratory examinations, with the majority of patients (82 or 35.9%) having a score of 0. Patients with a score of 3 or more and testing positive for COVID-19 were immediately referred to a hospital having adequate facilities to prevent delays. There were 51 patients (16.7%) with positive rapid test results, and 21 patients (6.8%) with positive PCR tests. There were 4 (1.3%) COVID-19 positive HCW.

CONCLUSIONS

Despite COVID-19 being a new threat, we have shown that developing an effective perioperative clinical pathway could eventually optimize healthcare worker safety.

Keywords: COVID-19, pandemic, screening, scoring, orthopedic surgery, healthcare workers

¹Surabaya Orthopedic and Traumatology Hospital, Department Of Orthopedic and Traumatology, Faculty of Medicine, Universitas Airlangga, Surabaya, Indonesia

²Medical Education Research and Staff Development Unit, Faculty of Medicine, Universitas Airlangga, Surabaya, Indonesia

Correspondence:

*Komang Agung Irianto
Surabaya Orthopedic and Traumatology Hospital, Department Of Orthopedic and Traumatology, Faculty of Medicine, Universitas Airlangga, Jl. Mayjend.Prof.Dr. Moestopo 6-8 Surabaya,60286
Fax: +6231-5030406
Surabaya, Indonesia
Email: komang168@yahoo.com
ORCID ID: 0000-0001-6625-970X

Date of first submission, January 31 2021

Date of final revised submission, June 27, 2021

Date of acceptance, July 7, 2021

This open access article is distributed under a Creative Commons Attribution-Non Commercial-Share Alike 4.0 International License

Cite this article as: Irianto KA, Adityawardhana T. Effective perioperative scoring in orthopedic surgery to prevent Covid-19 infection. Univ Med 2021;40:99-109. doi: 10.18051/UnivMed.2021.v40.99-109.



INTRODUCTION

COVID-19 has been a catastrophe since 2019 and is classified as a global pandemic.⁽¹⁾ Since March 2020 orthopedic surgeons have been facing a dilemma on whether or not to postpone elective surgeries; however, it is not easy to delay the emergency surgeries.⁽²⁾ The pandemic also placed health-care workers (HCW) under an unprecedented strain, with more than 100,000 HCW deaths worldwide as of April 2020.⁽³⁾ As reported in Indonesia, in June 2020 2.6% of COVID-19 confirmed patients were Indonesian HCW (1,077 persons).⁽⁴⁾ At least 282 HCW have died of COVID-19 ever since the start of the outbreak in Indonesia until November 10th based on the statement of the Indonesian Medical Association (IDI).⁽⁵⁾ It has even been supposed that the actual number may have been much higher.⁽⁴⁾ Staff shortages in healthcare eventually became a significant conflict worldwide.

The pandemic has forced HCW to have more specific strategic deployment towards their clinical services as a response to their service demands in terms of both elective and emergency clinical services.⁽⁶⁾ Thus, the question arises as to the best medical practice for patients who suffer from both fracture and COVID-19 infection at the time of presentation.⁽¹⁾ However, the COVID-19 screening is time-consuming, which delays surgery and may result in malunion, disability of an extremity, or a more serious complication. Therefore, maintaining a balance between adequate screening and timely surgery is essential for perioperative management of traumatic fractures.⁽²⁾ A standardized approach to perioperative COVID-19 testing is based on the patient's symptoms, and evaluating the risk of the procedure is crucial to ensure maximal safety of patients, their families, and HCW. A healthy HCW is an asset to the prolonged response in this pandemic and helps to reduce burnout.⁽⁷⁾

A previously published guideline was more focused on laboratory examination to predict

COVID-19 infection and was proven to be effective,⁽⁷⁾ while another guideline was issued to minimize delays and perioperative complications in orthopedic surgery but required several rooms and much space for proper COVID-19 screening, which we were unable to contemplate.⁽²⁾ Hospitals were then suggested to develop their own protocol based on their own resources and facilities to prevent COVID-19 and optimize what they had.⁽⁹⁾

The aim of this study is to ensure HCW safety with the application of novel clinical pathways based on questionnaires and laboratory and radiographic chest examinations in all orthopedic surgeries, including elective and emergency surgeries, and observe the effectiveness of the clinical pathway as indicated by the number of infected HCW which could be emulated by hospitals with limited space or resources.

METHODS

Research design

This was a retrospective cross-sectional study of the Orthopedic Division's medical records of patients that underwent surgeries from March 2020 to October 2020 at the Orthopedic & Traumatology Hospital, Surabaya.

Study subjects

A total of 305 medical records from March 2020 to October 2020 had adequate data and were included in this study. Patients' clinical presentation, laboratory examination and radiographic examination were recorded, analyzed statistically and grouped.

Instruments and orthopedic surgery classification

Since April 2020, an emergency specialized task force at the Orthopedic & Traumatology Hospital was tasked to develop instruments for a perioperative clinical pathway for personal protective equipment (PPE) to be used specifically for orthopedics surgery in the hospital.

The task force agreed to focus more on the screening process to decide what type of PPE should be used in the surgery, with the goal of ensuring the safety of HCW, non-medical staff and patients.

The clinical pathway used in elective orthopedic surgery differs from that in emergency

orthopedic surgery. Types of surgery were classified further, elective orthopedic surgery consisted of one-day surgery and non-emergency inpatient care, whereas emergency orthopedic surgery consisted of immediate, acute and urgent orthopedic cases. The surgery classification is described further in Table 1.

Table 1. Orthopedic surgery classification

	Emergency	Acute	Urgent	Non-emergency surgery	One day surgery
Time to surgery	< 24 hrs	24-48 hrs	48 hrs-1 week	> 1 week	
Definition	Life threatening/ limb threatening. Delay in treatment potentially causes disability or mortality	Delay in treatment may cause severe infection, disability or mortality. Estimate significant ongoing blood loss	Delay in treatment potentially causes complications due to bleeding, infection, joint disruption and prolonged immobilization	Delay may not cause significant morbidities/ complication	Without hospital admission
Case	Compartment syndrome	Femoral shaft fracture	Every type of closed fracture including spine and femoral shaft	Every implant removal surgery	Every surgery requiring local anaesthetic
	Open fracture	Pelvic fracture	Every acute ligament and tendon injury whereas end-to-end repair is planned	Total joint arthroplasty	CTEV cases
	AVN injury	Multiple long bone fracture	Every pain management cases that requires inpatient care	Curettage and bone graft	
	Dislocation	Open degloving injury	Neglected open fracture	Minimally invasive spine surgery, including interspinous device insertion and cervical disc arthroplasty	

Table 1. continued

Acute septic arthritis with SIRS/sepsis	Osteomyelitis with subperiosteal abscess	Musculoskeletal malignancies amputation	Every soft tissue related case, including tendon lengthening and tenotomy
Crush injury	Cellulitis with SIRS/sepsis	Osteomyelitis/TB infection debridement	Every arthroscopic procedure and ligament reconstruction
Damage control surgeries	Fracture dislocation of spine with cord compression/ spinal cord injury	Musculoskeletal abscess without sepsis	Acromioplasty bursectomy
Suppurative tenosynovitis	Acute joint infection without sepsis		Tumor excision
	Displaced talar neck fracture		Bony and soft tissue reconstruction
	Unstable SCFE		Every case requiring general anesthesia that is not included in emergency, acute or urgent group
	Closed fracture dislocation		

Abbreviation : AVN: avascular necrosis, also called osteonecrosis; SIRS: systemic inflammatory response syndrome; SCFE: slipped capital femoral epiphysis; CTEV: congenital talipes equinovarus

Clinical pathway and scoring system for Covid-19 prevention

This study combined, compared and was modeled after published guidelines from international and national suggestions. This eventually resulted in a scoring based on questionnaires and laboratory and radiographic chest examinations^(7,8) and perioperative assessment,⁽⁹⁻¹¹⁾ the scoring was made by the hospital's service capability and is described in Table 2. These screening results will be taken into consideration, thus influencing the clinical pathway, surgical process, and level of personal protective equipment (PPE) for the surgery.

The clinical pathway was compared to previous published clinical pathways for emergency^(2,8,12) and elective orthopedic surgery.⁽¹³⁾ The proper PPE suggestions and training for HCW was also considered based on other publications.^(9,14) The clinical pathways for elective orthopedic surgery and emergency orthopedic surgery are described in Figures 1 and 2, respectively.

Healthcare workers (HCW) safety indicators

The COVID-19 status of the HCW was routinely checked by means of the PCR test. It

Table 2. Scoring based on questionnaire, laboratory and radiographic chest examination results

	CRITERIA	SCORE
History of last 14 days	Fever (>37.8)	
	Cough / flu / sore throat	
	Breathing difficulty	0 = none
	Abdominal pain / diarrhea / nausea/ vomiting	1 = one of the criteria
	Anosmia / cephalgia	2 = ≥ 2 criteria
	Myalgia / arthralgia	3 = close contact (+)
	Returned from abroad	
	Close contact with suspected or confirmed COVID-19 patients	
Clinical Symptoms	Fever (>37.8)	
	Cough/sneeze/sore throat	
	Breathing difficulty (Respiration Rate ≥ 24 per minute)	0 = none
	Abdominal pain/diarrhea/nausea vomiting	1 = one of the criteria
	Anosmia/cephalgia	2 = ≥ 2 criteria
	Myalgia/arthralgia	3 = desaturation (+)
	Rhonchi / wheezing	
	Desaturation (SpO ₂ $\leq 95\%$ without oxygen supply)	
Laboratory Results	Leukopenia (< 5000/mm ³) or Leukocytosis (>10000/mm ³)	
	Lymphopenia (ALC < 1500/mm ³)	
	NLR ≥ 5.8	0 = none
	CRP > 10 with normal procalcitonine	1 = one of the criteria
	Thrombocytopenia of unknown origin	2 = ≥ 2 criteria
	Increased BUN/serum creatinine or SGOT/SGPT of unknown origin	
Radiology	Consolidation or multifocal infiltrates observed on X-ray, unilateral or bilateral	0 = none 3 = positive
	Total score =	

Abbreviations: ALC: absolute lymphocyte counts; NLR: neutrophil-to-lymphocyte ratio; CRP: C-reactive protein

became the indicator for the caregivers' safety and was routinely reported to evaluate the application of the clinical pathway. The HCW with positive results for COVID-19 were to be traced until the virus transmission was clearly pointed out.

Data analysis

Descriptive analysis was presented as frequency for categorical data and as mean (\pm standard deviation) for numerical data.

Ethical clearance

This study was approved by the Health Research Ethics Commission of the Surabaya Orthopedic & Traumatology Hospital under No. 01/PERS-EC/RSOT/V/2021.

RESULTS

A total of 305 medical records from March 2020 to October 2020 containing adequate data were included in this study. Around 55.8% of the records were of female patients and 44.2% of male patients. Mean age of all patients was 47.0 ± 22.41 years.

Due to the continuous development of the screening process not all the records contained adequate data for all three parts of screening. Unfortunately only 228 medical records had adequate data for scoring and 289 medical records for orthopedic surgery classification. Thankfully, preoperative rapid tests were done to all orthopedics patients —with swab tests done accordingly.

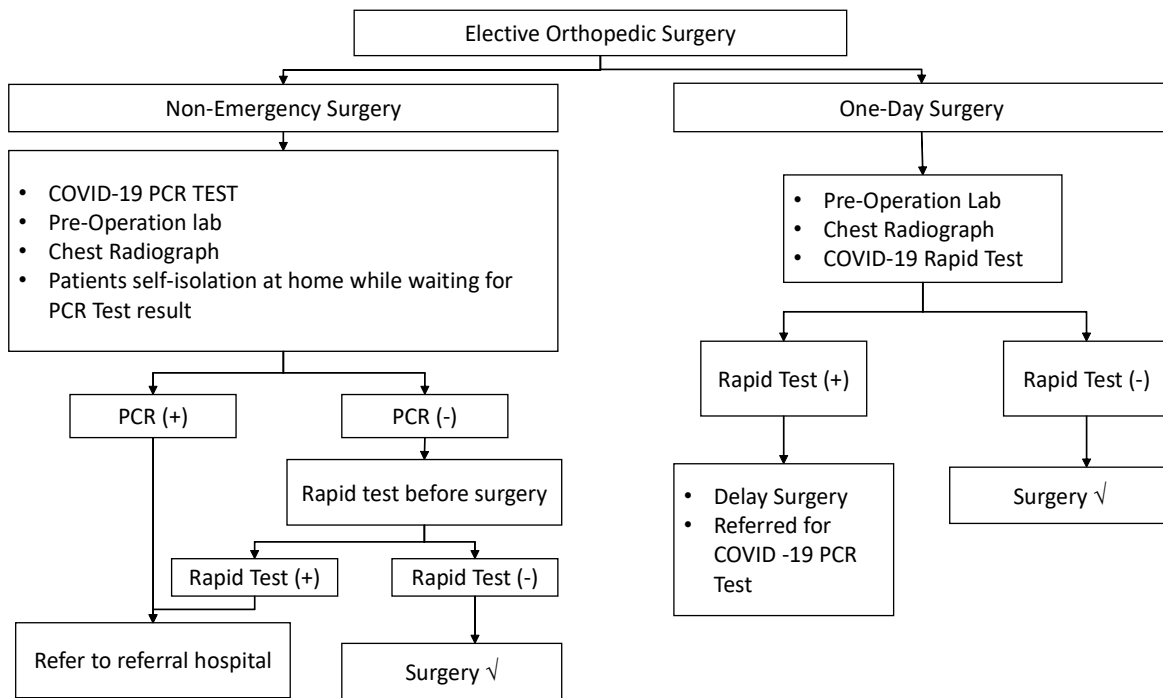


Figure 1. Elective orthopedic surgery clinical pathway

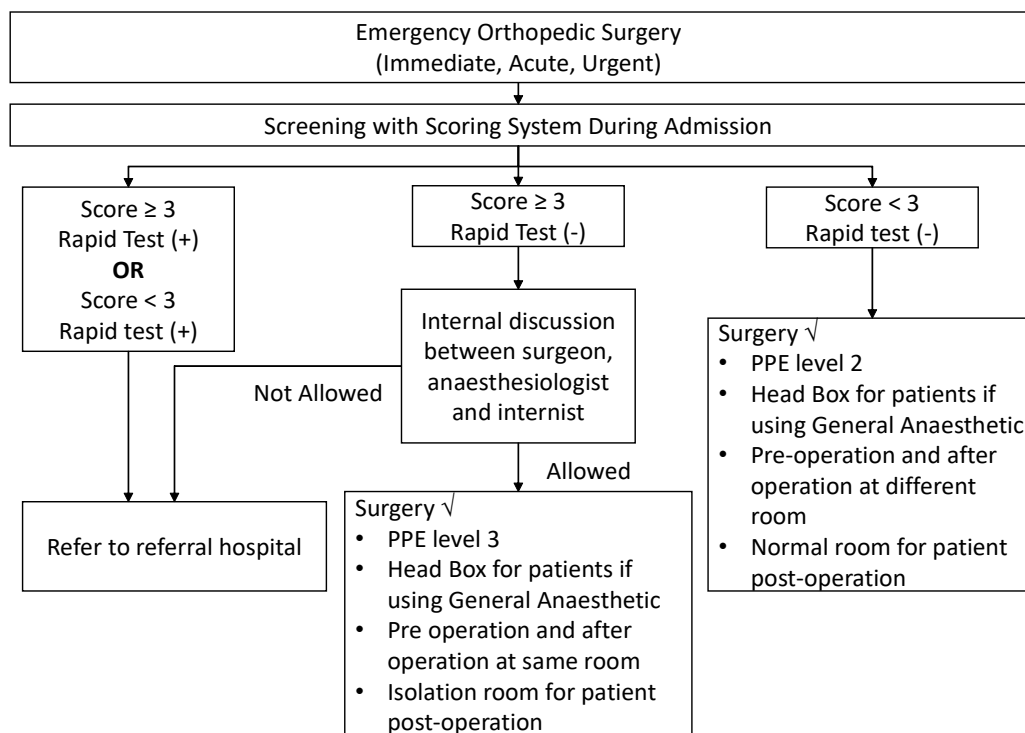


Figure 2. Emergency orthopedic surgery clinical pathway

The screening process was done in a series of questionnaires and laboratory examinations and 82 patients (35.9%) had a score of 0. Due to the hospital's inability to provide a negative pressure operating theater, some patients having a score of 3 or more were immediately referred to a hospital with a negative pressure operating theater and were therefore not included in this research. The same procedure was followed for emergency patients that tested positive with the rapid test, which resulted in their data not being recorded properly to be included in this study. Overall, there were 51 patients (16.7%) with positive rapid test results, and 21 patients (6.8%) with positive PCR tests. Every patient who received a PCR test had already shown positive rapid test results.

Based on the surgery classification, the majority of 163 patients (56.4%) underwent elective surgery and 86 patients (29.7%) were classified into urgent surgery. The summary of COVID-19 screening score, patients' rapid test and swab test results; and surgery classification are presented in Table 3.

Table 3. Distribution of COVID-19 screening score, rapid and swab test and surgery classification

COVID-19 screening score (n=228)	n (%)
Score of 0	82 (35.9)
Score of 1	52 (22.8)
Score of 2	89 (39.1)
Score of 3	4 (1.7)
Score of 4	1(0.4)
Patients' rapid and swab test (n=305)	
Positive rapid test	51 (16.7)
Positive swab test	21 (6.8)
Surgery classification (289)	
One day surgery	13(4.5)
Elective	163 (56.4)
Urgent	86 (29.7)
Acute	3 (1.1)
Emergency	24 (8.3)

Routine checkup was done for the HCW. There were four (1.3%) hospital staff with COVID-19 positive results from March 2020 to October 2020, namely one anesthesiologist, one nurse, one lab officer and one marketing officer. After being traced, none of them had picked up the virus from the hospital environment. The anesthesiologist had caught it from a colleague at another hospital, the lab officer had it from family members, and the nurse had got the virus from her parents and had transmitted it to the marketing officer. There was no HCW that had caught the virus from the patients.

DISCUSSION

We were able to formulate the screening method, apply it to the clinical pathway for elective and emergency orthopedic patients, determine the time of surgery and refer the patient to avoid patient delays and to protect the HCW. Unfortunately there were 4 (1.3%) hospital staff with COVID-19. It is consistent with previous publications that using an easy-to-follow decision tree algorithm for the interventional platforms, early screening and triage,⁽¹⁵⁾ if implemented with proper training and self-discipline, HCW safety will be optimized.^(11,12) This is accomplished by minimizing perioperative complications and reducing delay of surgery^(2,9) as an alternative method based on hospital capabilities.⁽⁷⁾

Strict infection-control measures should be implemented to orthopedic patients particularly patients receiving surgical intervention.⁽¹⁾ The importance of COVID-19 is undeniable and further steps have to be taken more carefully in order to not worsen the contamination that eventually may endanger the HCW.⁽²⁾ It is the role of hospitals to develop protocol and workflow guidelines for diagnosis, management and precaution.⁽¹⁰⁾

The toughest problem is the emergency orthopedic surgery, where delays could bring significant harm to the patient or the outcome.⁽⁶⁾ Maintaining the balance between adequate screening and time-saving is essential, especially

in emergency cases.⁽²⁾ By screening with a scoring system during admission the response time could be faster, the preparation could be started as soon as possible and the referral process could be started sooner if necessary. With proper training and discipline, this definitive scoring system and clinical pathway results in shortening of HCW's contact time with the patient, thus lowering the risk of COVID-19 transmission.

Due to the demand for elective surgeries, to stop them altogether for a long period of time is very unlikely. By March 2020 it was suggested to stop elective surgery altogether for a period of time and by then it was commonly agreed that the COVID-19 incidence in the hospital should decrease for at least 2 weeks before the elective surgery.⁽²⁾ The goal is to make the hospital stay as short as possible, as long as the roadmap of elective surgery is able to clearly sort out the problems, resumption seems possible.⁽⁶⁾ We applied the same approach as described in Figure 1 for elective surgery and in fact, most of our included medical records are about elective surgery. Granted the number of emergency surgeries included in this study could be higher but the fact that elective surgeries were done in high numbers suggests that it is possible to do. The key in our hospital was to be able to determine when to do the surgery, when to delay or to refer the patient because of the hospital's limitations.

Emergency specialized task forces were suggested to be assembled with the sole purpose of developing a perioperative scoring system based on the hospital's service capability because there is lack of proper and standardized scoring for COVID-19 screening, especially in surgical patients.⁽¹¹⁾ A combination of the patient's history for the last 14 days, clinical findings, laboratory data, and radiological pattern based on the institutional or national policy are sufficient and are interpreted as a scoring based on published scoring guidelines.^(7,8) The scoring then suggested the appropriate management⁽⁹⁾ with appropriate PPE⁽¹¹⁾ and perioperative

preparation^(11,14) which can also be used for elective surgery.⁽¹³⁾ This was modeled into a clinical pathway for an easy-to-follow guideline as suggested.⁽¹²⁾

This was simplified into a scoring system that was proven to be effective, because HCW could make faster and more objective decisions that can reduce COVID-19 transmission by shortening contact time. With a proper clinical pathway, training and discipline preparation, the patient's management could be started sooner. It is very unfortunate that there were limitations with the study design being retrospective, the data were secondary data and this scoring only applied to orthopedic surgery. However, it was shown to be effective with only 4 (1.3%) HCW becoming COVID-19 positive and it can potentially be used in all other types of surgery, whether an emergency or elective surgery, with promising results. It is recommended that other hospitals develop a scoring system and risk assessment based on their capabilities and limitations with the sole purpose of protecting the patients and the HCW at least for emergency management during the COVID-19 pandemic.⁽¹⁵⁾

Ideally a negative pressure operating room should be provided for COVID-19 patients. But in some hospitals, including our own hospital where a negative pressure operating theater is not available, the surgeries had to be done in a positive pressure operating room. But not all orthopedic patients could be referred, especially with the hospital that has a negative pressure operating room being overloaded. Emergency cases still have to be treated if the hospital is capable and due to the demand for elective surgeries, to stop them altogether for a long period of time is very unlikely.^(2,6) Fortunately there were several guidelines, both international^(10,12,13) and national,⁽¹¹⁾ that are also specific for orthopedic surgery⁽¹⁴⁾ on how to manage the surgical process without negative pressure operating room.

For the latter to succeed, the positive pressure system and the air conditioners have

to be turned off.⁽¹¹⁾ We used a portable high-efficiency particulate air or HEPA machine to help maintain the proper air ventilation that is important to reduce the number of viruses in the circulating air.^(11,13,14) In the case of elective surgery, surgery can be performed in rooms at the normal positive pressure but there have to be modalities to maintain air ventilation.⁽¹⁴⁾ It is also recommended to minimize the number of people in the operating room, and if possible the patient's recovery in the post-operative phase should also be done in the operating room.^(11,14) Hospitals have to develop their own screening system based on their capabilities.⁽¹³⁾ To be able to decide which patient to operate on and which to refer is essential to reduce COVID-19 transmission both inside and outside the operating room.

On top of all, HCW protection should become a priority. While there is a shortage of staff, protecting HCW has to be prioritized while the HCW themselves have to adapt to the new situation.⁽¹⁷⁾ With social distancing not essentially effective in controlling COVID-19 incidence,⁽¹⁸⁾ the stressor among HCW in dealing with the possibility of a prolonged pandemic could cause burnouts.⁽¹⁹⁾ Supplies of personal protective equipment (PPE) may be limited, and unfortunately this requires a more restricted access to PPE to make sure it is being used properly.⁽¹⁰⁾ Routine testing and tracing are suggested in the hospital environment because the infection rate is still high, but unfortunately the number of PCR swab tests for COVID-19 is still limited. Proper management to maintain the balance between screening needs and swab test supplies is required. The HCW or other hospital staff who have been proved positive should be isolated and their contacts traced.⁽¹⁶⁾ Proper training and self-discipline once again has to be applied with the already existing clinical pathways and regulations.⁽¹⁰⁾

Fortunately we were able to routinely check the HCW. Four of them were swab positive from March 2020 to October 2020 and

only two of the four (an anesthesiologist and a nurse) were in close contact with patients, whereas the other two (a lab officer and a marketing officer) were not. After tracing was done as suggested,^(16,17) it was found that the anesthesiologist caught it from a colleague in another hospital, the lab officer had it from family members, and the nurse got the virus from her parents and transmitted it to the marketing officer. There were no HCW that caught the virus from the patients. HCW with a positive swab test were to be self-quarantined for at least 2 weeks and if showing signs and symptoms were to be admitted to hospital.

These results may be an indicator that the use of a proper clinical pathway, proper scoring for immediate screening and proper surgery regulation combined with proper training and discipline may minimize the chance of HCW contracting COVID-19 from their patients. In addition, with the possibility of economic impact on primary and universal healthcare the simple alterations to our daily practice may benefit the HCW and their patients.⁽²⁰⁾

The limitation of this study is that this is a retrospective review study and all the data for this study are secondary data. The score has also to be validated in larger populations.

Hopefully the screening methods, clinical pathways and results of this research could be a model for hospital service that can be used for all orthopedic surgery interventional platforms and trigger hospitals in underdeveloped and developing countries to devise their own easy-to-use algorithms.

CONCLUSION

The COVID-19 pandemic has forced rapid development of novel hospital guidelines across a spectrum of clinical environments, including orthopedics. Despite COVID-19 being a new threat, we have shown that developing an effective perioperative clinical pathway could eventually optimize healthcare worker safety.


CONFLICT OF INTEREST

The authors declared no potential conflicts of interest with respect to the research, authorship and/or publication of this article.

FUNDING

The authors received no financial support for the research, authorship and/or publication of this article.

CONTRIBUTORS

Both KAI and TA were involved in conception and design of study, data acquisition, drafting of the manuscript and revising the manuscript. Both authors have read and approved the final manuscript. 

REFERENCES

- Mi B, Chen L, Xiong Y, Xue H, Zhou W, Liu G. Characteristics and early prognosis of COVID-19 infection in fracture patients. *J Bone Joint Surg Am* 2020;102:750-8. doi: 10.2106/JBJS.20.00390.
- Meng Y, Leng K, Shan L, et al. A clinical pathway for pre-operative screening of COVID-19 and its influence on clinical outcome in patients with traumatic fractures. *Int Orthop* 2020; 44:1549-55. doi:10.1007/s00264-020-04645-3.
- Black JR, Bailey C, Przewrocka J, et al. COVID-19: the case for health-care worker screening to prevent hospital transmission. *Lancet* 2020; 395:1418-20. doi: 10.1016/S0140-6736(20)30917-X.
- World Health Organization Indonesia. Coronavirus Disease 2019 (COVID-19) Situation Report-13. Jakarta: World Health Organization Indonesia;2020.
- Wong JS, Cheung KM. Impact of COVID-19 on orthopaedic and trauma service: an epidemiological study. *JBJS* 2020;102:e80. doi: 10.2106/JBJS.20.00775.
- Geng Ramos G, Cronin JA, Heitmiller E, et al. Implementation and expansion of a preoperative COVID 19 testing process for pediatric surgical patients. *Pediatr Anesth* 2020;30:952-3. doi: 10.1111/pan.13963.
- Vieceli T, Oliveira Filho CM, Berger M, et al. A predictive score for COVID-19 diagnosis using clinical, laboratory and chest image data. *Braz J Infect Dis* 2020;24:343-8. doi: 10.1016/j.bjid.2020.06.009.
- Song CY, Xu J, He JQ, Lu YQ. COVID-19 early warning score: a multi-parameter screening tool to identify highly suspected patients. *MedRxiv* 2020. doi: <https://doi.org/10.1101/2020.03.05.20031906>.
- Tang G, Chan AK. Perioperative management of suspected/confirmed cases of COVID-19. *Anaesth Tutor Week* 2020;19:1-3.
- Arif SK, Muchtar F, editors. Manajemen perioperatif pasien Covid-19. Makassar: Perhimpunan Dokter Anestesiologi dan Terapi Intensif Indonesia (PERDATIN);2020.
- Senapathi TG, Ryalino C, Wiryana M, et al. Perioperative safety during Covid-19 pandemic: a review article. *Bali J Anesth* 2020;4:8. doi: 0.4103/BJOA.BJOA_83_20.
- Forrester JD, Nassar AK, Maggio PM, Hawn MT. Precautions for operating room team members during the COVID-19 pandemic. *J Am Coll Surg* 2020;230:1098-101. doi: 10.1016/j.jamcollsurg.2020.03.030.
- Parvizi J, Gehrke T, Krueger CA, et al. Resuming elective orthopaedic surgery during the COVID-19 pandemic: guidelines developed by the International Consensus Group (ICM). *J Bone Joint Surg Am* 2020;102:1205-12. doi: 10.2106/JBJS.20.00844.
- Perrone G, Giuffrida M, Bellini V, et al. Operating room setup: how to improve health care professionals safety during pandemic COVID-19-a quality improvement study. *J Laparoendoscopic Advanced Surgical Techniques* 2021;31:85-9. doi: 10.1089/lap.2020.0592.
- Manoochehry S, Saboori F, Faraji M, et al. Coronavirus disease 2019: a revolution in biological triage in the emergency setting. *Univ Med* 2020;39:212-23. doi: 10.18051/UnivMed.2020.v39.212-223.
- Hidayat R, Aini N, Ilmi AF, Azzahroh F, Giantini A. Test, trace, and treatment strategy to control COVID-19 infection among hospital staff in a COVID-19 referral hospital in Indonesia. *Acta Med Indones* 2020;52:206-13.
- Liu Q, Luo D, Haase JE, et al. The experiences of health-care providers during the COVID-19 crisis in China: a qualitative study. *The Lancet Global Health* 2020;8:e790-8. doi: 10.1016/S2214-109X(20)30214-X.
- Alnur RD, Veruswati M, Asyary A. Has it done properly? The difference between before and after social distancing's policy implementation in controlling Covid-19 in Jakarta, Indonesia. *InE3S Web of Conferences* 2020;202:12031. doi: e3sconf/202020212031.

19. Windarwati HD, Ati NA, Paraswati MD, et al. Stressor, coping mechanism, and motivation among health care workers in dealing with stress due to the COVID-19 pandemic in Indonesia. *Asian J Psychiat* 2021;56:102470.j.ajp.2020.102470.
20. Yusuf E. Primary health care for all: lessons from its failure to achieve its goal and COVID-19. *Univ Med* 2021;40:1-2. doi: 10.18051/UnivMed.2021.v40.1-2.