



The official journal of ENSP, the European Network for Smoking and Tobacco Prevention



European Network for Smoking and Tobacco Prevention

Journal development is co-funded by the 3rd Health Programme of the European Commission



Editorial Board

We currently are looking to **expand our editorial board with a US Section of the Editorial Board and a US Associate Editor that will focus on US Regulatory Science**, in light of the gap created due to the change in focus of the journal TRS. US Authors and tobacco regulatory scientists interested in creating this section of the journal are kindly requested to reach out to the Managing Editor at the following email - editorial (at) tobaccopreventioncessation (dot) com

European Editor-in-Chief

Florin Dumitru Mihaltan, Institute of Pneumology M. Nasta, ROMANIA

Editorial Board

Anne Buttigieg, Oral Rehabilitation and Community Care, Department of Dental Surgery, Faculty of Health Science, MALTA

Andrey Demin Russian Public Health Association, RUSSIA

Anton Kunst Department of Social Medicine, University of Amsterdam-The Academic Medical Center (AMC), THE NETHERLANDS

Anthony Laverty Public Health Policy Evaluation Unit, Department of Primary Care & Public Health, Imperial College London, UNITED KINGDOM

Andriy Skipalskyi, Ukrainian Tobacco Control Center, UKRAINE

Antigona Trofor Department of Respiratory Medicine, University of Medicine and Pharmacy "Gr. T. Popa", Iasi, ROMANIA

Bertrand Dautzenberg Pitié Salpêtrière Université Hospital APHP, FRANCE

Can Ozturk, Faculty of Medicine, Gazi University, TURKEY

Carlos A. Jimenez-Ruiz, Smoking Cessation Service of Community of Madrid, SPAIN

Christina Gratiou Department of Respiratory Medicine, School of Medicine, National and Kapodistrian University of Athens, GREECE

Christina Kyriakos School of Public Health, Imperial College London, UNITED KINGDOM

Coral Gartner NHMRC Centre of Research Excellence on Achieving the Tobacco Endgame, School of Public Health, The University of Queensland, AUSTRALIA

Filippos Filippidis Department of Primary Care & Public Health, School of Public Health, Imperial College London, UNITED KINGDOM

Francisco Camaralles, Comité Nacional para la Prevención del Tabaquismo (CNPT), SPAIN

Friedrich Wiebel, Medical Action Group Smoking or Health, GERMANY

Gregory Connolly, Northeastern University, Boston, UNITED STATES

Hein de Vries Department of Health Promotion, CAPHRI Care and Public Health Research Institute, Maastricht University, THE NETHERLANDS

Javier Ayesta, Physiology & Pharmacology Department, University of Cantabria, SPAIN

Jose Martinez-Sanchez, Group of Evaluation of Health Determinants and Health Policies, Universitat Internacional de Catalunya, SPAIN

Krzysztof Przewoźniak Department of Cancer Epidemiology and Prevention, Maria Skłodowska-Curie National Research Institute of Oncology, Warsaw, POLAND

Lekan Ayo-Yusuf Africa Centre for Tobacco Industry Monitoring and Policy Research, Sefako Makgatho Health Sciences University, SOUTH AFRICA

Lucia Lotrean Faculty of Medicine, Iuliu Hatieganu University of Medicine and Pharmacy, Cluj-Napoca and AerPur Romania, ROMANIA

Luke Clancy TobaccoFree Research Institute, IRELAND

Maciej Goniewicz Department of Health Behavior, Division of Cancer Prevention and Population Sciences, Roswell Park Cancer Institute, UNITED STATES

Manfred Neuberger Department for Public Health, Medical University of Vienna, AUSTRIA

Marc Willemsen Department of Health Promotion, CAPHRI Care and Public Health Research

[Submit your paper](#)

[Instructions to Authors](#)

[Home](#)



European Union
European Regional
Development Fund



INDEXED IN


Featured Article
Do e-cigarettes attract youths unlikely to use substances?




Featured Article
Smoking attitudes in University of Jeddah



Featured Article
Adverse effects for electronic cigarettes and refill liquids





Rome and Societa Italiana di Tabaccologia (SIITAB), ITALY


Michal Stoklosa  International Tobacco Control Research, University of Illinois at Chicago, UNITED STATES

Narine Movsisyan International Clinical Research Center, Brno, CZECH REPUBLIC


Otto Stoyka Kiev Health Center, UKRAINE

Paraskevi Katsaounou  Department of Respiratory Medicine, School of Medicine, National and Kapodistrian University of Athens, GREECE

Pete Driezen  International Tobacco Control Policy Evaluation Project, Department of Psychology, University of Waterloo, CANADA

Sara Hitchman  Department of Communication and Media Research, University of Zurich, SWITZERLAND


Sofia Ravara  Faculty of Health Sciences, University of Beira Interior, PORTUGAL

Sonia Duffy  College of Nursing, Ohio State University and Department of Veterans Affairs Ann Arbor Healthcare System, UNITED STATES

Sophia Papadakis, Faculty of Medicine, University of Ottawa Heart Institute, CANADA

Sungkyu Lee  Korea Center for Tobacco Control Research and Education (KCTCRE), SOUTH KOREA

Thomas Glynn Stanford Prevention Research Centre, School of Medicine, Stanford University, UNITED STATES

Witold Zatoński  Division of Cancer Epidemiology & Prevention, Cancer Center & Institute of Oncology, POLAND

Reinskje Talhout, National Institute for Public Health and Environment, THE NETHERLANDS

Journal Advisory Board

Anne Buttigieg, Oral Rehabilitation and Community Care, Department of Dental Surgery, Faculty of Health Science, MALTA


Antonella Cardone, Director, European Cancer Patient Coalition (ECPC), BELGIUM

Audureau Gérard, Président DNF-Pour un Monde ZeroTabac Vice-président Alliance Contre le tabac, FRANCE

Aurelijus Veryga, National Tobacco and Alcohol Control Coalition, LITHUANIA

Clémence Cagnat-Lardeau, Alliance Contre le Tabac, FRANCE


Constantine Vardavas  School of Medicine, University of Crete, GREECE

Cornel Radu-Loghin  Secretary General, European Network on Smoking and Tobacco Prevention (ENSP), BELGIUM

Cynthia Callard, Physicians for a Smoke-Free Canada, CANADA

Eduardo Bianco, Tobacco Epidemic Research Center, URUGUAY

Francisco Lozano, President, European Network on Smoking and Tobacco Prevention (ENSP), BELGIUM

Fouad M. Fouad  Faculty of Health Sciences, American University of Beirut and Syrian Center for Tobacco Studies, SYRIA

George Kotarov, Bulgarian Anti-Tobacco Coalition, BULGARIA

George Bakhturidze  FCTC Implementation and Monitoring Center, GEORGIA

Michaela Lovse, Slovenian coalition for Public Health, Environment and Tobacco Control, SLOVENIA

Nazmi Bilir, Institute of Public Health, Hacettepe University, TURKEY

Neil Collishaw, Physicians for a Smoke-Free Canada, CANADA

Nijole Gostautaite Midttun  Mental Health Initiative, LITHUANIA

Pierre Gilbert Bizel, Observatoire de la sa Santé - Province du Hainaut, BELGIUM

Roberta Savli, European Federation of Allergy and Asthma, BELGIUM

Ulysses Dorotheo, Southeast Asia Tobacco Control Alliance (SEATCA), PHILIPPINES

Publication Management

Chrysanthi Chatzopoulou, BSc in Library Science & Information Systems
European Publishing, Science and Technology Park of Crete, Greece

eISSN: 2459-3087



On behalf of the [European Network of Smoking and Tobacco Prevention](#). Chausse d'Ixelles 144, Brussels, Belgium.

Published by [European Publishing](#). Science and Technology Park of Crete (STEP-C). Vassilika Vouton, GR-70013 Heraklion, Crete, Greece

This journal is currently funded by the Health Programme of the European Union

Neither the European Commission nor any person acting on behalf of the European Commission is responsible for the use which might be made of the information contained herein. The views in this publication are those of the author and do not necessarily reflect the policies of the European Commission.

© 2021 European Publishing, unless otherwise stated.

The views and opinions expressed in the published articles are strictly those of the author(s). 21 December 2021.

© 2006-2021 Journal hosting platform by [Bentus](#)



Sign up for email alerts 

[Sign up](#)

Most read 

[Month](#) [Year](#)

Smokers' perceptions of different classes of cigarette brand descriptors

Industry profits continue to drive the tobacco epidemic: A new endgame for tobacco control?

Ban on menthol cigarettes: European Union member states shall prohibit the placing on the market of tobacco products with a characterising flavour

Most cited 

[3 years](#) [Year](#)

Tobacco smoking and smoking cessation in times of COVID-19

The psychosocial impact of the COVID-19 pandemic on changes in smoking behavior: Evidence from a nationwide survey in the UK

Factors associated with hookah smoking among women: A systematic review

Indexes 

[Keywords index](#)

[Topics index](#)

[Authors index](#)

TOBACCO PREVENTION AND CESSATION

Issues

October/2019 vol. 5



RESEARCH PAPER

Perception of the risk of tobacco use in pregnancy and factors associated with tobacco use in rural areas of Myanmar

Kyaw L. Show, Aung P. Phyto, Saw Saw, Ko K. Zaw, Thuzar C. Tin, Nyein A. Tun, Khin T. Wai

Tob. Prev. Cessation 2019;5(October):36

DOI: <https://doi.org/10.18332/tpc/112719>

Stats

Abstract

Article (PDF)

INDUSTRY MONITORING LETTERS

Denormalising tobacco at a Danish music festival

Maja K. Schjørring, Maria Stage, Andrea S. Glahn, Susan Andersen, Niels T. Kjær, Morten K. Grønbæk, Astrid Knudsen

Tob. Prev. Cessation 2019;5(October):35

DOI: <https://doi.org/10.18332/tpc/112672>

Stats

Article (PDF)



REVIEW PAPER

Association of smokeless tobacco with oral cancer: A review of systematic reviews

Smita Asthana, Parul Vohra, Satyanarayana Labani

Tob. Prev. Cessation 2019;5(October):34

DOI: <https://doi.org/10.18332/tpc/112596>

Stats

Abstract

Article (PDF)

RESEARCH PAPER

Prevalence and correlates of prior experimentation with e-cigarettes over conventional cigarettes among adolescents: Findings from the 2015 Korea Youth Risk Behaviour Web-based Survey

Jung Hyeon Hyeon, Cameron Shelley, Cheol Min Lee

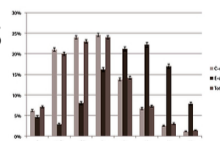
Tob. Prev. Cessation 2019;5(October):33

DOI: <https://doi.org/10.18332/tpc/112595>

Stats

Abstract

Article (PDF)



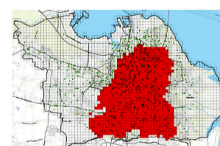
RESEARCH PAPER

Visibility and hotspots of outdoor tobacco advertisement around educational facilities without an advertising ban: Geospatial analysis in Surabaya City, Indonesia

Hario Megatsari, Ilham A. Ridlo, Vilda Amir, Dian Kusuma

Tob. Prev. Cessation 2019;5(October):32

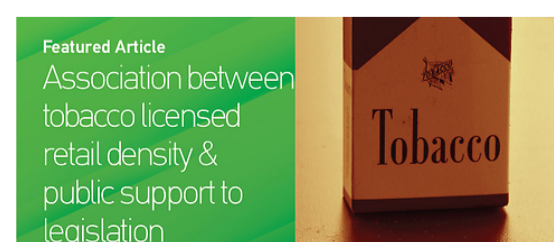
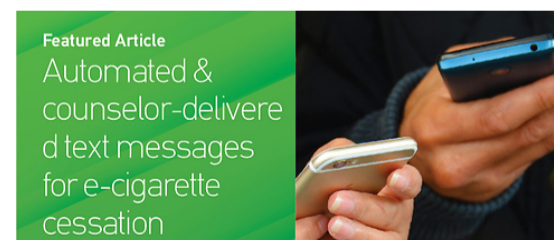
DOI: <https://doi.org/10.18332/tpc/112462>



Submit your paper

Instructions to Authors

Home





Sign up for email alerts

[Sign up](#)

Most read ↗

Month [Year](#)

Smokers' perceptions of different classes of cigarette brand descriptors

Anticipating IQOS market expansion in the United States

Association of tobacco control policies with cigarette smoking among school youth aged 13–15 years in the Philippines, 2000–2015

Most cited “

3 years [Year](#)

Tobacco smoking and smoking cessation in times of COVID-19

The psychosocial impact of the COVID-19 pandemic on changes in smoking behavior: Evidence from a nationwide survey in the UK

Electronic cigarette use and smoking cessation in cohort studies and randomized trials: A systematic review and meta-analysis

[Keywords index](#)

[Topics index](#)

[Authors index](#)

eISSN: 2459-3087



On behalf of the [European Network of Smoking and Tobacco Prevention](#). Chausse d'Ixelles 144, Brussels, Belgium.

Published by [European Publishing](#). Science and Technology Park of Crete (STEP-C). Vassilika Vouton, GR-70013 Heraklion, Crete, Greece

This journal is currently funded by the Health Programme of the European Union

Neither the European Commission nor any person acting on behalf of the European Commission is responsible for the use which might be made of the information contained herein. The views in this publication are those of the author and do not necessarily reflect the policies of the European Commission.

© 2023 European Publishing, unless otherwise stated.

The views and opinions expressed in the published articles are strictly those of the author(s). 21 December 2021.

© 2006-2023 Journal hosting platform by [Bentus](#)

Visibility and hotspots of outdoor tobacco advertisement around educational facilities without an advertising ban: Geospatial analysis in Surabaya City, Indonesia

Hario Megatsari¹, Ilham A. Ridlo², Vilda Amir³, Dian Kusuma⁴

ABSTRACT

INTRODUCTION Despite having over 60 million smokers in 2018, Indonesia still lacks tobacco control measures, including an outdoor tobacco advertising ban. This study aimed to provide evidence on the visibility and hotspots of advertisements around educational facilities in a city without a ban.

METHODS We collected data on the locations of outdoor tobacco advertisements and schools and universities in Surabaya city. We conducted buffer and hotspots analyses using ArcMap. Using Getis-Ord G_i^* statistics, hotspot analysis identifies significant clusters with a high number of advertisements.

RESULTS We found 307 large and medium-sized outdoor tobacco advertisements and 1287 educational facilities (1199 schools, 88 universities). Almost 80% of those advertisements (237 units) were just 300 m away (10-minute walk) from primary schools and high schools in the city. More than half of all schools (652) and two-thirds of all universities (59) were inside hotspots where there were statistically significant clusters with a high number of advertisements. These hotspots were more densely populated and more-deprived areas.

CONCLUSIONS There was high visibility of large and medium-sized outdoor tobacco advertisements around educational facilities in the city without the ban.

AFFILIATION

1 Department of Health Promotion and Behavior Sciences, Faculty of Public Health, Universitas Airlangga, Surabaya, Indonesia

2 Department of Health Policy and Administration, Faculty of Public Health, Universitas Airlangga, Surabaya, Indonesia

3 Faculty of Public Health, Universitas Indonesia, Depok, Indonesia

4 Centre for Health Economics and Policy Innovations, Imperial College Business School, London, United Kingdom

CORRESPONDENCE TO

Dian Kusuma. Centre for Health Economics and Policy Innovations, Imperial College Business School, London, United Kingdom. E-mail: d.kusuma@imperial.ac.uk

KEYWORDS

visibility, hotspots, outdoor tobacco advertisements, educational facility, Indonesia

Received: 15 July 2019

Revised: 12 September 2019

Accepted: 19 September 2019

INTRODUCTION

Indonesia is among the main contributors to global smokers, with 61.4 million current smokers in 2018¹. The latest national health survey showed that the smoking prevalence among adults aged ≥ 15 years remained high at 34% in 2018 and that among youth aged 10–18 years it increased from 7.2% to 9.1% in the period 2013–2018². The proportion of adult smokers, who started very early at age 5–9 years, more than

doubled from 0.6% to 1.5% in the period 1995–2013, while those who began at age 10–14 years increased from 9% to 17.3% during the same period³.

One main factor is the lack of comprehensive national tobacco control. Indonesia is still not among the 181 countries that have signed and ratified the Framework Convention on Tobacco Control (FCTC), which provides legal support for comprehensive efforts⁴. At the national level, there are currently

no bans on direct advertisements, point-of-sale advertisements, and product displays. The flagship national program has been the Presidential Decree 109/2012, which encourages local governments to implement a smoke-free policy in selected facilities including those of health, education, and workplace. In these facilities, producing, selling, advertising, promotion and smoking of tobacco products are prohibited. Recent studies, however, showed only 67% of districts (345/514) adopted the policy as of 2018, with considerable variations in compliance rates from 17% in Jayapura to 78% in Bogor city⁵ (also Wahyuti W, et al, unpublished data, 2019).

Since cigarette advertising is causally linked to cigarette use among youth^{6,7}, many countries have enforced the national ban on outdoor tobacco advertising including the United States (1998), United Kingdom (2003), and Sri Lanka (2006). While there is no such ban at the national level in Indonesia, few districts (15/514) have made the effort, but there are implementation issues such as enforcement and compliance. Banyuwangi district enacted the ban on main roads and sports arenas in 2016, but a survey found high visibility of about 1300 advertisement materials a year later⁸. There is currently no such evidence in districts without the ban.

Literature is also limited in at least two ways. First, many studies are mainly older (1990s) and from high-income countries such as the United States⁹⁻¹¹. Second, since many nations have adopted a national ban on outdoor tobacco advertising since the FCTC in 2005, those studies have not employed the recently developed geospatial techniques. The hotspot analysis, for instance, that uses Getis-Ord G_i^* statistics to identify clusters¹² has been increasingly used in infectious disease epidemiology research but not much in non-communicable disease, including tobacco control^{13,14}.

This study aimed to provide evidence on the visibility and hotspots of outdoor tobacco advertisements around schools and universities in Surabaya city where there is no advertising ban. Surabaya is the capital city of East Java province and the second largest city of Indonesia, with over 3 million people in 2017. It was among the first district governments to implement smoke-free areas banning indoor smoking in selected facilities including schools since 2008¹⁵. However, it is

currently lagging in more comprehensive tobacco control measures.

METHODS

We conducted a geospatial analysis of the visibility and hotspots of outdoor tobacco advertisements around schools and universities in Surabaya. There are two primary data: advertisement and educational facility data.

First, we collected data on large and medium-sized advertisements during October–November 2018 by surveying over 250 registered roads and streets (as per the mayor's regulation number 70 of 2010¹⁶) using motorcycles and cars. Variables included geocodes (latitude and longitude), types (videoboard, billboard, and banner), brand/product name, and picture. We used Google My Location App on smartphones to obtain the geocodes^{17,18}.

Second, educational facility data include a comprehensive list of government and private schools and universities in Surabaya. We obtained the school data from the website of the city education office with variables: school name, level (primary, junior high, and senior high), ownership (government, private), and address. We obtained the university data from the website of the national higher education office with similar variables. Both school and university data were as of December 2018. We used Google Sheets and geocoding add-ons to convert the addresses into geocodes. Also, we collected published subdistrict demographic and socioeconomic data from the Statistics Bureau of the city.

The geographical analyses were conducted in ArcMap 10.6 using the World Topographic Map as a basemap. We used several geospatial tools: 1) geoprocessing/buffer tool to generate buffers of 100 m and 300 m around advertisements¹⁹⁻²¹; 2) spatial join tool to calculate the number of advertisements that have at least one school within a buffer; 3) spatial join and dissolve tools to produce number of schools within an advertisement buffer; 4) kernel density tool to generate heatmap of advertisements and optimized hotspot analysis tool to produce the hot spots (defined as significant clusters with a high number of advertisements using 95% significance levels); and 5) spatial join tool to produce number of schools/universities within hot spots. In the analyses,

we represented each advertisement and facility as a point on the map while government universities as polygons because of typically larger areas.

RESULTS

Table 1 shows the descriptive statistics of outdoor tobacco advertisements and educational facilities of our analysis. There were 307 large and medium-sized advertisements, which included billboards (63%), banners (31%), and videoboards (7%) (Appendix 1 shows sampled pictures). The three most prominent companies, including local companies such as PT. Djarum and PT. Gudang Garam and global companies such as PT. HM Sampoerna (Philips Morris International) owned most of the advertisements (90%). There were 1287 educational facilities, including 1199 schools and 88 universities. Over

half of the schools were at the primary school level, and two-thirds were private. Over 90% of universities were private.

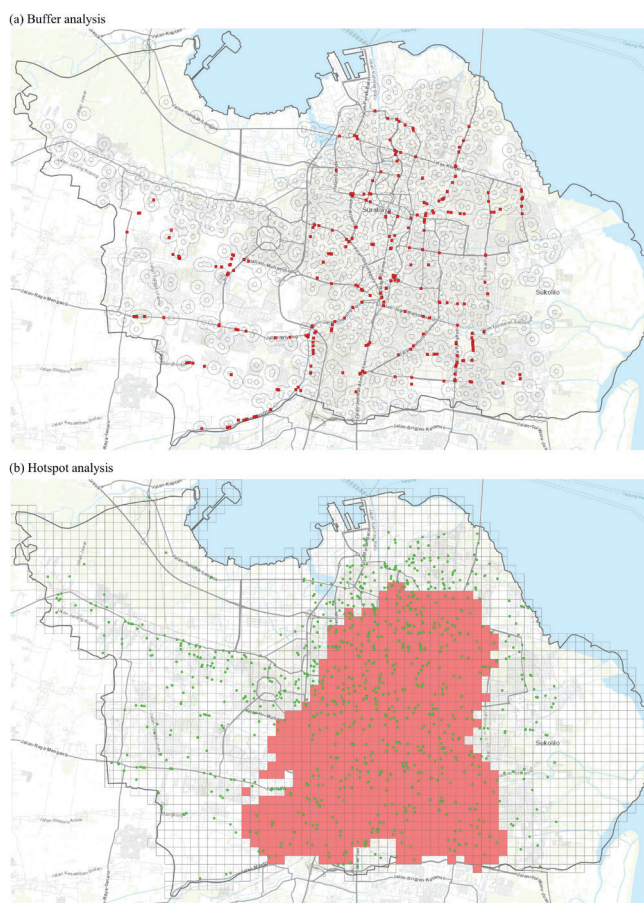
Figure 1 (panel a) shows the visibility of outdoor tobacco advertisements using buffer analysis. The red dots show outdoor tobacco advertisements and grey lines show dissolved buffers of 100 m (about 5-minute walk) and 300 m (about 10-minute walk) around schools. This result shows a high visibility of advertisements around school buffers. Table 2 shows the number of educational facilities with at least one advertisement inside school buffers and

Table 1. Outdoor tobacco advertisements and educational facilities in Surabaya city, 2018

Categories	n	%
Advertisement by type		
Billboard	193	63
Banner	94	31
Videoboard	20	7
Total	307	
Advertisement by company		
PT. Djarum	116	38
PT. HM Sampoerna	83	27
PT. Gudang Garam	73	24
Other companies	35	11
Total	307	
School by type (grades)		
Primary school (6–12)	684	57
Junior high school (13–15)	346	29
Senior high school (16–18)	169	14
Total	1199	
School by ownership		
Government	397	33
Private	802	67
Total	1199	
University by ownership		
Government	7	8
Private	81	92
Total	88	

One advert was excluded because it was outside of the city boundary used for spatial analysis. Other companies include PT. Bentoel International, PT. Wismilak, PT. Karyadibya Mahardika, PT. Kolang Citra Abadi, and PT. Nojorono Tobacco. The University of Airlangga has three separate campuses (counted as three facilities) but Sepuluh November Institute of Technology, the State Polytechnic in Electronics, and the State Polytechnic in Marine Engineering were within the same campus complex so were counted as one facility.

Figure 1. Visibility and hotspots of outdoor tobacco advert around educational facility in Surabaya, 2018



Note: In panel a, red dots show outdoor tobacco advertisements and grey lines show 100 and 300-meter (dissolved) buffers around primary, junior high, and senior high schools; In panel b, green circles show all schools and red cells show hot spots that are areas with significantly (95% level) higher density of adverts; Buffer and hotspot analyses we conducted in ArcMap.

In panels a and b, subdistricts with hotspots are #1–12 and #1–18 in Appendix 5, respectively. This shows that by including those only partially within a hotspot gives the same results. Data were from published city and subdistrict reports by the Surabaya city Statistics Bureau. Not all subdistrict reports have data on poverty rates (proportion of poor households), when not available we summed the number of households or population in poorer categories (pra-sejahtera and sejahtera I) and divided by the number of households or population in each subdistrict. Hotspot status was based on the overlay of hotspots and subdistrict boundaries in Appendix 5. With hotspots = all or mostly within hotspot; No hotspots = outside hotspots; No* = some subdistrict area was within the hotspot.

Table 2. Number and proportion of educational facilities and outdoor tobacco advertisements related to buffers and hotspots

Educational facilities	Number of facilities with at least one advert within buffer			Number of adverts within buffer (dissolved)			Number of facilities within advert hotspot	
	Total	100 m	300 m	Total	100 m	300 m	Total	n (%)
		n (%)	n (%)		n (%)	n (%)		
All schools	1199	48 (4)	326 (27)	307	54 (18)	239 (78)	1199	652 (54)
Government	397	20 (5)	113 (28)	307	27 (9)	155 (50)	397	225 (57)
Private	802	28 (3)	213 (27)	307	34 (11)	188 (61)	802	427 (53)
Primary	684	29 (4)	185 (27)	307	45 (15)	209 (68)	684	378 (55)
Junior high	346	13 (4)	92 (27)	307	22 (7)	152 (50)	346	183 (53)
Senior high	169	6 (4)	49 (29)	307	8 (3)	90 (29)	169	91 (54)
All universities	88	8 (9)	27 (31)	307	14 (5)	33 (11)	88	59 (67)
Government	7	4 (57)	4 (57)	307	10 (3)	12 (4)	7	6 (86)
Private	81	4 (5)	23 (28)	307	4 (1)	22 (7)	81	53 (65)

Advert: advertisement. Buffer analysis, hotspot analysis and calculations were conducted in ArcMap. Hotspot analysis used Getis-Ord G_i^* statistics. Hotspots show a significant cluster of a higher number of tobacco advertisements at a 95% level.

the number of advertisements within dissolved school buffers. Results show that 27% of schools (326/1199) and 31% of universities (27/88) had at least one advertisement within 300 m from the facility. By ownership, visibility was similar between government and private schools, but it was higher around government universities (57% vs 28%, of government and private universities, respectively, had at least one advertisement within 300 m). Moreover, results also show that 78% of advertisements (239/307) and 11% of advertisements (11/307) were just 300 m from schools and universities, respectively. There were more advertisements around private schools (188 advertisements or 61% of total) and around primary

schools (209 advertisements or 68% of total).

Figure 1 (panel b) shows the hotspots of outdoor tobacco advertisements using hotspot analysis. The green dots are schools, and the red-shaded areas are the hotspots (i.e. areas with significantly higher density of ads). Results show that the middle part of the city has a significant (95% level) clustering of advertisements (the default ArcMap result is given in Appendix 2). This clustering is also shown in the kernel density map in Appendix 3. Table 2 shows the number and proportion of educational facilities within the hotspots. Results show high visibility around facilities, with 54% of schools (652/1199) and 67% of universities (59/88) inside the hotspot areas. Results also show that 57% and 53% of government and private schools were within hotspots, respectively, while the corresponding universities were 86% and 65%, respectively. To better understand the hotspot areas, Table 3 shows the characteristics of subdistricts with and without advertisement hotspots. We overlaid the hotspots with the subdistrict boundary map and defined subdistricts with hotspots if all or most of a subdistrict area is within the hotspot. Twelve of 31 subdistricts in the city were defined as hotspots (Appendix 4). We then summarized the demographic and socioeconomic characteristics of areas with and without hotspots (Appendix 5). Results show that the subdistricts with hotspots are, on average, more densely populated (20333 vs 7532 people per km²)

Table 3. Characteristics of subdistricts with and without advertisement hotspots

	Subdistricts with hotspots	Subdistricts with no hotspots
Subdistrict 12		
Population	116258	82548
Area size km ²	6.1	13.6
Population density per km ²	20333	7532
Poverty rates	21.6	16.9
Subdistrict 18		
Population	106559	80418
Area size km ²	9.1	13.0
Population density per km ²	15579	8207
Poverty rates	21.6	16.9

and have higher poverty rates (21.6% vs 16.9%) compared to those without hotspots.

DISCUSSION

There was high visibility of large and medium-sized outdoor tobacco advertisements around educational facilities in a city without the ban. Many of those advertisements were large billboards and videoboards, from which young people were more likely to recall information, relative to smaller advertisements²². Almost 80% of those advertisements were about 10 minutes away from primary schools and high schools in the city, and more than half of schools and two-thirds of universities were inside the advertisement hotspots. Also, most of the advertisements were owned by the three biggest tobacco industries in the country, which have marketed cigarettes aggressively and attractively, especially to the youth²³⁻²⁵. All this encourages receptivity and favoritism to advertisements, which has shown to increase tobacco use among young people^{7,26}. Results also show significant hotspots of ads, particularly in the middle areas of the city that are shown to be more densely populated and more impoverished. This could contribute to the increasing tobacco use among poorer populations, particularly youth²⁷.

For global tobacco control, all this supports and justifies the crucial role of an effective ban on outdoor tobacco advertising in reducing exposure to tobacco marketing, particularly to young people. Even in settings that have had regulations to ban outdoor tobacco advertisements, implementation issues like low enforcement and compliance are likely to arise⁸. For Indonesia, this evidence should serve as a wakeup call for the government to ban outdoor tobacco advertisements, ideally a total ban but at least a near-school ban, in order to halt the increasing trend of smoking prevalence among youth^{21,28}. Currently, only 3% of districts have had some regulations to ban outdoor tobacco advertising. Concerted efforts should be made to extend the ban to the 97% (449) of the districts.

Limitations

Our study has at least two limitations. First, it has not included smaller sized advertisements. Further research should also assess the visibility of those advertisements. Second, this study only analyzed the visibility and hotspots around schools and universities.

Further studies should evaluate the visibility beyond schools, including health facilities, places of worship, and markets.

CONCLUSIONS

There was high visibility and hotspots of large and medium-sized outdoor tobacco advertisements around educational facilities in a city without the ban in Indonesia. This evidence supports the important role of an effective prohibition of outdoor tobacco advertisements in reducing the potential exposure to tobacco marketing to young people. This evidence should also serve as a wakeup call for the national and district governments in Indonesia to ban advertisements totally or at least near schools to halt the increasing trend of smoking prevalence among youth.

REFERENCES

1. World Health Organization. Factsheet 2018: Indonesia. Geneva, Switzerland: World Health Organization; 2018. https://apps.who.int/iris/bitstream/handle/10665/272673/wntd_2018_indonesia_fs.pdf;jsessionid=7727A6AE2E3ED38E3044D6F235F607DE?sequence=1. Accessed July 15, 2019.
2. National Institute of Health Research and Development, Indonesia Ministry of Health. Main results of Riskesdas (in Indonesian). Jakarta: NIHRD MOH; 2018.
3. Indonesia Public Health Association (IAKMI). Evidence of tobacco control in Indonesia (in Indonesian). Jakarta: Tobacco Control Support Center; 2014.
4. Kusuma D, Kusumawardani N, Ahsan A, Sebayang K, Amir V, Nawi N. On the verge of a chronic disease epidemic: comprehensive policies and actions are needed in Indonesia. *Int Health*. 2019. doi:10.1093/inthealth/ihz025
5. Wahidin M, et al. Geographic, socioeconomic disparity and policy determinant of the adoption of smoke-free policy by districts in Indonesia 2004-2018. *Int J Tuberc Lung*. In Press.
6. National Center for Chronic Disease Prevention and Health Promotion (US) Office on Smoking and Health. Preventing Tobacco Use Among Youth and Young Adults. Atlanta (GA): Centers for Disease Control and Prevention (US); 2012. doi:10.1037/e603152012-001
7. Pierce JP, Sargent JD, Portnoy DB, et al. Association Between Receptivity to Tobacco Advertising and Progression to Tobacco Use in Youth and Young Adults in the PATH Study. *JAMA Pediatr*. 2018;172(5):444-451. doi:10.1001/jamapediatrics.2017.5756
8. Sebayang SK, Dewi DMSK, Lailiyah S, et al. Mixed-methods evaluation of a ban on tobacco advertising and promotion in Banyuwangi District, Indonesia. *Tob*

- Control. 2018. doi:10.1136/tobaccocontrol-2018-054443
9. Pucci LG, Joseph HM, Siegel M. Outdoor tobacco advertising in six Boston neighborhoods: Evaluating youth exposure. *Am J Prev Med.* 1998;15(2):155-159. doi:10.1016/S0749-3797(98)00034-8
 10. Jacqueline L. Tailoring Outdoor Tobacco Advertising to Minorities in Los Angeles County. *J Health Commun.* 1998;3(2):137-146. doi:10.1080/108107398127427
 11. Luke D, Esmundo E, Bloom Y. Smoke signs: patterns of tobacco billboard advertising in a metropolitan region. *Tob Control.* 2000;9(1):16-23. doi:10.1136/tc.9.1.16
 12. Stopka TJ, Goulart MA, Meyers DJ, et al. Identifying and characterizing hepatitis C virus hotspots in Massachusetts: a spatial epidemiological approach. *BMC Infect Dis.* 2017;17(1):294. doi:10.1186/s12879-017-2400-2
 13. McKay HS, Lessler J, Moore SM, Azman AS. What is a Hotspot Anyway? *Am J Trop Med Hyg.* 2017;96(6):1270-1273. doi:10.4269/ajtmh.16-0427
 14. Chowell G, Rothenberg R. Spatial infectious disease epidemiology: on the cusp. *BMC Med.* 2018;16(1):192. doi:10.1186/s12916-018-1184-6
 15. Surabaya City Government. Surabaya city regulation number 5/2008 on smoke free area. Surabaya. 2008. https://jdih.surabaya.go.id/pdfdoc/perda_99.pdf. Accessed September 3, 2019.
 16. Mayor's regulation number 70/2010 on calculation of advertisement rent. Surabaya. 2010. https://jdih.surabaya.go.id/pdfdoc/perwali_530.pdf. Accessed September 3, 2019.
 17. Wohlgenut JM, Davies J, Aylwin C, et al. Functional inclusivity of trauma networks: a pilot study of the North West London Trauma Network. *J Surg Res.* 2018;231:201-209. doi:10.1016/j.jss.2018.05.045
 18. Beldad A, Citra Kusumadewi M. Here's my location, for your information: The impact of trust, benefits, and social influence on location sharing application use among Indonesian university students. *Comput Human Behav.* 2015;49:102-110. doi:10.1016/j.chb.2015.02.047
 19. Mistry R, Pednekar M, Pimple S, et al. Banning tobacco sales and advertisements near educational institutions may reduce students' tobacco use risk: evidence from Mumbai, India. *Tob Control.* 2015;24(e1):e100-107. doi:10.1136/tobaccocontrol-2012-050819
 20. Ribisl KM, Luke DA, Bohannon DL, Sorg AA, Moreland-Russell S. Reducing Disparities in Tobacco Retailer Density by Banning Tobacco Product Sales Near Schools. *Nicotine Tob Res.* 2017;19(2):239-244. doi:10.1093/ntr/ntw185
 21. Luke DA, Ribisl KM, Smith C, Sorg AA. Family Smoking Prevention and Tobacco Control Act: Banning Outdoor Tobacco Advertising Near Schools and Playgrounds. *Am J Prev Med.* 2011;40(3):295-302. doi:10.1016/j.amepre.2010.11.018
 22. Evans AT, Peters E, Keller-Hamilton B, et al. Warning Size Affects What Adolescents Recall From Tobacco Advertisements. *Tob Regul Sci.* 2018;4(3):79-87. doi:10.18001/TRS.4.3.7
 23. Nawi Ng, Weinehall L, Ohman A. 'If I don't smoke, I'm not a real man'- Indonesian teenage boys' views about smoking. *Health Educ Res.* 2007;22(6):794-804. doi:10.1093/her/cyl104
 24. Sebayang SK, Rosemary R, Widiatmoko D, Mohamad K, Trisnantoro L. Better to die than to leave a friend behind: industry strategy to reach the young. *Tob Control.* 2012;21(3):370-372. doi:10.1136/tobaccocontrol-2011-050223
 25. Prabandari YS, Dewi A. How do Indonesian youth perceive cigarette advertising? A cross-sectional study among Indonesian high school students. *Glob Health Action.* 2016;9(1):30914. doi:10.3402/gha.v9.30914
 26. Moran MB, Soneji S, Tan ASL, Choi K. Associations Between Exposure and Receptivity to Branded Cigarette Advertising and Subsequent Brand Preference Among US Young Adults. *Nicotine Tob Res.* 2019. doi:10.1093/ntr/ntz093
 27. Henriksen L, Feighery E, Schleicher N, Cowling D, Kline R, Fortmann S. Is adolescent smoking related to the density and proximity of tobacco outlets and retail cigarette advertising near schools? *Prev Med.* 2008;47(2):210-214. doi:10.1016/j.ypmed.2008.04.008
 28. Lopez ML, Herrero P, Comas A, et al. Impact of cigarette advertising on smoking behaviour in Spanish adolescents as measured using recognition of billboard advertising. *Eur J Public Health.* 2004;14(4):428-432. doi:10.1093/eurpub/14.4.428

CONFLICTS OF INTEREST

The authors have completed and submitted the ICMJE Form for Disclosure of Potential Conflicts of Interest and none was reported.

FUNDING

This research was funded by the Faculty of Public Health, Universitas Airlangga, Indonesia.

AUTHORS' CONTRIBUTIONS

HM and DK conceptualized the study. HM and IR conducted data collection. IR and DK analyzed the data. DK drafted and HM, IR, and VA provided inputs to the manuscript. All authors approved the final version of the manuscript.

PROVENANCE AND PEER REVIEW

Not commissioned; externally peer reviewed.



SURAT KETERANGAN

Nomor : 2679/UN3.1.10/KP/2023

Yang bertanda tangan di bawah ini :

Nama : Dr. Santi Martini, dr., M.Kes
NIP : 196609271997022001
Pangkat / Golongan : Pembina/Gol. IV/a
Jabatan : Dekan

Dengan ini menerangkan bahwa :

Nama : Hario Megatsari, SKM., M.Kes.
NIP : 198209122008011006
Pangkat / Golongan : Penata (III/c) / TMT 01-04-2012
Jabatan : Lektor

Telah melaksanakan penelitian dengan judul sebagai berikut :


No.	Judul Karya Ilmiah	Tahun pelaksanaan Penelitian
1	Visibility and hotspots of outdoor tobacco advertisement around educational facilities without an advertising ban: Geospatial analysis in Surabaya City, Indonesia	2019

Adapun penelitian tersebut layak dilakukan, meskipun belum ada *Uji Etical Clearence* karena menggunakan titik GPS sebagai subyek penelitian dan menghasilkan output yang sangat baik.

Demikian surat keterangan ini kami buat untuk dapat dipergunakan sebagai persyaratan pengusulan Jabatan Fungsional Lektor Kepala.

Surabaya, 31 Maret 2023

Dekan



Dr. Santi Martini, dr., M.Kes
NIP 196609271997022001