



Journal of Public Health

From Theory to Practice

[Journal of Public Health](#) > [Editors](#)

Editors

Editor-in-Chief:

Joachim Kugler, Prof. Dr.: Professor of Public health, Technical University Dresden, Germany

Former Editor-in-Chief:

Prof. Dr. Dr. Wilhelm Kirch, Dresden (Germany)[†]

Section Editors:


Sophie Baumann, Prof. Dr.: Prevention and Community Health
Leiterin der Abteilung Methoden der Community Medicine, Greifswald, Germany

Bernhard Elsner, Prof.Dr.: Physical Activity and Health
Professor of Physiotherapy, University of Applied Sciences Gera, Germany

Holger Gothe, Dr.: Health Care Research
Adjunct Professor of Public health, University of Tyrol (UNIT), Austria

Janice Hegewald, Dr. rer. hum. biol.: Occupational Health
German Federal Institute for Occupational Safety and Health, Germany

Norbert Schmitz, Prof. Dr.: Mental Public Health
Professor of Population Medicine, University Tübingen, Germany and adjunct Professor of Public Health, McGill University, Canada

 You have access to our articles

For authors

[Submission guidelines](#)

[Manuscript editing services](#)

[Ethics & disclosures](#)

[Open Access fees and funding](#)

[Contact the journal](#)

Submit manuscript 



Working on a manuscript?

Avoid the most common mistakes and prepare your manuscript for journal editors.

[Learn more](#) →

Explore

[Online first articles](#)

[Volumes and issues](#)

Editors:

Bernd Brüggengjürgen, Prof. Dr.: Professor of Public health, Steinbeis University of Applied Sciences, Germany

Paulo Buss, MD, MPH, D.Sc.: Director of Brazil's Center for Global Health at the Oswaldo Cruz Foundation (FIOCRUZ), Brazil

Robert Friis, Prof. Dr.: Professor (em) of Public Health, University of California: Long Beach, USA

Yan Guo, Prof.Dr.: Prof. of Medical Statistics and Epidemiology, Sun Yat-Sen University, Guangzhou, China

Klaus-Dirk Henke, Prof.Dr.: Professor (em) of Economics, TU Berlin, Germany

Slavenka Jankovic, Prof. Dr.: Prof. of Epidemiology, University of Belgrade, Serbia

Jörg Klewer, Prof. Dr.: Professor of Health Care Management, University of Applied Sciences Zwickau, Germany

Ulrich Laaser, Prof. Dr.: Professor (em.) of Public Health, University of Bielefeld, Germany

Thomas Rotter, Prof. Dr.: Professor of Health Quality Improvement Sciences, Queens University Kingston, Canada

Deo K. Sekimpi Prof. Dr.: School of Public Health, College of Health Sciences, Makerere University, Kampala, Uganda.

Elisheva Simchen Prof.Dr.: Dept. of Health Services, Ministry of Health, Israel

George Thomson Prof.Dr.: Department of Public Health, University of Otago, New Zealand

Associate Editors:

Theodor Abelin, Prof. Dr.: Professor (em) Professor at the Institute of Social and Preventive Medicine, University of Bern, Switzerland

Mengistu Asnake, Dr.: Senior Country Director, Ethiopia

Samir N. Banoob, Prof. Dr.: Professor of Health Policy and Management, USA

Vesna Bjegovic-Mikanovic, Prof. Dr.: Professor of Social Medicine, University of Belgrade, Serbia

Marie-Luise Dierks, Prof. Dr.: Professor of Public Health, MHH Hannover, Germany

Mariana Dyakova, Dr.: Consultant in Public Health, WHO, Switzerland

Piotr Dylewicz, Dr.: University School of Physical Education in Poznan, Poland

Rosa Giuseppa Frazzica, Dr.: CEFPAS Centre for Training and Research in Public Health, Caltanissetta, Italy

Vilius Grabauskas, Prof. Dr.: Prof. (em), University of Kaunas, Lithuania

Guiseppe La Torre, Prof. Dr.: Professor of Hygiene, Public Health, Epidemiology and Biostatistics Catholic University Rome, Italy

Robyn Martin, Prof. Dr.: Centre for Research in Primary and Community Care, University of Hertfordshire, UK

Toshitaka Nakahara, Prof. Dr.: Prof. (em), University of Kyoto, Japan

Katharina Meyer, Prof. Dr.: Professor of Medicine, University of Bern, Switzerland

Joseph P. Newhouse, Prof. Dr.: Prof. em., Director of the Division of Health Policy Research and Education, Harvard University, USA

Jörn Olson, Prof. Dr.: Dept. of Public Health, Aarhus University, Denmark

András Terebessy, Dr.: Lecturer of Public Health, Semmelweis University, Hungary

Karen Voigt, Dr.: Adjunct Professor for General Medicine, Technical University Dresden, Germany



Journal of Public Health

From Theory to Practice

[Journal of Public Health](#) > [Aims and scope](#)

Aims and scope

The Journal of Public Health: From Theory to Practice is an interdisciplinary publication for the discussion and debate of international public health issues, with a focus on European affairs. It describes the social and individual factors determining the basic conditions of public health, analyzing causal interrelations, and offering a scientifically sound rationale for personal, social and political measures of intervention. Coverage includes contributions from epidemiology, health economics, environmental health, management, social sciences, ethics, and law.

 You have access to our articles

For authors

[Submission guidelines](#)

[Manuscript editing services](#)

[Ethics & disclosures](#)

[Open Access fees and funding](#)

[Contact the journal](#)

Submit manuscript 



Journal of Public Health

From Theory to Practice

[Journal of Public Health](#) > [Journal updates](#)

Journal updates

Meet the Journal of Public Health Section Editors!

Call for Associate Editors


The Journal of Public Health is currently recruiting Associate Editors with one of the following key areas of expertise: Planetary Health, Nutrition, Aging/Gerontology, Epidemiology, and Systematic Reviews/Meta-analyses. The Associate Editors will work in collaboration with the journal's Editor-in-Chief to oversee the review process for submissions in their areas of expertise, and organize special issues or article collections on key topic areas within their area.

For consideration, please send a copy of your recent CV and short letter detailing your experience/expertise in the area along with any relevant Editorial experience to the Publishing Assistant, Erin MacKenzie: erin.mackenzie@springer.com.

Find us on Scopus!

Download Product Flyer

[productFlyer_10389.pdf](#)

 You have access to our articles

For authors

[Submission guidelines](#)

[Manuscript editing services](#)

[Ethics & disclosures](#)

[Open Access fees and funding](#)

[Contact the journal](#)

Submit manuscript 



Working on a manuscript?

Avoid the most common mistakes and prepare your manuscript for journal editors.

[Learn more](#) →



Journal of Public Health

From Theory to Practice

[Journal of Public Health](#) > [Volumes and issues](#)

Search within journal



Volumes and issues

Volume 31

January - April 2023

[April 2023, issue 4](#)

[March 2023, issue 3](#)

[February 2023, issue 2](#)

[January 2023, issue 1](#)

Volume 30

January - December 2022

[December 2022, issue 12](#)

[November 2022, issue 11](#)

[October 2022, issue 10](#)

[September 2022, issue 9](#)

[August 2022, issue 8](#)

[July 2022, issue 7](#)

[June 2022, issue 6](#)

[May 2022, issue 5](#)

[April 2022, issue 4](#)

[March 2022, issue 3](#)

[February 2022, issue 2](#)

Volume 30

January - December 2022

[December 2022, issue 12](#)

[November 2022, issue 11](#)

[October 2022, issue 10](#)

[September 2022, issue 9](#)

[August 2022, issue 8](#)

[July 2022, issue 7](#)

[June 2022, issue 6](#)

[May 2022, issue 5](#)

[April 2022, issue 4](#)

[March 2022, issue 3](#)

[February 2022, issue 2](#)

[January 2022, issue 1](#)

Volume 29

February - December 2021

[December 2021, issue 6](#)

[October 2021, issue 5](#)


[August 2021, issue 4](#)

[June 2021, issue 3](#)

[April 2021, issue 2](#)

[February 2021, issue 1](#)

Screening for identifying individuals at risk of developing type 2 diabetes using the Canadian diabetes risk (CANRISK) questionnaire

Elida Zairina , Arie Sulistyarni, Gesnita Nugraheni, Sindy Irvana Kurnia Saputri, Ayudika Permatasari & Elinda Eka Rachmawati

Journal of Public Health (2021) | [Cite this article](#)

176 Accesses | [Metrics](#)

Abstract

Aim

This study aimed to screen healthy individuals with the risk of developing type 2 diabetes.

Methods

This study was a cross-sectional study with a simple random sampling technique. The instrument used was the CANRISK questionnaire.

Results

Approximately 327 respondents participated in this study. The result of the study shows that 34.5% ($n = 113$) of participants had a low-risk factor, 40.7% ($n = 133$) had a medium risk factor, and approximately 24.8% ($n = 81$) of them had a high-risk factor for developing type 2 diabetes mellitus in the next ten years based on the CANRISK questionnaire assessment. There was a positive correlation between the total score of the CANRISK and age ($p = 0.000$; $r = 0.511$), BMI ($p = 0.000$; $r = 0.657$), and waist circumference ($p = 0.000$; $r = 0.673$). In a differential test analysis, there were significant differences between gender ($p = 0.000$), history of hypertension ($p = 0.000$), family history of diabetes mellitus ($p = 0.001$), and education ($p = 0.001$) in the risk category of the CANRISK.

Conclusion

The higher the total score obtained based on the CANRISK questionnaire, the higher the risk for developing type 2 diabetes mellitus in the next ten years.

[Download PDF](#)**Working on a manuscript?**[Avoid the common mistakes](#) →**Sections**

References

[Abstract](#)[Introduction](#)[Methods](#)[Results](#)[Discussion](#)[Conclusion](#)[Availability of data and material](#)[Code availability](#)[References](#)[Funding](#)[Author information](#)[Ethics declarations](#)[Additional information](#)[Rights and permissions](#)[About this article](#)



Journal of Public Health

From Theory to Practice

[Journal of Public Health](#) > [Online first articles](#)

Search within journal

Online first articles

Articles not assigned to an issue

241 articles

[Knowledge, attitudes, and preventive practices toward the COVID-19 pandemic: an online survey among Bangladeshi residents](#)

Satyajit Kundu, Md. Hasan Al Banna ... Md Shafiqul Islam Khan

Original Article | Published: 14 August 2021

[Understanding the public health implications of self-reported condom use in HIV clinical trials: lessons learned in KwaZulu Natal, South Africa \(2002–2016\)](#)

Handan Wand, Natasha Morris & Tarylee Reddy

Original Article | Published: 10 August 2021

[Local and regional politicians' considerations of newly arrived migrants' health in political decision-making: a public health study in northern Sweden](#)

Sara Svanholm, Heidi Carlerby & Eija Viitasara

Original Article | [Open Access](#) | Published: 09 August 2021

[Assessment of client satisfaction with family planning services and influencing factor in Southern Ethiopia: a community-based cross-sectional study](#)

Demisse Gebremariam Anne, Mitku Mammo Taderegew ... Wassie Negash

Original Article | Published: 05 August 2021

 You have access to our articles

For authors

[Submission guidelines](#)

[Manuscript editing services](#)

[Ethics & disclosures](#)

[Open Access fees and funding](#)

[Contact the journal](#)

[Submit manuscript](#) 



Working on a manuscript?

Avoid the most common mistakes and prepare your manuscript for journal editors.

[Learn more](#) →

Explore

[Online first articles](#)

[Volumes and issues](#)

[Collections](#)

[Sign up for alerts](#)

[Association of the working environment noise with occupational stress in industrial workers](#)


Omid Aminian, Maryam Saraie ... Sahar Eftekhari

Original Article | Published: 22 June 2021

[Sanitation access, behavior, and practices and their health and social implications for on-duty female police officials – a perceptual study in South India](#)

Vidhya Venugopal, Akshaya Prem Kumar ... P. K. Latha

Original Article | Published: 22 June 2021



[Screening for identifying individuals at risk of developing type 2 diabetes using the Canadian diabetes risk \(CANRISK\) questionnaire](#)

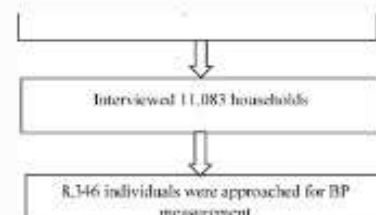
Elida Zairina, Arie Sulistyarini ... Elinda Eka Rachmawati

Original Article | Published: 15 June 2021

[Prevalence and associated factors of hypertension among South African adults: findings from the Demographic and Health Survey 2016](#)

Rajat Das Gupta, Animesh Talukder ... Gulam Muhammed Al Kibria

Original Article | Published: 15 June 2021



[Community integration among individuals with stroke: a scoping review protocol](#)

Sanjana Shirish Tipnis, Vaishnavi Vilas Pawar ... Shashank Mehrotra

Review Article | [Open Access](#) | Published: 12 June 2021

[Doctors as disseminators? Practicing physicians as multipliers for community-based prevention networks in a large city in western Germany](#)


Katharina Kreffter, Simon Götz ... Simone Weyers

Original Article | [Open Access](#) | Published: 11 June 2021

[Development and validation of the Domestic Violence during Quarantine Scale \(DVQS\)](#)

Reza Ghanei Gheslagh, Kamel Abdi ... Hosein Zahednezhad

Original Article | Published: 08 June 2021





Screening for identifying individuals at risk of developing type 2 diabetes using the Canadian diabetes risk (CANRISK) questionnaire

Elida Zairina^{1,2,3} · Arie Sulistyarini^{1,2} · Gesnita Nugraheni^{1,2} · Sindy Irvana Kurnia Saputri⁴ · Ayudika Permatasari⁴ · Elinda Eka Rachmawati⁴

Received: 7 December 2020 / Accepted: 19 May 2021

© The Author(s), under exclusive licence to Springer-Verlag GmbH Germany, part of Springer Nature 2021

Abstract

Aim This study aimed to screen healthy individuals with the risk of developing type 2 diabetes.

Methods This study was a cross-sectional study with a simple random sampling technique. The instrument used was the CANRISK questionnaire.

Results Approximately 327 respondents participated in this study. The result of the study shows that 34.5% ($n = 113$) of participants had a low-risk factor, 40.7% ($n = 133$) had a medium risk factor, and approximately 24.8% ($n = 81$) of them had a high-risk factor for developing type 2 diabetes mellitus in the next ten years based on the CANRISK questionnaire assessment. There was a positive correlation between the total score of the CANRISK and age ($p = 0.000$; $r = 0.511$), BMI ($p = 0.000$; $r = 0.657$), and waist circumference ($p = 0.000$; $r = 0.673$). In a differential test analysis, there were significant differences between gender ($p = 0.000$), history of hypertension ($p = 0.000$), family history of diabetes mellitus ($p = 0.001$), and education ($p = 0.001$) in the risk category of the CANRISK.

Conclusion The higher the total score obtained based on the CANRISK questionnaire, the higher the risk for developing type 2 diabetes mellitus in the next ten years.

Keywords CANRISK · Diabetes mellitus · Prediabetes · Public health · Risk assessment · Screening

Introduction

According to the International Diabetes Federation (IDF) Diabetes Atlas, in 2019, 463 million people worldwide have been diagnosed with diabetes (Karuranga et al. 2019). This figure is projected to rise to 578 million by 2030 and 700 million people by 2045. It is estimated that of the 463 million people diagnosed with diabetes, there are 212.4 million people, or nearly half of them have not been reported, implying

that the prevalence may be higher. Diabetes will progress into a dangerous complication if it is not treated and prevention efforts are not made. With approximately 10.3 million diabetics, Indonesia ranked sixth among the top ten countries in 2017, trailing China, India, the United States, Brazil, and Mexico. Meanwhile, Indonesia is expected to rank seventh in 2045, with an estimated 16.7 million diabetics. Diabetes mellitus affects 10,276,100 of Indonesia's 166,531,000 adults (aged 20–79 years), with a prevalence of 6.2%.

✉ Elida Zairina
elida-z@ff.unair.ac.id

Arie Sulistyarini
arie-s@ff.unair.ac.id

Gesnita Nugraheni
gesnita-n@ff.unair.ac.id

Sindy Irvana Kurnia Saputri
sindy.irvana@gmail.com

Ayudika Permatasari
ayudikap@gmail.com

Elinda Eka Rachmawati
elindarachman@gmail.com

¹ Department of Pharmacy Practice, Faculty of Pharmacy, Universitas Airlangga, Surabaya, Indonesia

² Innovative Pharmacy Practice and Integrated Outcome Research (INACORE) Group, Universitas Airlangga, Surabaya, Indonesia

³ Center for Patient Safety Research, Universitas Airlangga, Surabaya, Indonesia

⁴ Bachelor of Pharmacy Study Programs, Faculty of Pharmacy, Universitas Airlangga, Surabaya, Indonesia

The government has made various attempts to deal with diabetes mellitus, including implementing health promotion programs, including early identification of risk factors. The government also provides Posbindu PTM (Integrated Non-Communicable Diseases Development Post) as a PTM risk factor control program to increase public awareness of risk factors for both their families and the local community. It also advises the public to carry out routine tests, regular treatment, change their nutritional lifestyle, and be vigilant in their physical activity to be healthier (Indonesia's Ministry of Health 2020).

The community pharmacist plays a key role in society by implementing preventive programs, specifically by screening and assisting patients in monitoring and controlling their disease progression (George and Zairina 2016). Community pharmacies are located in areas where people can seek advice on minor illnesses, symptoms that are often similar to early signs of diabetes mellitus and other issues. Pharmacies are also an excellent location to offer screening services for the detection of risk factors (Ayorinde et al. 2013). Community pharmacies are now available in rural and urban areas and most countries worldwide, making them more accessible. For example, in the United Kingdom, approximately 90% of the population visits community pharmacies at least once each year. The roles of pharmacists in the community include responding to patient requests, providing advice on symptoms therapy, and providing health promotion advice (Anderson 2000).

Screening is a set of tests intended to determine a person's risk factors for certain diseases as consideration for further examination (Strong et al. 2005). Screening is designed to save lives or enhance an individual's quality of life by early detection so that screening will minimize the risk of developing a condition or its complications (Braveman et al. 1994). Stroke, cardiovascular disease, hypertension, and other diseases can all occur as complications (Lastra et al. 2014). Diabetes screening is also required to minimize medical costs such as hospitalization, outpatient care, surgery, medications, and laboratory test costs (Naser et al. 2020). This screening approach was first introduced in Finland, as diagnostic tests for blood sugar and oral glucose were quite expensive. Screening using the Diabetes Risk Score is an easy way to detect diabetes mellitus (Buijsse et al. 2011).

"The Canadian Diabetes Risk Questionnaire" (CANRISK) is one of the screening tools that can be used. CANRISK is a questionnaire-based screening tool that has been validated in Canada to assess risk factors for type 2 diabetes using a variety of tests (Kaczorowski et al. 2009). CANRISK is an updated version of the FINDRISC questionnaire, where the questions on the CANRISK questionnaire are more diverse to represent diabetes risk factors better, and some new questions have been added (Štiglic et al. 2016).

According to a study conducted in India with 350 respondents, employees who work in an institution are at a high risk of contracting noncommunicable diseases. Employees have a sedentary lifestyle as a result of sitting for too long at work. The findings also revealed that employees' consumption of fruits and vegetables was insufficient. As a result, it is critical to strengthen early prevention by promoting a healthier lifestyle at work, including increased physical activity and fruit and vegetable consumption, as a preventive measure against noncommunicable diseases (Sandhu et al. 2016). Screening for risk factors with questionnaires and diagnostic tests is highly recommended because it can reduce mortality and is highly beneficial for people at high risk of developing diabetes mellitus (Pottie et al. 2012).

Based on the above background, the high success rate of screening to prevent diabetes mellitus in individuals evaluates disease risk as a critical part of the disease prevention process. Therefore, the objective of this study is to identify the likelihood of individuals developing diabetes mellitus in the next ten years.

Methods

The research was carried out at a public institution in Surabaya, Indonesia, from March to September 2019. A random number generator on a computer was used to select participants at random from the employer database. Participants were excluded if they had been diagnosed with diabetes and were taking anti-diabetic medication, as well as if they were pregnant. The Human Research Ethics Committee approved the study. Participants were first asked to complete a consent form, demographic information, and the CANRISK questionnaire. The participants' height and weight were then measured to calculate their BMI (BMI). BMI was calculated as weight in kilograms divided by height in meters squared. The waist circumference of each participant was also measured.

The demographic profiles of the participants were identified using descriptive analysis. Age, gender, weight and height, education, occupation, medication taken, family history of diabetes mellitus, daily activities, and smoking status were among the demographic data collected. Prior to analysis, the data's normality was assessed. The relationship between each risk factor in the CANRISK questionnaire was examined using a Spearman correlation. IBM SPSS version 22.0 was used to analyze all the data.

Results

There were 2131 employees in the database, and only 538 (25%) employees met the inclusion criteria. Of those who met the inclusion criteria, 327 (60%) agreed to participate in

the study. After gaining consent, the researcher informed the prospective respondents about the study’s aim and objective. Respondents eligible to participate were asked to fill out the consent form as well as the demographic data sheet and questionnaire. The study has been approved by the Public Health Agency of Canada (Ref: HC2020–0259) to translate and adapt the CANRISK questionnaires to be used in this study.

Participants’ mean age is 40 years ± 8.91, with most of the participants in the age group below 44 years (62.4%, *n* = 204). The education demographic showed that nearly 50 % of respondents (*n* = 163) graduated from university. The number of male respondents was larger than the number of females, accounting for 228 (69.7%) of the total population (Table 1). Based on the BMI value, most BMI categories were in the normal/underweight category, namely 48 (48.5%) for women and 106 (46.5%) for men (Table 2). The CANRISK’s waist circumference of females was in the highest category >88 cm, approximately 44 (44.4%) and < 94 cm for men, accounting for 144 (63.2%) (Table 2).

In terms of physical activity, it was found that 224 (68.5%) people did not engage in physical activity on a daily basis (Table 3). The regular consumption of fruit or vegetables daily is divided into two categories, depending on whether the respondent consumes fruit or vegetables daily or not. The findings indicate that more than 95% (*n* = 313) of participants did not consume fruits or vegetables daily. More than 90% of respondents have no history of hypertension or do not take antihypertensive drugs and have no record of high blood sugar.

Based on the CANRISK questionnaire results, 133 (40.7%) of the respondents were classified as having a moderate risk of developing type 2 diabetes mellitus over the next ten years. When gender is considered, 43 (43.4%) female

Table 1 Demographic characteristics of participants

Characteristics	n (%)
Age	
≤ 44 yr.	204 (62.4)
45–54 yr	102 (31.2)
55–64 yr	21 (6.4)
Gender	
Male	228 (69.7)
Female	99 (30.3)
Education	
Primary	4 (1.2)
Secondary school	4 (1.2)
Senior High school	103 (31.5)
Diploma	47 (14.4)
Undergraduate	163 (49.8)
Postgraduate	3 (0.9)
Professional degree	3 (0.9)

Table 2 Physical characteristics of participants

Characteristic	Mean±SD
Body mass index (BMI)	
Female	26.3±4.9
Male	25.7±4.6
Weight (kg)	
Female	63.3±12.8
Male	70.1±13.2
Height (cm)	
Female	155.2±4.9
Male	165.3±6.2
Weight circumference (cm)	
Female	87.5±9.8
Male	90.9±10.7

respondents have a low-risk level, while 91 (39.9%) of male respondents have a moderate risk level for developing type 2 diabetes mellitus in the next ten years. This study found a significant difference (*p* = 0.000) between male and female respondents, history of hypertension (*p* = 0.000), family history of diabetes mellitus (*p* = 0.001), and educational level (*p* = 0.001) in the risk category of developing type 2 diabetes based on the CANRISK questionnaire. People living with type 2 diabetes are usually over 40 years but may also occur at ages over 20 (Wu et al. 2014). The study results showed a significant positive association between age and the overall CANRISK score (type 2 diabetes risk) (*p* = 0.000; *r* = 0.511). The findings also showed a significant positive correlation between the size of waist circumference (*p* = 0.000; *r* = 0.673) and the BMI score (*p* = 0.000; *r* = 0.657) with the total CANRISK questionnaire score risk of developing type 2 diabetes for the next ten years).

Discussion

A wide variety of lifestyle factors are also of considerable significance for the development of type 2 diabetes (Wu et al. 2014), such as sedentary lifestyle (Zimmet et al. 2001), physical inactivity (Hu et al. 2001), smoking (Śliwińska-Mossoń and Milnerowicz 2017), and alcohol intake (Cullmann et al. 2012). In addition, there are other factors, such as hypertension, ethnicity, blood sugar disorders, and a history of giving birth to babies weighing more than 4 kg, which are considered risk factors for developing type 2 diabetes (Wu et al. 2014). The CANRISK also included the above risk factors in the questionnaire. Thus, each question’s item score is totaled, and the overall score is classified into three categories: low, medium, and high for developing type 2 diabetes over the next ten years.

Table 3 Questionnaire CANRISK items

No	Variable	Categories	n (%)
1	Age group	≤ 44 years	204 (62.4)
		45–54 years	102 (31.2)
		55–64 years	21 (6.4)
		65–74 years	0 (0)
2	Gender	Female	99 (30.3)
		Male	228 (69.7)
3	BMI Female	Normal/underweight (<25)	48 (48.5)
		Overweight (25–29)	30 (30.3)
		Obesity, non-morbid (30–34)	13 (13.2)
		Obesity, morbid (≥ 35)	8 (8.0)
	Male	Normal/underweight (<25)	106 (46.5)
		Overweight (25–29)	84 (36.8)
		Obesity, non-morbid (30–34)	30 (13.2)
		Obesity, morbid (≥ 35)	8 (3.5)
4	Waist circumference Female	< 80 cm	20 (20.2)
		80–88 cm	35 (35.4)
		>88 cm	44 (44.4)
	Male	< 94 cm	144 (63.2)
		94–102 cm	50 (21.9)
		> 102 cm	34 (14.9)
5	Daily physical activity ≥ 30 mins	Yes	103 (31.5)
6	Daily physical activity ≥ 30 mins	Everyday	144 (63.2)
7	Eat vegetables or fruits	Yes	14 (4.3)
8	History of high blood pressure	Yes	23 (7.0)
9	History of given birth to a large baby weighing 4.0 kg or more ≥	Yes	8 (2.4)
		No or I do not know	319 (97.6)

Obesity is caused by an overabundance of adipose tissue, which is one of the most serious risks of type 2 diabetes. Overweight and obesity have a negative impact on both physical and psychosocial health and well-being (Naser et al. 2006). Obesity is regarded as a public health emergency in both developed and developing countries (Gallagher et al. 2000). Almost two-thirds of the adult population in the United States are considered overweight or obese. Similar patterns can be found all over the world (Tsai et al. 2011). Obesity has been linked to a variety of medical, psychological, and social conditions, the most serious of which could be type 2 diabetes. At the turn of the century, it was estimated that 171 million people had type 2 diabetes, a figure that is expected to rise to 360 million by 2030 (McKeigue et al. 1991). Insulin resistance is linked to type 2 diabetes and obesity. Despite being insulin resistant, most obese people do not have hyperglycemia. Under normal conditions, pancreatic cells of the islet of Langerhans release enough insulin to compensate for insulin decreases while maintaining normal glucose tolerance (Chawla et al. 2016; Fowler 2008).

One piece of evidence reviewed compared the quantitative results of all available epidemiological studies and indicated that abdominal obesity, as measured by a variety of tests, significantly increases the risk of type 2 diabetes in a variety of ethnic groups. Despite differences in the adjustment factors, both cohorts were adjusted for age and weight for BMI, which we did not consider to be a measure of abdominal obesity. This adds confidence in the overall finding that, on average, increased abdominal obesity raises the risk of type 2 diabetes by more than twofold (Freemantle et al. 2008). The correlation between abdominal obesity and diabetes appears to be biologically plausible. Abdominal fat is thought to increase the risk of diabetes through a variety of secreted factors, including non-esterified fatty acids and adipocytokines, such as tumor necrosis factor- α and decreased adiponectin. Reduction in waist circumference is associated with increased circulating levels of these adipose tissues secreted factors. Thus, reducing waist circumference can also lead to a lower risk of diabetes development, as shown in some research on

obesity and lifestyle in those at risk for type 2 diabetes (Knowler et al. 2002; Tuomilehto et al. 2001).

Regular physical activity can help to reduce the risk of diabetes because it increases lean mass while decreasing fat in the body. With physical activity, insulin levels rise, causing blood sugar levels to fall. If a person does not exercise or participate in sports on a regular basis, food substances that enter the body are not burned but are stored as fat and sugar. Diabetes can result if the pancreatic condition is insufficient to produce insulin and insufficient to convert glucose into energy (Colberg et al. 2010). A person's low intake of fruits and vegetables is linked to an increase in body weight and the occurrence of type 2 diabetes (Bhattacharjee et al. 2015). Consuming fiber-rich foods is critical for diet control and weight maintenance or loss. According to the CANRISK score, people who consume fruit or vegetables every day or not have a moderate risk of developing type 2 diabetes. This is because, despite the fact that respondents consume vegetables or fruit on a daily basis, the researchers had no idea how many slices or fruits were consumed, nor did they know what type.

Although most countries have high rates of undiagnosed diabetes and prediabetes, the assessment tools currently used to estimate an individual's risk of diabetes are inadequate. Most prognostic risk-scoring models for detecting type 2 diabetes require specific blood test results, which may limit their widespread use in the community. A risk assessment questionnaire can be used in addition to blood glucose testing. The method of screening risk factors with a questionnaire is intended to develop a simpler, more practical, and informative screening process for identifying the risk of developing type 2 diabetes mellitus. Several countries have developed diabetes risk assessment tools that rely solely on information that a participant can self-complete without detailed knowledge or specific laboratory test values. Several diabetes risk screening tools have been made, such as, the Australian type 2 Diabetes Risk Assessment Tool (AUSDRISK) (Wong et al. 2011), the Finnish Diabetes Risk Score (FINDRISC) (Hellgren et al. 2012; Martin et al. 2011; Štiglic et al. 2016), and the CANRISK and Deutscher Diabetes-Risiko Test (DifE) (Deutsches Institut für Ernährungsforschung 2019).

The FINDRISC is a critical component of Finland's national diabetes prevention program, which has so far successfully screened over 10% of the Finnish population. In Finland, FINDRISC has been used to identify high-risk individuals who could benefit from interventions or who should be investigated further using the oral glucose tolerance test (OGTT). Among those identified as being at high risk of developing diabetes by the Finnish study, 60% of men and 45% of women had abnormal glucose tolerance at baseline (Saaristo et al. 2010). However, the generalizability of FINDRISC is limited by Canada's different ethnic make-up from that of Finland. As a result, Canadian diabetes experts modified FINDRISC to include ethnicity as well as other important variables (gender,

education, and macrosomia) to develop the CANRISK (Kaczorowski et al. 2009). Age, BMI, waist circumference, physical activity, fruit/vegetable consumption, history of high blood pressure, history of high blood glucose, family history of diabetes, sex, ethnicity, maternal history of macrosomia, and education are all terms in the CANRISK model. Four of these terms were not included in the original FINDRISC scoring metric (sex, ethnicity, macrosomia, and education). In this study, we discovered that CANRISK is quite reliable and simple to use in Indonesia. However, there is no data on which screening tools are more accurate in determining an individual's risk of developing type 2 diabetes. Additional research would be required to assess the acceptability of CANRISK and other risk assessment tools in the clinical setting. The actual cost of screening for diabetes mellitus risk using a risk assessment questionnaire will also be required.

This study used a cross-sectional design that was more effective and reliable in gathering data than other study designs to determine the level of risk for developing type 2 diabetes over the next ten years. Type 2 diabetes risk assessment research remains uncommon in Indonesia, particularly when the CANRISK questionnaire is used as a risk assessment tool. Furthermore, this study's findings can help prevent the development of type 2 diabetes in a high-risk population. However, more research is required to determine the role of the healthcare professionals in the community, including pharmacists. The provision of information and education during the counselling session, particularly for those with chronic diseases such as diabetes mellitus, may reduce barriers to medication adherence.

Conclusion

In conclusion, various risk factors for diabetes mellitus, such as age, BMI, and waist circumference, have a positive association with the overall risk score for the CANRISK questionnaire. Factors with significant differences between risk factor categories and risk categories based on the CANRISK questionnaire were gender, history of hypertension, history of high blood sugar, family history of diabetes mellitus, and education level. On the other hand, there was no significant difference between the risk factor category and the risk category of developing type 2 diabetes based on the CANRISK questionnaire for physical activity, fruit or vegetable intake, ethnicity, and childbearing history ≥ 4.1 kg significant difference.

Author contributions EZ conceived the project idea and obtained the funding for the study. EZ further developed the study with input from AS and GN. SIKS, EER, and AP contributed to the data collection and data analysis. All authors made substantial contribution in designing the questionnaire, analyzing the data, interpretation of results, reviewing and

interpreting the results. The authors reviewed the work critically and agreed to the final approval of the work to be published.

Funding This study was supported by the Indonesian Ministry of Education and Culture (DRPM – PDUPT 2019–2021).

Availability of data and material All data related to this study was kept under the supervision of the research team.

Code availability Not applicable.

Declarations

Conflicts of interest/competing interests The authors declare that they have no conflict of interest.

Ethics declaration This manuscript has not been published or presented elsewhere in part or in entirety and is not under consideration by another journal. The study was approved by the Human Research Ethics Committee of Faculty of Public Health Universitas Airlangga, Surabaya, Indonesia (Ref: 144/EA/KEPK/2019).

Consent to participate Informed consent was obtained from all the individual participants in the study.

Consent for publication All authors have contributed significantly to the work, are aware of this submission, and agree with it.

Research involving human participants Ethical approval was obtained, and all procedures performed in this study were in accordance with the ethical standards of the Human Research Ethics Committee.

References

- Anderson C (2000) Health promotion in community pharmacy: the UK situation patient. *Educ Couns* 39:285–291. [https://doi.org/10.1016/s0738-3991\(99\)00025-7](https://doi.org/10.1016/s0738-3991(99)00025-7)
- Ayorinde AA, Porteous T, Sharma P (2013) Screening for major diseases in community pharmacies: a systematic review. *Int J Pharm Pract* 21:349–361. <https://doi.org/10.1111/ijpp.12041>
- Bhattacharjee S, Datta S, Roy JK, Chakraborty M (2015) A cross-sectional assessment of risk factors of non-communicable diseases in a sub-Himalayan region of West Bengal, India Using who Steps Approach. *J Assoc Phys India* 63:34–40
- Braveman PA, Tarimo E, World Health Organization (1994) Screening in primary health care: setting priorities with limited resources. World Health Organization, Geneva. <https://apps.who.int/iris/handle/10665/40509>
- Buijsse B, Simmons RK, Griffin SJ, Schulze MB (2011) Risk assessment tools for identifying individuals at risk of developing type 2 diabetes. *Epidemiol Rev* 33:46–62. <https://doi.org/10.1093/epirev/mxq019>
- Chawla A, Chawla R, Jaggi S (2016) Microvascular and macrovascular complications in diabetes mellitus: distinct or continuum? *Indian J Endocrinol Metab* 20:546–551. <https://doi.org/10.4103/2230-8210.183480>
- Colberg SR, Sigal RJ, FernhallvB RJG, Blissmer BJ, Rubin RR, Chasan-Taber L, Albright AL, Braun B (2010) Exercise and type 2 diabetes: the American College of Sports Medicine and the American Diabetes Association: joint position statement. *Diabetes Care* 33:e147–e167. <https://doi.org/10.2337/dc10-9990>
- Cullmann M, Hilding A, Östenson CG (2012) Alcohol consumption and risk of pre-diabetes and type 2 diabetes development in a Swedish population. *Diabetic Med: J British Diabetic Assoc* 29:441–452. <https://doi.org/10.1111/j.1464-5491.2011.03450.x>
- Deutsches Institut für Ernährungsforschung P-R (2019) DIFE – DEUTSCHER DIABETES-RISIKO-TEST® (DRT). *Der Diabetologe* 15:43–45. <https://doi.org/10.1007/s11428-018-0441-9>
- Fowler MJ (2008) Microvascular and Macrovascular Complications of Diabetes. *Clin Diabetes* 26:77–82. <https://doi.org/10.2337/diaclin.26.2.77>
- Freemantle N, Holmes J, Hockey A, Kumar S (2008) How strong is the association between abdominal obesity and the incidence of type 2 diabetes? *Int J Clin Pract* 62:1391–1396. <https://doi.org/10.1111/j.1742-1241.2008.01805.x>
- Gallagher D, Heymsfield SB, Heo M, Jebb SA, Murgatroyd PR, Sakamoto Y (2000) Healthy percentage body fat ranges: an approach for developing guidelines based on body mass index. *Am J Clin Nutrition* 72:694–701. <https://doi.org/10.1093/ajcn/72.3.694>
- George J, Zairina E (2016) The potential role of pharmacists in chronic disease screening. *Int J Pharm Pract* 24:3–5. <https://doi.org/10.1111/ijpp.12246>
- Hellgren MI, Petzold M, Björkelund C, Wedel H, Jansson P-A, Lindblad U (2012) Feasibility of the FINDRISK questionnaire to identify individuals with impaired glucose tolerance in Swedish primary care. A cross-sectional population-based study. *Diabetic Med* 29:1501–1505. <https://doi.org/10.1111/j.1464-5491.2012.03664.x>
- Hu FB, Manson JE, Stampfer MJ, Colditz G, Liu S, Solomon CG, Willett WC (2001) Diet, lifestyle, and the risk of type 2 diabetes mellitus in women. *N Engl J Med* 345:790–797. <https://doi.org/10.1056/NEJMoa010492>
- Indonesia's Ministry of Health (2020) Tetap Produktif, Cegah dan Atasi Diabetes Mellitus. Ministry of Health of Indonesia, Jakarta. <https://www.kemkes.go.id/article/view/20120100005/infodatin-tetap-produktif-cegah-dan-atasi-diabetes-mellitus-2020.html>
- Kaczorowski J, Robinson C, Nerenberg K (2009) Development of the CANRISK questionnaire to screen for prediabetes and undiagnosed type 2 diabetes. *Canadian J Diabetes* 33:381–385. [https://doi.org/10.1016/S1499-2671\(09\)34008-3](https://doi.org/10.1016/S1499-2671(09)34008-3)
- Karuranga S, Malanda B, Saeedi P, Salpea P (2019) IDF diabetes atlas. International Diabetes Federation. <https://www.diabetesatlas.org/en/>
- Knowler WC, Barrett-Connor E, Fowler SE, Hamman RF, Lachin JM, Walker EA, Nathan DM (2002) Reduction in the incidence of type 2 diabetes with lifestyle intervention or metformin. *N Engl J Med* 346:393–403. <https://doi.org/10.1056/NEJMoa012512>
- Lastra G, Syed S, Kurukulauriya LR, Manrique C, Sowers JR (2014) Type 2 diabetes mellitus and hypertension: an update. *Endocrinol Metab Clin North Am* 43:103–122. <https://doi.org/10.1016/j.ecl.2013.09.005>
- Martin E, Ruf E, Landgraf R, Hauner H, Weinauer F, Martin S (2011) FINDRISK questionnaire combined with HbA1c testing as a potential screening strategy for undiagnosed diabetes in a healthy population. *Hormone Metab Res* 43:782–787. <https://doi.org/10.1055/s-0031-1286333>
- McKeigue PM, Shah B, Marmot MG (1991) Relation of central obesity and insulin resistance with high diabetes prevalence and cardiovascular risk in south Asians. *Lancet* 337:382–386. [https://doi.org/10.1016/0140-6736\(91\)91164-p](https://doi.org/10.1016/0140-6736(91)91164-p)
- Naser AY, Alwafi H, Alsairafi Z (2020) Cost of hospitalisation and length of stay due to hypoglycaemia in patients with diabetes mellitus: a cross-sectional study. *Pharm Pract (Granada)* 18:1847–1847. <https://doi.org/10.18549/PharmPract.2020.2.1847>
- Naser KA, Gruber A, Thomson GA (2006) The emerging pandemic of obesity and diabetes: are we doing enough to prevent a disaster? *Int J Clin Pract* 60(2006):1093–1097
- Pottie K, Jaramillo A, Lewin G, Dickinson J, Bell N, Brauer P, Dunfield L, Joffres M, Singh H, Tonelli M (2012) Recommendations on

- screening for type 2 diabetes in adults. *CMAJ* 184:1687–1696. <https://doi.org/10.1503/cmaj.120732>
- Saaristo T et al (2010) Cardiometabolic profile of people screened for high risk of type 2 diabetes in a national diabetes prevention programme (FIN-D2D). *Prim Care Diabetes* 4:231–239. <https://doi.org/10.1016/j.pcd.2010.05.005>
- Sandhu S, Singh M, Chauhan R, Mazta S, Prashar A (2016) Risk factor profile for non-communicable diseases in public institutions of Shimla, Himachal Pradesh, India. *Int J Commun Med Public Health* 3:3063–3067. <https://doi.org/10.18203/2394-6040.ijcmph20163912>
- Šliwińska-Mossoń M, Milnerowicz H (2017) The impact of smoking on the development of diabetes and its complications. *Diab Vasc Dis Res* 14:265–276. <https://doi.org/10.1177/1479164117701876>
- Štiglic G, Fijačko N, Stožer A, Sheikh A, Pajnikihar M (2016) Validation of the Finnish diabetes risk score (FINDRISC) questionnaire for undiagnosed type 2 diabetes screening in the Slovenian working population. *Diabetes Res Clin Pract* 120:194–197. <https://doi.org/10.1016/j.diabres.2016.08.010>
- Strong K, Wald N, Miller A, Alwan A (2005) Current concepts in screening for noncommunicable disease: World Health Organization Consultation Group Report on methodology of noncommunicable disease screening. *J Med Screen* 12:12–19. <https://doi.org/10.1258/0969141053279086>
- Tsai AG, Williamson DF, Glick HA (2011) Direct medical cost of overweight and obesity in the USA: a quantitative systematic review. *Obes Rev* 12:50–61. <https://doi.org/10.1111/j.1467-789X.2009.00708.x>
- Tuomilehto J, Lindström J, Eriksson JG, Hämäläinen H, Ilanne-Parikka P, Keinänen-Kiukaanniemi S, Laakso M, Louheranta RM, Salminen V, Uusitupa M (2001) Prevention of type 2 diabetes mellitus by changes in lifestyle among subjects with impaired glucose tolerance. *N Engl J Med* 344:1343–1350. <https://doi.org/10.1056/nejm200105033441801>
- Wong KC, Brown AM, Li SC (2011) AUSDRISK - application in general practice. *Australian Fam Phys* 40:524–526
- Wu Y, Ding Y, Tanaka Y, Zhang W (2014) Risk factors contributing to type 2 diabetes and recent advances in the treatment and prevention. *Int J Med Sci* 11:1185–1200. <https://doi.org/10.7150/ijms.10001>
- Zimmet P, Alberti KG, Shaw J (2001) Global and societal implications of the diabetes epidemic. *Nature* 414:782–787. <https://doi.org/10.1038/414782a>


Publisher's note Springer Nature remains neutral with regard to jurisdictional claims in published maps and institutional affiliations.

Zeitschrift für Gesundheitswissenschaften

COUNTRY	SUBJECT AREA AND CATEGORY	PUBLISHER	H-INDEX
Germany  Universities and research institutions in Germany  Media Ranking in Germany	Medicine Public Health, Environmental and Occupational Health	Springer Verlag	<h1>32</h1>
PUBLICATION TYPE	ISSN	COVERAGE	INFORMATION
Journals	09431853	1993-2021	Homepage How to publish in this journal

SCOPE

Previous Title Zeitschrift für Gesundheitswissenschaften, Previous Print ISSN 0943-1853, Previous Online ISSN 1613-2238. The Journal of Public Health: From Theory to Practice is an interdisciplinary publication for the discussion and debate of international public health issues, with a focus on European affairs. It describes the social and individual factors determining the basic conditions of public health, analyzing causal interrelations, and offering a scientifically sound rationale for personal, social and political measures of intervention. Coverage includes contributions from epidemiology, health economics, environmental health, management, social sciences, ethics, and law. ISSN: 2198-1833 (Print) 1613-2238 (Online)

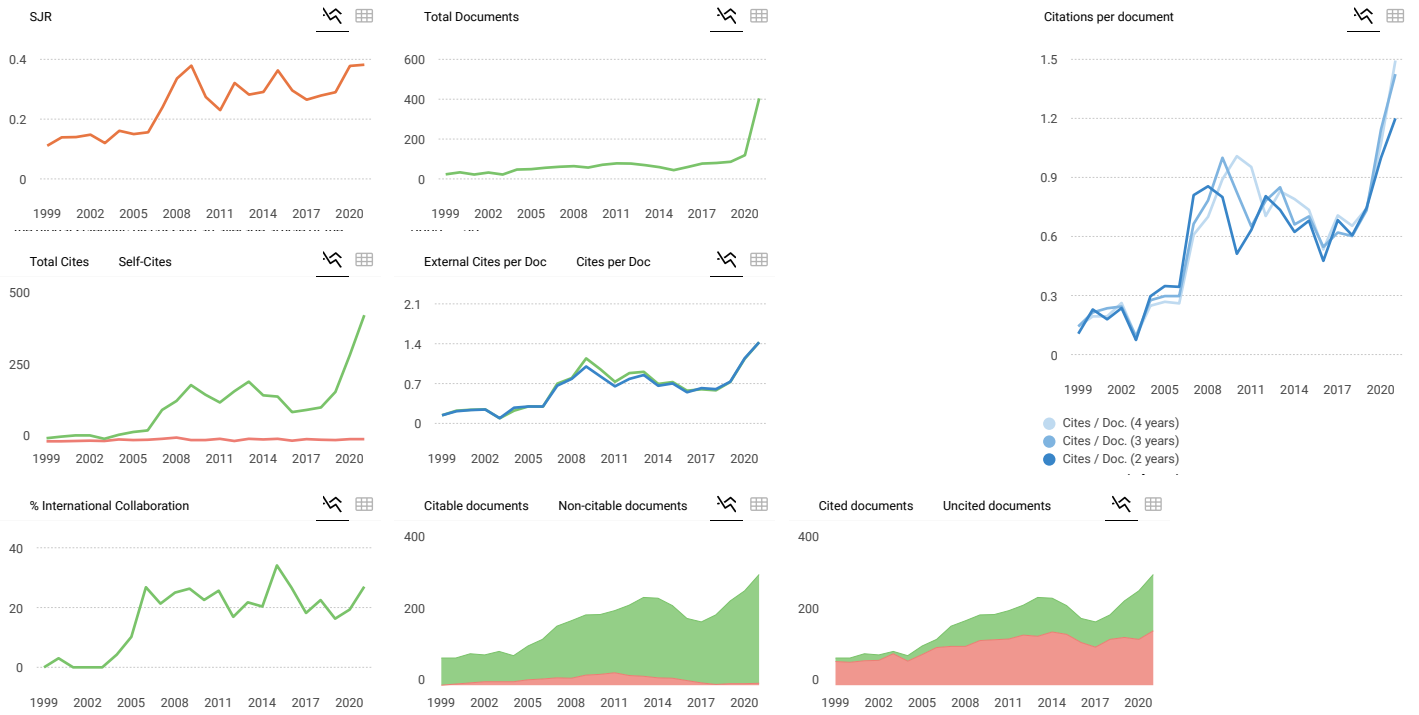
 Join the conversation about this journal

 Quartiles

FIND SIMILAR JOURNALS

options 

<p>1 Public Health</p> <p>NLD</p> <p>78% similarity</p>	<p>2 BMC Public Health</p> <p>GBR</p> <p>78% similarity</p>	<p>3 Archives of Public Health</p> <p>GBR</p> <p>71% similarity</p>	<p>4 Journal of Public Health</p> <p>GBR</p> <p>66% similarity</p>	<p>5 Frontiers in Public Health</p> <p>CHE</p> <p>64% similarity</p>
---	---	---	--	--



Zeitschrift für Gesundheitswissenschaften

Public Health, Environmental and Occupational... best quartile

SJR 2021 0.38

powered by scimagojr.com

Show this widget in your own website

Just copy the code below and paste within your html code:

```
<a href="https://www.scimagojr.com" >
```

SCImago Graphica

Explore, visually communicate and make sense of data with our new data visualization tool.

Metrics based on Scopus® data as of April 2022

R **Robertz** 3 years ago

The title of the journal changed 10 years ago: New title 'Journal of Public Health: From theory to practice' !!!!!!!!

reply



Melanie Ortiz 3 years ago

SCImago Team

Dear Robertz, SJR is a portal with scientometric indicators of journals indexed in Scopus. SJR has no authority over the data of the journals; they are the ones that Scopus sends us. The metadata are property of Scopus. SCImago has a signed agreement that limits our performance to the generation of scientometric indicators derived from the metadata sent in the last update. We suggest that you contact Scopus through this link to report the inconsistencies or modifications that you want to make in SCImago: https://service.elsevier.com/app/answers/detail/a_id/14883/kw/scimago/supporthub/scopus/. Best Regards, SCImago Team

Leave a comment

Name

Email

(will not be published)

Submit

The users of Scimago Journal & Country Rank have the possibility to dialogue through comments linked to a specific journal. The purpose is to have a forum in which general doubts about the processes of publication in the journal, experiences and other issues derived from the publication of papers are resolved. For topics on particular articles, maintain the dialogue through the usual channels with your editor.

Developed by:



Powered by:



Follow us on @ScimagoJR

Scimago Lab, Copyright 2007-2022. Data Source: Scopus®

EST MODUS IN REBUS
Horatio (Satire 1.1.106)

[Cookie settings](#)

[Cookie policy](#)
