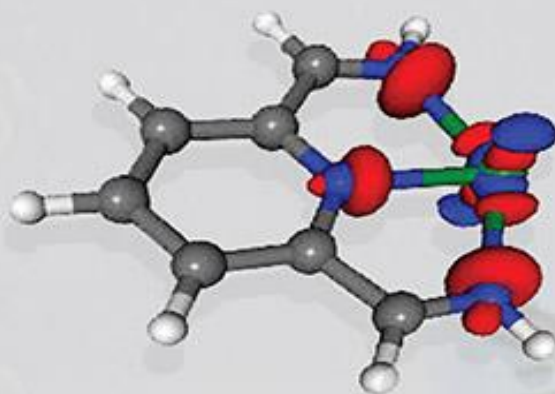




# Egyptian Journal of Chemistry



**Indexed in Scopus**



Vol.      No

Online ISSN: 2357-0245  
Print ISSN : 0449-2285

**Edited by** : The Egyptian Chemical Society  
**Published by** : Academy of Scientific Research and Technology  
Informatics Sector and Scientific Services  
National Information and Documentation Centre (NIDOC)

## Editorial Board



### Editor-in-Chief

---

**👤 Mohamed Refaat Mahran**

*Organic Chemistry*

📍 *National Research Centre*

✉ [mrh\\_mahran@yahoo.com](mailto:mrh_mahran@yahoo.com)

📞 01111273794



### Co-Editor-in-Chief

---

**👤 Said Fatouh Hamed**

*Oils and Fats*

📍 *National Research Center*

✉ [saidfatouhhamed123@gmail.com](mailto:saidfatouhhamed123@gmail.com)

📞 01021489155



**👤 Hassan Abdel-Gawad Hassan**

*Organic Chemistry*

📍 *National Research Center*

✉ [abdelgawadhassan@hotmail.com](mailto:abdelgawadhassan@hotmail.com)

📞 01063157828



---

**👤 Morsy Ahmed El-Asery**

*Textile Chemistry*

📍 *Synthetic Organic Chemistry*

*Dyeing, Printing and Textile Auxiliaries Department, NRC.*

✉ [elapaserym@yahoo.com](mailto:elapaserym@yahoo.com)

📞 01007894172



---

**👤 Ewies Fawzy Ewies**

*Organic Chemistry*

📍 *Synthetic Organic Chemistry*

*Organometallic and organometalloid Chemistry  
Department, NRC.*

✉ [ef.ewies@nrc.sci.eg](mailto:ef.ewies@nrc.sci.eg)

📞 01009957717



---

**Editor**

**👤 Elmorsy Khaled**

*Analytical Chemistry*

📍 *National Research Center*

✉ [elmorsykhaled@yahoo.com](mailto:elmorsykhaled@yahoo.com)



---

**Ing. Milan Sýs**

*Analytical Chemistry*

📍 *Faculty of Chemical Technology - University of Pardubice - Czech Republic*

✉️ [milan.sys@upce.cz](mailto:milan.sys@upce.cz)



---

**Wael Ibrahim Mortada**

*Analytical Chemistry*

📍 *Mansoura University*

✉️ [w.mortada@mans.edu.eg](mailto:w.mortada@mans.edu.eg)



---

**Shaymaa Abdalla Ismail**

*Microbial Chemistry*

📍 *National Research Center*

✉️ [shaymaaabdallaismail@gmail.com](mailto:shaymaaabdallaismail@gmail.com)



**👤 Sahar Awad Allah Hussein**

*Natural Products*

📍 *National Research Center*

✉️ [drsahar90@yahoo.com](mailto:drsahar90@yahoo.com)




**👤 Hanan Sayed Ibrahim**

*Environmental Chemistry*

📍 *National Research Center*

✉️ [drhanansibrahim@gmail.com](mailto:drhanansibrahim@gmail.com)



**👤 Galal A. M. Nawwar**

*Environmental Chemistry*

📍 *National Research Center*

✉️ [gnawwar@yahoo.com](mailto:gnawwar@yahoo.com)



**Francis Verpoort**

*Inorganic Chemistry*

📍 *National Distinguished Expert (China)*

*Distinguished Fellow IETI (Hong Kong)*

*Ghent University (Belgium)*

*Wuhan University of Technology (China)*

✉ [francis.verpoort@ghent.ac.kr](mailto:francis.verpoort@ghent.ac.kr)

🆔 0000-0002-5184-5500



**Ammar Labib**

*Inorganic Chemistry*

📍 *National Research Center*

✉ [ammara133@gmail.com](mailto:ammara133@gmail.com)



**Peter Hessemann**

*Ionic Liquids and catalysts*

📍 *Institut Charles Gerhardt Montpellier*

*UMR 5253 CNRS-UM-ENSCM*

*Université de Montpellier, Place E. Bataillon, Bât 17, cc  
1701*

*34095 Montpellier cedex 5 - France*

*<http://Scopus Author ID: 6603113289>*

✉ [peter.hessemann@univ-montp2.fr](mailto:peter.hessemann@univ-montp2.fr)

🆔 0000-0001-5266-979





**👤 Mohamed Othman**

*Catalysis*

📍 *NormandieUniv, UNILEHAVRE, CNRS 3038, URCOM,  
76600 Le Havre, France*

✉ *mohamed.othman@univ-lehavre.fr*



**👤 Ahmed Kamel El-Ziaty**

*Catalysis*

📍 *Ain-Shams University*

✉ *ahm512@sci.asu.edu.eg*



**👤 Abd Allh Mahrous Abd El-Hamid**

*Material Science*

📍 *Nuclear Materials Authority*

✉ *a.mahrous@nma.org.eg*



**👤 Hisham Abdallah**

*Stereochemistry and Enzymes*

📍 *National Research Center*

✉️ [hishamayosef@yahoo.com](mailto:hishamayosef@yahoo.com)



**👤 El Sayed Yakout**

*Organic Chemistry*

📍 *National Research Centre*

✉️ [sm\\_yakout@hotmail.com](mailto:sm_yakout@hotmail.com)



**👤 Hatem A. Abdel Aziz**

*Organic Chemistry*

📍 *National Research Center*

✉️ [hatem\\_741@yahoo.com](mailto:hatem_741@yahoo.com)





**Marwa El Hussieny**

*Organic Chemistry*

*National Research Center*

*✉ mrw\_elhussieny@yahoo.com*



**Hamdy Zahran**

*Food Chemistry*

*National Research Center*

*✉ hazahran23@gmail.com*



**Samir Kamel**

*Cellulose*

*National Research Centre*

*✉ samirki@yahoo.com*



**Amgad Al Bohy**

*Pharmaceutical Chemistry*

British University in Egypt

albohy@ualberta.ca



**Sudip Kumar Mandal**

*Pharmaceutical chemistry (Medicinal chemistry)*

Dr. B. C. Roy College of Pharmacy & AHS

Durgapur-713206, W.B., India

gotosudip79@gmail.com



**Omnia Elsaid Shahat**

*Physical Chemistry*

National Research Center

omniashehata@yahoo.com



**👤 Nady A. Fathy**

*Applied Physical Chemistry*

📍 *Surface Chemistry and Catalysis Laboratory  
Physical Chemistry Department,  
National Research Center,  
EGYPT.*

✉ *fathyna.77@hotmail.com*



**👤 Helder T. Gomes**

*Physical Chemistry*

📍 *Mountain Research Centre (CIMO)  
LSRE-LCM Associate Laboratory  
Laboratory of Separation and Reaction Engineering -  
Laboratory of Catalysis and Materials  
Department of Chemical and Biological Technology  
Polytechnic Institute of Bragança  
Campus Santa Apolónia  
5300-253 Bragança, Portugal*

🌐 *CIMO: cimo.ipb.pt LSRE-LCM: lsre-  
lcm.fe.up.pt*

✉ *htgomes@ipb.pt*

📞 *0000-0001-6898-2408*



**👤 Salwa El-Sabbagh**

*Polymer Chemistry*

📍 *National Research Center*

✉ *salwa\_elsabbagh@yahoo.com*



**👤 Ahmed Goma Hassabo**

*Textile*

📍 *National Research Centre*

✉️ [aga.hassabo@hotmail.com](mailto:aga.hassabo@hotmail.com)



**👤 Mohamed Amin El-Shahir**

*Chemical Engineering*

📍 *British University In Egypt (BUE)*

✉️ [shahir.sadek@bue.edu.eg](mailto:shahir.sadek@bue.edu.eg)



**👤 Mona M. Amin**

*Chemical Engineering*

📍 *National Research Centre*

✉️ [monaamin46@gmail.com](mailto:monaamin46@gmail.com)



---

**👤 Mahmoud Saleh**

*Biochemistry*

📍 *Faculty of Science, Cairo University*

✉ [msaleh@sci.cu.edu.eg](mailto:msaleh@sci.cu.edu.eg)



---

**Coordinator**

**👤 Shaima Banoon**

📍 *College of Science, University of Misan, Maysan, Iraq*

✉ [shimarb@uomisan.edu.iq](mailto:shimarb@uomisan.edu.iq)

📞 +964 782 827 0929



---

**Assistant Editor**



**👤 Wesam Said Aboul Anin**

📍 *National Information and Documentation Center (NIDOC)*

✉ [nidocpub6@gmail.com](mailto:nidocpub6@gmail.com)












📞 01204797030



 Volume & Issue: Volume 65, Issue 11, November 2022 

Number of Articles: 70

### Main Subjects

-  Analytical chemistry 2
-  Biochemistry 11
-  Electrochemistry 2
-  Environmental chemistry 4
-  Inorganic chemistry 1
-  Material science 8
-  Organic chemistry 12
-  Pharmaceutical Chemistry 7
-  Physical chemistry 3
-  Polymer chemistry 6
-  Textile chemistry 2

### Evaluation of Rheological and Thermal Behavior of Polymer Modified Asphalt

Pages 1-10

 10.21608/EJCHEM.2022.121228.5446

Ahmed G S Al-Azzawi; Raghed Y Ghazal

View Article  PDF 745.63 K

### Preparation and Characterization of Novel Polyvinyl Alcohol Hybrid Composites Based On Barium Titanate and Magnetite Nanoparticles

Pages 11-17

 10.21608/EJCHEM.2022.139334.6142

dores wissa; samia Ahmed gad; Azza Ward; Nehad N Rozik; Aisha Moustafa; Amira nassar; Salwa L Abd-El-Messieh; sobhy Ibrahim; sherif khairy

View Article  PDF 568.43 K

### High -k Green Polymer Nano composites Based on Polyvinyl Alcohol for Electrostatic Dissipation Applications

Pages 19-28

 10.21608/EJCHEM.2022.142955.6242

dores wissa; Azza Ward; samia Ahmed gad; Nehad N Rozik; Amira nassar; Salwa L Abd-El-Messieh; sobhy Ibrahim; sherif khairy



[View Article](#)  PDF 1.41 MB

### **Callus Induction And Influence Of Biotic And Abiotic Elicitation On Active Constituents Of *Portulaca Oleracea* L. Calli Induced In Vitro**

Pages 29-40

 10.21608/EJCHEM.2022.132440.5846

Amany M. Mousa; Eman Abd- ELShafy; Ramadan Bedair; Om Mohamed A. Khafagi; Zakia A. Abou Elkhier

[View Article](#)  PDF 606.11 K

### **In Vitro antioxidant and cytotoxic evaluation of ethyl acetate fraction of *Angiopteris ferox* Copel tuber against HTB lung cancer cell**

Pages 41-48

 10.21608/EJCHEM.2022.91843.4364

Andi Nur Aisyah; Endang Lukitaningsih; Rumiya Rumiya; Marwati Marwati; Amriani Sapra; Nur Khairi; Alfat Fadri; Syamsu Nur


[View Article](#)  PDF 605.2 K

### **Decolorization of Reactive Dyes, Part II: Eco-Friendly Approach of Reactive Dye Effluents Decolorization Using Geopolymer Cement Based on Slag**

Pages 49-54

 10.21608/EJCHEM.2022.146015.6355

Morsy Elapasery; Amal A Aly; Doaa abdel monem Ahmed


[View Article](#)  PDF 1.03 MB [Scopus](#) 6

### **Decolorization of Reactive Dyes, Part III: Eco-Friendly Approach of Reactive Dye Effluents Decolorization Using Geopolymer Cement Based on Metakaolin**

Pages 55-60

 10.21608/EJCHEM.2022.146023.6356

Morsy Elapasery; Amal A Aly; Doaa abdel monem Ahmed

[View Article](#)  PDF 883.47 K [Scopus](#) 6

### **Conversion of Cellulose From Palm Oil Middle Waste (*Elaeis Guineensis*) Into Bio-Oil Products As Alternative Fuel**

Pages 61-67

 10.21608/EJCHEM.2022.96526.4517

Adistya Fadhilah Husna; Fitria Febrianti; Habibie Helminan Syah; Rabiatal Adawiyah Pangaribuan; Tia Aulia Surbakti; Junifa Layla Sihombing; Ahmad Nasir Pulungan

View Article  PDF 699.75 K

### **Impact of Copper II Albumin Complex on Kidney Impairment Induced By Aflatoxin B1 in Rats**

Pages 69-78

 10.21608/EJCHEM.2022.100401.4686

Hend Abo-Hiemad; Mona Mohamed; Ahmed Nassar; Ahmed Mohamed Rashad Shatat; Mahmoud Soliman; ahmed sayed

View Article  PDF 1.14 MB

### **Fabrication of hydroxyapatite–aluminum silicate/chitosan-gelatin biocomposites with In-Vitro application by preosteoblast cells (MC3T3-E1)**

Pages 79-95

 10.21608/EJCHEM.2022.102394.4791

Khaled R. Mohamed; Sahar M Mousa; Bothaina Abd El-Hady; Emad Tolba; Gehan T. El-Bassyouni

View Article  PDF 1.75 MB

### **Mathematical Model of Mother Liquor Deposition in Industrial Sugar**

Pages 97-103

 10.21608/EJCHEM.2022.107969.4936

D.V. Arapov; A.V. Skrypnikov; V.V. Denisenko; I.A. Vysotskaya; M.A. Zaitseva

View Article  PDF 576.39 K

### **Preparation and Light Stabilization of Natural Anthocyanin Dyes in the Presence of Fullerene for Food Products**

Pages 105-114

 10.21608/EJCHEM.2022.111407.5066

T. Shevchenko; Yu. Ustinova; E. Ermolaeva

View Article  PDF 1.17 MB

### **Hybrid Sol gel organic-inorganic nanocomposites: Formation, Characterization, and Applications**

Pages 115-139

 10.21608/EJCHEM.2022.113871.5173

Amany M. EL Nahrawy

[View Article](#)  PDF 770.52 K

### **Development of dielectric and magnetic properties of advanced nano-engineering composites**

Pages 141-154

 10.21608/EJCHEM.2022.114030.5184

Ali B. Abou Hammad

[View Article](#)  PDF 968.57 K

### **Green RP-HPLC Stability-Indicating Assay Method for Neomycin Sulfate in the Veterinary Formulation**

Pages 155-162

 10.21608/EJCHEM.2022.113995.5182

Mohamed A. Ali; Mohamed A. Amin; Emad M. Abd Halim

[View Article](#)  PDF 944.21 K

### **Zinc titanate/silica nanopowders formed via sol gel reaction and their physical properties**

Pages 163-171

 10.21608/EJCHEM.2022.114039.5185

Ali Belal abou hammad; AbdEl-Fattah M Mansour; Ahmed Mohammed Bakr; amany m el nahrawy


[View Article](#)  PDF 1.02 MB

### **Cardioprotective Activity of Combination of Soursop Leaves (*Annona Muricata* L.) and Avocado Seeds (*Persea Americana* Mill.) on Isoproterenol-Induced Myocardial Infarction in Rats**

Pages 173-179

 10.21608/EJCHEM.2022.114858.5215

Neng Fisher Kurniati; Jessica Nathania; Gayuk Kalih Prasesti

[View Article](#)  PDF 886.46 K [Scopus](#) 1

### **Recent Used Techniques and Promised Solutions for Biofiltration Treatment of Fish Wastewater**

Pages 181-197

 10.21608/EJCHEM.2022.116302.5268

Aya Gamal-Eldin Abdelfatah; Mohamed Abdelalim Ali; Khaled Mohamed Abdelbary

[View Article](#)  PDF 972.23 K

### Evaluation of Potential Application for Guava Bark Extract in Leather Tanning

Pages 199-208

 10.21608/EJCHEM.2022.118540.5335

Ahmed Nasr; Mohamed Ahmed Elshaer; Mohamed Awad Abd-Elrahem



View Article  PDF 1.06 MB

### Nitric Oxide and Hydrogen Peroxide as Signaling Molecules for Better growth and Yield of Wheat Plant exposed to Water Deficiency

Pages 209-223

 10.21608/EJCHEM.2022.117465.5297

Mervat Sh. Sadak

View Article  PDF 423.63 K  Scopus 5

### Experimental Study of Static Deflection and Natural Frequency of Cu-Al Combined Rods

Pages 225-234

 10.21608/EJCHEM.2022.116235.5339

Mohammed Ali Diwan; Abbas Ali Diwan; luay Sadiq alansari

View Article  PDF 993.71 K

### A Review on Traditional uses, Phytochemistry and Pharmacological Potential of Family Malpigiaceae

Pages 235-274

 10.21608/EJCHEM.2022.119510.5372

Haidy A. Abbas; Soad H. Tadros; Sayed A. El-Toumy; Ahmed M. Salama; Rania A. El Gedaily

View Article  PDF 1.37 MB

### Corrosion and Characterization of Ni-Cu deposited layer on 304 Alloy

Pages 275-280

 10.21608/EJCHEM.2022.120079.5389

Y. Reda


View Article  PDF 675.47 K

### Characterization of Dry Powder Inhaler Quercetin Solid Lipid Microparticle (SLM) as Lung Delivery System: Effect of Polymer Concentration

Pages 281-289

 10.21608/EJCHEM.2022.120170.5393

DEWI MELANI HARIYADI; Iqlima Prestisya; Gatot Suhariyono; Andangndang Miatmoko; Noorma Rosita; Mahardian Rahmadi

View Article  PDF 530.2 K **Scopus** 1

### **Impact of spraying algae extract and antioxidants on the yield and fruit physical and chemical properties of Barhee date palms**

Pages 291-296

 10.21608/EJCHEM.2022.120658.5411

A. Y. I. Thabet; Rasha S. Abdel-Hak; E. A. Mostafa; M. M. S. Saleh

View Article  PDF 266.56 K

### **Effectiveness of Low Power He-Ne Laser Irradiation in Improving the Hemoglobin Conformational Structure of Rheumatoid Arthritis Patients: a Biophysical Perspective**

Pages 297-304

 10.21608/EJCHEM.2022.120787.5417

Samir AA Aziz; Fatma A. A. Ibrahim; Sherif Moussa; Atef Attia; Aliaa Elgandy; Noha Abd El-Latif; Azhar M. Elwan


View Article  PDF 595.21 K

### **Synthesis & Biological Evaluation of Novel Series of Benzo[f]indazole Derivatives**

Pages 305-312

 10.21608/EJCHEM.2022.120818.5418

Ahmed M Hamdoon; Mohanad Yakdhan Saleh; shakir M. Saied


View Article  PDF 551.95 K **Scopus** 5

### **Potential anti-dyslipidemia and hepatoprotection of functional food components represented by tetracosanol and mixture of policosanol in Triton X-100 induced dyslipidemic rats**

Pages 313-321

 10.21608/EJCHEM.2022.121634.5452

Sahar Al-Okbj; Enas S.K. Al-Siedy

View Article  PDF 574.2 K **Scopus** 1

### **Plastic Films Based on Waste Expanded Polystyrene Loaded with Bagasse Powder for Packaging Applications**

Pages 323-329

 10.21608/EJCHEM.2022.123154.5507

Hind M. Saleh; Ahmed M. Khalil

View Article  PDF 642.78 K

### **5-amino-3-(cyanomethyl)-1H-pyrazole-4-carbonitrile as Precursor for synthesis of some novel pyrazolo[1,5-a]pyrimidine derivatives**

Pages 331-340

 10.21608/EJCHEM.2022.124950.5560

Mohamed I. H. El-Qaliei; Sayed A. S. Mousa; Hamdi M. D. Nasr; Esam A. &lgrave;shak



View Article  PDF 589.27 K

### **Application of Printing and Finishing Cotton Fabrics with Natural Dyes (A Review)**

Pages 341-358

 10.21608/EJCHEM.2022.121633.5451

Ahmed Shahin; Asmaa Nabil-Adam; Mohamed Attia Shreadah; Khaled Elnagar; Hanan Osman

View Article  PDF 753.38 K  Scopus 1

### **The potential of *Chlorella vulgaris* (Chlorophyta, Trebouxiophyceae) to reduce carbon dioxide emissions: statistical optimization of carbon dioxide utilization and algal biomass production**

Pages 359-373

 10.21608/EJCHEM.2022.133254.5948

Osama Abd El-Aziz Swilam; Ahmed Darwish El-Gamal; Ehab Fathy El-Belely

View Article  PDF 1.77 MB

### **Anti-Inflammatory Activity of Two new Acyclic C18 Hydroxy Unsaturated Fatty Acids from The Gum Resin of *Styrax benzoin* in RAW264.7 macrophages**

Pages 375-384

 10.21608/EJCHEM.2022.120799.5434

Mohamed H. Abd El-Razek; Tarik A. Mohamed; Mohammed I. Ali; Ahmed R. Hamed

View Article  PDF 725.21 K

### **Preparation, Characterization, and Antibacterial Efficacy of Green Aromatic Soap**

Pages 385-393

 10.21608/EJCHEM.2022.120902.5424



Manal A El-Sheikh; Aisha El-Sharary


View Article  PDF 620.97 K

### **Study of the Effect of Adding A Blend of (Ethylene Vinyl Acetate: Styrene Butadiene Rubber) on the Rheological Properties of Asphaltic Materials**

Pages 395-406

 10.21608/EJCHEM.2022.121325.5440

Alaa Ali Hussein; Ammar Ahmed Hamdoon; Saad Salih Ahmed; Haifaa Mubarak; Mohanad Yakdhan Saleh


View Article  PDF 971.54 K **Scopus** 1

### **The flame retardancy of fabricated cotton incorporated with Mg(OH)<sub>2</sub> nano-particles**

Pages 407-412

 10.21608/EJCHEM.2022.122202.5472

Alaa S. Abdelmoaty; Ashraf Abou-okeil; Adly A A Hanna; Ahmed Amr

View Article  PDF 985.17 K **Scopus** 1

### **A Study Corrosion Properties by Magnetron Sputtered Nanocrystalline Al<sub>2</sub>O<sub>3</sub> Thin Films**

Pages 413-419

 10.21608/EJCHEM.2022.123474.5522

Muslim Idan Hamil; mohammed K. khalaf; Mundher AL-Shakban

View Article  PDF 1.26 MB

### **Utilization Of Efficient And Environmentally Friendly Metal Cutting Fluid (Mcf) By Glycolyzing Of Edible And Nonedible Oil**

Pages 421-430

 10.21608/EJCHEM.2022.117772.5312

S. M. El Rayes; Mohamed M. El-Sukkary; Mahmoud Bekhit; Mohamed sallam; Nabel A. Negm

View Article  PDF 791.07 K

### **Sol-gel synthesis, structure, ferromagnetism and optical properties of Mn-doped titania diluted magnetic semiconductors nanoparticles**

Pages 431-446

 10.21608/EJCHEM.2022.145177.6369

Gehad A. M. Alorabi; S. M. Abdelwahab; S. M. Abo-Naf

View Article  PDF 1.47 MB

### **Comparison of Some Parameters in Patients Infected with Urinary Tract Infection According to Age and Gender in Al- Najaf Governorate**

Pages 447-453

 10.21608/EJCHEM.2022.132273.5830

Hasan Hadi Ali; Arshad Noori Ghani AL- Dujaili

View Article  PDF 555.39 K

### **Effects of ultrasonic and microwave pretreatments on the extraction yield, chemical composition and antioxidant activity of hydrodistilled essential oil from anise (*Pimpinella anisum* L)**

Pages 455-465

 10.21608/EJCHEM.2022.125713.5584

Shereen Lotfy; Mohamed Ahmed; Rasha Saad; Fatma Abd El-Aleem; Hoda Fadel

View Article  PDF 818.92 K

### **Silver Nanoparticle Produced by Using *Abelmoschus esculentus* (L.) Moench Leaves Extract Via Bioreduction Processs as Blood Glucose Nanosensor**

Pages 467-474

 10.21608/EJCHEM.2022.74382.3676

Ajeng Kurniati Roddu; Abdul Wahid Wahab; Paulina Taba; Ahyar Ahmad

View Article  PDF 730.1 K

### **Production and characterization of L-Asparaginase enzyme from symbiont bacteria of red algae *Eucheuma spinosum***

Pages 475-481

 10.21608/EJCHEM.2022.81705.4045

Mukriani Mukriani; Ahyar Ahmad; Nur Asmi; Harningsih Karim; Muhammad Nasrum Massi; Prihantono Prihantono

View Article  PDF 602.24 K

### **The Effect of Etherification Agent on the Mechanical Properties of Sodium Carboxymethyl Cellulose-based Bioplastic and Its Application As Fruit Packaging**

Pages 483-488

 10.21608/EJCHEM.2022.82891.4075

Syamsidar H. Syarifuddin; Miftahul Jannah; Ahyar Ahmad; Paulina Taba; Siti Fauziah; Dewi Sondari

View Article  PDF 1010 K

### **Residue analysis and associated risk assessment of hexythiazox and spinosad applied on strawberry plants**

Pages 489-498

 10.21608/EJCHEM.2022.116664.5269

Ali Shalaby; El-Sayed El-Sheikh; Ahmed Refaat; Didiar Ragheb

View Article  PDF 537.79 K

### **Physiological Role of Mannitol on Vicia Faba Plants Undergo Sandy Soil Conditions**

Pages 499-507

 10.21608/EJCHEM.2022.120618.5410

Mona Dawood; Mohamed El-Sayed El-Awadi; ibrahim elmetwally


View Article  PDF 496.93 K

### **Cytotoxic and genotoxic effects of 50nm Gold Nanorods on mouse splenocytes and human cell lines**

Pages 509-514

 10.21608/EJCHEM.2022.134210.5914

Shimaa El-Sayed Rashad; Abdel-Hamid Haggran; Ezzat I. Aboul-Ela; Ashraf H. Shaalan; Ahmed Abdoon

View Article  PDF 497.18 K  Scopus 1

### **Study of the chemical, rheological, functional, microstructure, microbial, and sensory properties of Kareish cheese fortified with germinated quinoa seeds and processed using ultrasound technology.**

Pages 515-529

 10.21608/EJCHEM.2022.152795.6615

Ghada abouelmahasen abo ali; Amal Ibrahim El-Dardiry; Amira salah El-rahmany

View Article  PDF 619.23 K

### **Coated Particleboards based on Castor Stalk Waste as an Alternative to Artificial Wood: (Part II)**

Pages 531-539

 10.21608/EJCHEM.2022.156875.6803

Essam S. Abd El-Sayed; A. E. Elsayed; Samir Kamel

View Article  PDF 702.52 K

### **Synthesis, Reactions, and Antimicrobial Evaluation of 2-(1,3-dioxoisindolin-2-yl)acetohydrazide derivatives**

Pages 541-548

 10.21608/EJCHEM.2022.136934.6037

Ban Hasan Tareh; Aseel Q Al-saffar; Ewies Fawzy

View Article  PDF 466.06 K

### **The effect of flaxseed, sesame and chia oils on lipid profile , oxidative stress , body weight and histopathological parameters in rats fed normal and high fat diets.**

Pages 549-563

 10.21608/EJCHEM.2022.106715.4899

Rasha Medhat Mahmoud Mourad; Hala Mahmoud Mohamed Nagy

View Article  PDF 1.18 MB

### **3-Aryl/hetaryl-2-cyanoacryloyl chlorides: Synthesis and Reactions with Binucleophiles Targeting Heterocycles**

Pages 565-572

 10.21608/EJCHEM.2022.152901.6621

Eman A. E. El-Helw; Ahmed Kamel El-Ziaty; sayed Karam Ramadan

View Article  PDF 567.93 K

### **Chemical Analysis Of Three Acaricides And Toxicological Properties Against Tetranychus Urticae Koch**

Pages 573-582

 10.21608/EJCHEM.2022.124611.5546

rasha el Saman; Basem abdelnasser Soudy

View Article  PDF 564.41 K

### **Determination of Total Phenol, antioxidant and Antimicrobial Activity of Beetroot and Strawberry in Sulaimani City- Kurdistan Region, Iraq**

Pages 583-593

 10.21608/EJCHEM.2022.135832.5997

Trifa Attar Omer; srwa nasraddin majeed; Trifa Kamal Farkha; Sozan Najib Abdullah

View Article  PDF 1.17 MB

### **Chemical Composition of Essential Oils of *Lavandula angustifolia* and *Lavandula hybrida* Cultivated in Egypt and their Biological Activities**

Pages 595-610

 10.21608/EJCHEM.2022.156395.6769

Hanem I. Eldeghedy; Abd El-Nasser G. El-Gendy; Amr A. Nassrallah; Ahmed M. Aboul-Enein; Elsayed A. Omer

View Article  PDF 569.92 K

### **C-Phycocyanin, Anticancer Activity and Nutritional Value of Mass-Produced *Spirulina platensis***

Pages 611-625

 10.21608/EJCHEM.2022.120717.5415

Abo El-Khair B. El-Sayed; Amal El-Feky; Marwa Mounier; Marwa Reda



View Article  PDF 1.04 MB

### **Study Effect of Addition Date Seeds Powder on Quality Criteria and Antioxidant properties of Beef Meatballs**

Pages 627-640

 10.21608/EJCHEM.2022.117742.5307

Badr saeid Abdel-Maksoud; Mohammed Abd El-Moniem El-Waseif; hany mohammed fahmy; Essam Ismail Abd-Elazim; Hamdy Abdel-Gawaad Shaaban

View Article  PDF 613.62 K  Scopus 1

### **Magnetic Nano-Organo-Philic Clay and Zeolite to Remove Municipal Carbonaceous Wastes in Matrouh Station**

Pages 641-664

 10.21608/EJCHEM.2022.115470.5240

Yasser A.M. Abdulhady

View Article  PDF 1.79 MB

### **Preparation and Characterization of complexes with 2-amino pyrimidine and 4-methyl imidazole ligand and Study of Biological screening of the Au (III) Complex**

Pages 665-675

 10.21608/EJCHEM.2022.116062.5249

Emman J. J; Layla Ali Mohammed

View Article  PDF 1.47 MB

### Biochemical and histopathological evaluations of thiamethoxam on the male reproductive system

Pages 677-689

 10.21608/EJCHEM.2022.120399.5400

Entsar R. Abd-Allah; Abd EL-Wahab EL- Ghareeb; Olfat Serag Hafez; Heba Ali Abd EL-Rahman



View Article  PDF 1.18 MB

### Synthesis of new Corrosion Inhibitor from Nano-Polymer and study its adsorption on carbon steel at different Temperatures

Pages 691-705

 10.21608/EJCHEM.2022.139171.6113

Doaa R mohammedali; Hamida idan Salman; Mohammad Nadhum Bahjat AL-Baiati; Emad S abood

View Article  PDF 2.16 MB  Scopus 1

### Assessment of Cytotoxicity and Genotoxicity Response of Zinc Sulphate on Eukaryotic Cells

Pages 707-725

 10.21608/EJCHEM.2022.141668.6209

Shimaa A. Mousa; Abdel Hamid A. Haggran; Zakia A. Abou-El-Khier; Shadia M. Sabry; Shimaa E. Rashad

View Article  PDF 1.21 MB

### Zinc Oxide Nanoparticles-Glutaminase Conjugates As Promising Anti- A-549 Cells (Lung Carcinoma)

Pages 727-739

 10.21608/EJCHEM.2022.129586.5722

mai mohamady elhateir; Mostafa Mostafa Abo Elsoud; nagwa mahmoud sidkey

View Article  PDF 798.49 K

### Investigation of Partial Replacement of Na<sub>2</sub>O on Structural Features and Thermal Properties of Sodium Phosphate Glass System

Pages 741-747

 10.21608/EJCHEM.2022.149273.6448

Ahmed Nabhan; Asmaa Mahmoud Awad Allah Mahmoud; Mohamed Taha

View Article  PDF 528.86 K



### **Effect of Microcapsulated *Spirulina plantensis* and *Bifidobacterium Longum* on Metabolic Syndrome of Female Rat Model**

Pages 749-759

 10.21608/EJCHEM.2022.105404.4860

Moetazza Mostafa Alshafei; emtenan hanafi; Mohamed T. Fouad; Seham Kassem; Kawkab A Ahmed; hagar Elbakry


View Article  PDF 916.8 K

### **Cytotoxic, Genotoxic and pro-apoptotic effect of some medicinal plants on the expression of colon cancer-related genes (P53 & Bcl2) in the colorectal cell line and syngenic animal cancer model**

Pages 761-777

 10.21608/EJCHEM.2022.138368.6087

khaled mahmoud; Aya Mohammed; Donia Salem; Karim Ibrahim; Mario Shawky; Mohamed Osama; Mostafa Rageh; Rana Tarek; Zeinab Abd Elkhalek El Shahed

View Article  PDF 577.04 K [Scopus](#) 1

### **Development HPLC technique for determining Oxymetazoline and Isoxspurine in pharmaceutical formulations**

Pages 779-784

 10.21608/EJCHEM.2022.151275.6551

Zaid Alnedawi; Ali M Hassan; Hind Hadi; Ahmed Shabana

View Article  PDF 194.31 K

### **Mitigation of acrylamide formation in fried potato**

Pages 785-793

 10.21608/EJCHEM.2022.167953.7080

Hanaa Soliman; Said Fatouh Hamed

View Article  PDF 446.11 K

### **Synthesis, Characterization, and biological activity of some Heterocyclic compounds that derived from Ibuprofen**

Pages 795-802


 10.21608/EJCHEM.2022.135334.5950

Hamid Mohammed Saleh Al-Jubori; Tahseen Saddam Fandi Al-Mathkuri



View Article  PDF 1.03 MB

## Structure versatility of cobalt complexes of 2-[ $\alpha$ -(acetyloxime)ethylidenehydrazino]-4,6-dimethylquinoline; Synthesis, spectral, magnetic and theoretical studies

Pages 803-816

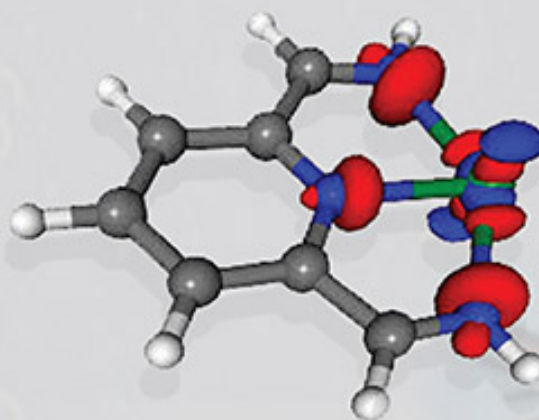
 10.21608/EJCHEM.2022.138025.6079

Fatma Samy; Ali Taha; Magdy Shebl; H. S. Seleem; F. I. Hanafy

View Article  PDF 969.33 K  Scopus 2



# Egyptian Journal of Chemistry



**Indexed in Scopus**



Vol.      No

Online ISSN: 2357-0245

Print ISSN : 0449-2285

**Edited by** : The Egyptian Chemical Society

**Published by** : Academy of Scientific Research and Technology

Informatics Sector and Scientific Services

National Information and Documentation Centre (NIDOC)

Articles in Press

Current Issue

## Journal Archive

### + Volume 66 (2023)

---

### - Volume 65 (2022)

 Issue 132

Special Issue: Chemistry and Global Challenges (Part B)

 Issue 131

Special Issue: Chemistry and Global Challenges (Part A)

 Issue 12

 Issue 11

 Issue 10

 Issue 9

 Issue 8

 Issue 7

 Issue 6

 Issue 5

 Issue 4

 Issue 3

 Issue 2

 Issue 1

---

### + Volume 64 (2021)

---

### + Volume 63 (2020)

---

### + Volume 62 (2019)

---

### + Volume 61 (2018)

---

### + Volume 60 (2017)

---

### + Volume 59 (2016)

---

### + Volume 58 (2015)

---

### + Volume 57 (2014)

---

### + Volume 56 (2013)

---

### + Volume 55 (2012)

---

**+ Volume 54 (2011)**

---

**+ Volume 53 (2010)**

---



## Characterization of Dry Powder Inhaler Quercetin Solid Lipid Microparticle (SLM) as Lung Delivery System: Effect of Polymer Concentration

Dewi Melani Hariyadi<sup>a\*</sup>, Iqlima Ayu Prestisya<sup>a</sup>, Gatot Suhariyono<sup>b</sup>, Andang Miatmoko<sup>a</sup>,  
Noorma Rosita<sup>a</sup>, Mahardian Rahmadi<sup>c</sup>

<sup>a</sup>Department of Pharmaceutical Sciences, Faculty of Pharmacy, Universitas Airlangga,  
Campus C Mulyorejo, Surabaya 60115, Indonesia

<sup>b</sup>Pusat Teknologi Keselamatan dan Metrologi Radiasi – BATAN, Indonesia

<sup>c</sup>Department of Pharmacy Practice, Faculty of Pharmacy, Universitas Airlangga, Campus C Jl. Mulyorejo  
60115, Surabaya, Indonesia



CrossMark

### Abstract

The inhalation route for pulmonary treatment can provide many advantages such as high surface area with fast absorption due to high vascularity, avoiding the first pass effect, therapeutic effect can be achieved at much lower doses, as well as targeted drug delivery so as to reduce side effects. Solid lipid microparticle system containing Quercetin which was formed as Dry Powder using glyceryl behenate as lipid and poloxamer 188 as surfactant polymer was prepared. The system was characterised in terms of moisture content, morphology, particle size, flow properties, aerosolization study, mass median aerodynamic (MMAD) and in vitro release. Size and morphology was spherical and smooth with dry and small size met inhalation size (<5 µm). Flow properties showed good; however aerodynamics size based on aerosolization study was not as good as flow characteristics. Recovery dose was between 26 - 43%. In vitro release of Quercetin demonstrated burst release for lower poloxamer concentration, whereas higher surfactant concentration affected the release profile become prolong and controlled release. This study has shown that SLM Quercetin may potential for controlled release respiratory therapy. Further study of stability and activity were highly recommended for lung treatment.

**Keywords:** SLM, Quercetin, Inhalation, Lung Disease, Poloxamer 188

### 1. Introduction

Solid Lipid Microparticle (SLM) is a drug delivery system that is used for controlled drug delivery, to improve bioavailability, distribution of drugs in the body and target drugs at specific and predetermined targets [1]. Solid Lipid Microparticle (SLM) is a solid lipid carrier system measuring 1-1000 µm consisting of a naturally occurring solid lipid core stabilized by surfactants [2,3] with various advantages and previously this system could be used as a delivery system that could be targeted at the lungs [4].

Quercetin is a polyphenolic compound found in various plants consumed by humans and is available as dietary supplements. Its physiological effects include antioxidant, anti-inflammatory, immunomodulatory and anti-pathogenic properties, and among several antioxidant compounds, flavonoids are considered to be able to inhibit viral infections. Antioxidants are compounds that can

absorb or neutralize free radicals so as to prevent degenerative diseases [5]. Research by Pool et al [6] stated that antioxidants from flavonoids including catechin, luteolin, apigenin, quercetin, and quercetin 7-rhamnoside can inhibit ROS accumulation and apoptosis of virus-infected cells. [7]. Some researchers investigated phytochemical for inhalation [8].

Some of the advantages of drug delivery to the lungs are the large alveolar surface, barrier thin epithelium, wide vascularity and relatively low activity of metabolic enzymes and reduction of side effects [4]. The system of drug delivery through the pulmonary route when compared to conventional drugs is to protect drugs from enzymatic degradation, deliver drugs directly to targeted sites in the lungs, provide controlled drug release, reduce dose frequency and minimize side effects [9]. Inhaled drug delivery system DPI (dry powder inhaler) has advantages that are superior to

\*Corresponding author e-mail: [dewi-m-h@ff.unair.ac.id](mailto:dewi-m-h@ff.unair.ac.id); (Dewi Melani Hariyadi).

Receive Date: 05 February 2022; Revise Date: 05 March 2022; Accept Date: 10 March 2022.

DOI: [10.21608/EJCHEM.2022.120170.5393](https://doi.org/10.21608/EJCHEM.2022.120170.5393).

©2022 National Information and Documentation Center (NIDOC).



Nebulizers and MDI, which are more environmentally friendly, DPI formulations are more stable, the dose of choice is wider and can improve patient compliance [1].

For inhalation therapy to be effective, the optimal particle size should range from 1 to 5  $\mu\text{m}$  to reach the lower airways. Phagocytic uptake of inhaled particles is one of the main mechanisms of removing insoluble particles from the lung surface. Phagocytosis has been shown to be particle size dependent; particulate drug delivery systems that display optimal particle sizes for inhalation are also more likely to be phagocytized [10].

A recent study conducted using quercetin using lipid-based microparticles received attention because it was considered to be well tolerated due to its biocompatible material, and its high capacity to incorporate lipophilic drugs [11, 12].

Research on drug delivery systems Solid Lipid Microparticle targeted at the lungs, with low water soluble active agents, such as research conducted by Silva et al [10] demonstrated the potential use of solid lipid microparticles as quercetin carriers for testing against pulmonary administration. There are still many formulation studies carried out to produce suitable characteristics, release and stability, one of which is by considering the concentration of lipids in SLM as a carrier and Glyceryl behenate lipids will get much better value of Mass Median Aerodynamic Diameter (MMAD). The Aerosol Consensus Statement stated that an aerosol with a Mass Median Aerodynamic Diameter (MMAD) value of 2-5  $\mu\text{m}$  is the optimal size for delivering drug substances to the respiratory tract and produces better bronchodilation [13].

Concentration of poloxamer 188 used in forming Solid Lipid Microparticles need to be considered, because high concentrations will affect the size of the SLM powder that enters the lungs for it has a smaller surface tension which causes small particle size [14,15].

In addition to the concentration/amount of lipid used, the technique of producing SLM is also an important parameter. In research conducted by Scalia et al., 2013 Quercetin Solid Lipid Microparticle formed using the method melt o/w emulsification [16]. The results show that quercetin SLM can be formulated as a dry powder suitable for the inhalation delivery system with a size (20.5  $\pm$  3.3% Fine Particle Fraction with an aerodynamic size of 64.46  $\mu\text{m}$ ).

The purpose of this study was to determine the physical and release characteristics of inhaled SLM with the active agent quercetin at different concentrations of polymeric surfactant, and to determine the effectiveness of aerosols so that they can be well received by the lungs.

## 2. Experimental

### Materials

Quercetin pharmaceutical grade was purchased from Tcchemicals (Japan), Glyceryl behenate (Compritol 888 ATO) was purchased from Gattefose (France), Poloxamer 188 was purchased from Sigma-Aldrich (USA),  $\text{Na}_2\text{HPO}_4$  pro analysis (Merck);  $\text{KH}_2\text{PO}_4$  pro analysis (Merck); Aquademineralisata (PT. Bratachem). Methanol, and other chemicals (pharmaceutical grade).

#### 2.1. Production of SLM Quercetin

Solid Lipid Microparticles (SLM) was prepared using the o/w emulsification technique (Table 1). Poloxamer 188 was dissolved using 100 ml of distilled water, then poloxamer 188 and Glyceryl Behenate/Compritol heated on a hot plate to a temperature of 70  $^\circ\text{C}$ , after reaching the temperature of 70  $^\circ\text{C}$ , Poloxamer 188 is poured into the oil phase Glyceryl Behenate which has melted first and has been mixed with quercetin until homogeneous. The resulting emulsion at 5000 rpm using ultra-turrax (Ultra-Turrax T25, IKA, Germany). for 1 minute and continued at 10,000 rpm for 4 minutes. The results of ultra-turrax were then sonicated for 5 minutes, the sample was allowed to reach room temperature, then dried with freeze dry for 27-30 hours.

Table 1: SLM Formula

Components	Function	F1	F2	F3	F4	F5
Quercetin	Active agents	1%	1%	1%	1%	1%
Glyceryl behenate/Compritol	Lipid	5%	5%	5%	5%	5%
Poloxamer 188	Surfactant	0,2%	0,3%	0,4%	1%	2%
Aquadestillata	Solvent	100 mL	100 mL	100 mL	100 mL	100 mL

#### 2.2. Moisture Content

Moisture content on SLM determined by tool moisture analyser (Mettler Toledo HB43-S Greifense, Switzerland). To determine % MC using the following formula ;

$$\% MC = \frac{\text{weight before being analysed} - \text{weight after being analysed}}{\text{weight before being analysed}} \times 100\%$$

#### 2.3. Yield

SLM yield is calculated from the total amount of dry SLM obtained by the following calculation:

$$\% Yield = \frac{\text{Total weight of formed SLM (mg)}}{\text{Weight of constituent components (mg)}} \times 100\%$$

#### 2.4. SLM Particle Size

Observations were made using a Novel<sup>®</sup> optical microscope with optilab<sup>®</sup> camera and Raster J image software as much as 300 particles per formula. The mean diameter were determined.

$$D_{\text{mean}} = \frac{\sum n.d}{\sum n}$$

#### 2.5. SEM Morphology

Scanning Electron Microscopy (SEM) (FEI Inspect S50, USA) was used to show the morphology and particle size of SLM.

### 2.6. Drug Loading and Encapsulation Efficiency

Approximately 250 mg of the sample was weighed appropriately into a 50 mL beaker in methanol solvent. The samples were stirred under magnetic stirring for two hours and then centrifuged at 2500 rpm for 10 minutes. The supernatant was analysed by UV spectrophotometry at 373.5 nm (close to the literature wavelength of 375 nm). From these results, it was found that the entrapment efficiency (%) was estimated as the ratio of the percent of drug trapped in the SLM to the total drug added to the formulation. Drug Loading Quercetin (w/v %) was expressed as the percentage ratio of drug to weight of SLM.

$$\begin{aligned} \text{Drug loading} &= \frac{\text{Quercetin level in completely dry SLM}}{\text{weight of completely dry SLM Quercetin}} \times 100\% \\ \text{Entrapment efficiency} &= \frac{\text{Quercetin level in completely dry SLM}}{\text{total weight of Quercetin}} \times 100\% \end{aligned}$$

### 2.7. Flow Properties

#### 2.7.1. Bulk Density and Tapped Density

Bulk density is determined by weighing a certain amount of powder and then put into a measuring cup without compaction. The weight of the powder in the measuring cup is weighed, then calculated:

$$\text{Bulk density} = \frac{\text{powder weight (gram)}}{\text{initial volume of powder (ml)}} \times 100\%$$

Tapped Density is determined by filling the material to be tested into a measuring cup, after that by using a motorized tapping in which the device was stomped 500 times, and the final volume of powder was observed:

$$\text{Tapped density} = \frac{\text{powder weight (gram)}}{\text{volume after tapping (ml)}} \times 100\% \quad [17]$$

#### 2.8. Carr's Index and Hausner Ratio

Carr's index and Hausner-Ratio are determined using the formula:

$$\begin{aligned} \text{Carr's Index} &= \frac{\text{tapped density} - \text{bulk density}}{\text{tapped density}} \times 100\% \\ \text{Hausner Ratio} &= \frac{\text{tapped density}}{\text{bulk density}} \quad [17] \end{aligned}$$

#### 2.9. In Vitro Release Study

First, a standard curve was prepared by preparing a standard solution of Quercetin in PBS (Phosphate Buffer Saline) solution at pH 7.4 ± 0.05 with 5 different concentrations, namely 5 ppm, 10 ppm, 15 ppm, 20 ppm, and 25 ppm. The standard solution was then transferred to a cuvette and the spectra were observed to determine the maximum wavelength with a UV-Vis spectrophotometer instrument. The five standard solutions of Quercetin at various concentrations were then observed for their absorbance at the maximum

wavelength. The obtained wavelength is 373.8 nm (close to the literature wavelength of 375 nm). Furthermore, a standard curve was made from the Quercetin solution in PBS with the concentration of Quercetin as the x-axis and the absorbance value as the y-axis. Then the regression equation is determined with the formula  $y = ax + b$ .

Quercetin Release Test from SLM by using a thermoshaker method at 37°C. at a speed of ± 100rpm with three replications. Each formula was weighed as much as ± 200mg. The release medium of PBS solution pH 7.4 ± 0.05 as much as 100 ml was prepared and the temperature was adjusted at 37 ± 0.05°C. After the media temperature reached 37 ± 0.05°C, the SLM was inserted into the media and the thermoshaker was turned on at a speed of ± 100 rpm. Samples were taken as much as 5.0 ml at 0, 15, 30, 60, 90, 120, 150, 180, 210, 240, 300, 360, 420, 480, 540, and 600 in PBS pH 7.4 ± 0.05 media. Each sampling was done by replacing the release medium with PBS (Phosphate Buffer Saline) pH 7.4 ± 0.05 under the same temperature of 5.0 ml. This sample is then filtered using Millipore filter paper. The absorbance of the sample solution was then observed with a UV-Vis spectrophotometer at a maximum wavelength of 373.8nm in 7.4 ± 0.05 PBS solution. Quercetin concentration dissolved in each sampling at each time interval can be determined by entering the absorbance value of the test sample solution into the regression equation of the Quercetin standard curve that was previously made. To get the actual concentration by taking into account the dilution of 5.0 ml of media in each sampling, the correction factor in the Wurster equation is used.

The sample level after correction (ppm) was then converted into mg units and multiplied by the amount of media (100mL). Determination of the cumulative amount of Quercetin released from the SLM system each time is obtained from:

$$\begin{aligned} \text{\% cumulative amount of Quercetin} &= \frac{\text{Quercetin mass in the 100mL media (mg)}}{\text{Quercetin mass (mg)}} \times 100\% \end{aligned}$$

#### 2.10. In Vitro Aerosolization Study

The in vitro aerosolisation study of the SLM Quercetin was evaluated using the Cascade Impactor (CI). The design is flow rate of 28.3 l/min, the aerodynamic cutoff diameters of 8 stages consisting 0, 1, 2, 3, 4, 5, 6, 7, and F. Whereas the DPI device used to deliver microspheres particles is the Spiriva® Handihealer®. Nine filter millar is cut to the size of the impactor plate. Before use, filter stored for 24 hours in a desiccator, in order to avoid the influence of weight gain from air humidity. Then weighed using an analytical digital balance. Eight stage and container plate filter from cascade impactor washed and then soaked with water in a

sonicator for 20 minutes, then dried in an oven for 60 minutes.

Composition cascade impactor consist of stage (levels) namely 0, 1, 2, 3, 4, 5, 6, 7, and F. Filter Each millar that has been weighed is placed at each level (from the highest to the lowest level) with a pore diameter of < 0.4 : 0.4 : 0.7 : 1.1 : 2.1 : 3, 3: 4.7 : 5.8 : and 9 m. Cascade impactor connected to a flowmeter and a suction pump (electric generator), where the flowmeter is arranged in such a way that the flow rate entering the cascade impactor of 28.3 litres per minute. After everything is connected, about 50 mg of SLM is put into the capsule shell (number 2) and filled into the DPI, then aerosolized by drawing air for 10 seconds at a flow rate of 28.3 litres per minute through the impactor. Then let it flow in cascade impactor. After sampling, weigh the whole filter millar which had previously been put into the container filter millar. From the mass difference of filter after and before the measurement, the percentage of the mass of each level to the total mass of all levels is made. The DPI particle data obtained are entered into the following equation to obtain data recovered dose, emitted dose, and fine particle fraction.

$$\text{Recovered Dose} = \frac{\text{Total Net Weight (mg)}}{\text{Total of sprayed Microsphere (mg)}} \times 100\%$$

$$\text{Emitted Dose} = \frac{\text{Total of Particle on 2-F plate}}{\text{Recovered Dose}} \times 100\%$$

$$\text{Fine particle fraction} = \frac{\text{Total of Particle on 4-7 plate}}{\text{Total Net Weight}} \times 100\%$$

Recovered Dose (RD) is taken from the cumulative mass of administered microspheres (mass in inhaler + mass of each impactor plate).

Emitted Dose (ED) is the total mass of microsphere particles coming out of the inhaler. The uniformity of the outgoing dose was determined using Apparatus B (Dosage Unit Sampling Apparatus, DUSA) [18].

Fine Particle Fraction (FPF) or fine particle dose is calculated as the number of microsphere particles obtained until the filtration process.

### 2.11. Data Analysis

Characteristics and discharge tests were analysed statistically using the one-way Analyse of Variant (Anova) method with a 95% confidence level ( $\alpha=0.05$ ). The results of the data are 3 times  $\pm$ SD replication.

## 3. Results and Discussion

### 3.1. Moisture Content, Yield and Particle Size of SLM Quercetin

Results of Moisture content, yield and particle size of SLM Quercetin can be seen in table 2. All formulas show moisture content good < 5%. Yield has increased from 49 to 92% for Formula F1 to F5. The manufacture of SLM with the active agent quercetin using the melt o/w emulsification technique resulted in a yield of SLM approaching

100% (Table 2). According to the study of Mezzena et al [1], the SLM formula group using melt o/w emulsification, showed SLM recoveries that were close to 100%. In this research, the freeze dry drying technique was continued to remove water. Freeze dry drying was chosen because it does not use high temperatures so that the stability of the medicinal agents is maintained. Yield is a determining factor for the success of a method used, indicating that the method is effective and efficient [19]. Yield is a parameter or factor supporting the success of a method used in the formulation [20].

Particle size observations showed that the SLM of quercetin in all formulas was less than 5  $\mu$ m. After analysing the data using one-way ANOVA, sig. 0.040 < 0.05, it can be concluded that there is a significant difference between the formulas but still within the range of particle size for inhalation preparations. The particle size obtained is in accordance with the optimal particle size of 1 to 5  $\mu$ m to reach the bottom of the lung [21], the diameter of the SLM depends on the stirring speed during manufacture, the higher the stirring speed the smaller the size obtained, in addition the use of drying techniques can also be impacted on the small particle size obtained [22].

### 3.2. SEM Morphology

The SEM results of formula 1 to formula 5 with a magnification of 10000x in Figure 1 show that the morphology of SLM Quercetin formed becomes more round and spherical with increasing surfactant concentration. F5 has a shape that is best round or spherical, smooth and regular. However, the morphology of F1 to F3 still looks like needle crystals, Quercetin outside SLM is in a rather large number compared to F4 and F5, so it is recommended that further observations need to be conducted using Powder X-ray diffraction. The morphological description shows the use of glyceryl behenate as a lipid carrier affects the shape of the SLM [23]. The SEM morphology also showed that surfactant in sufficient concentration would be able to dissolve the Quercetin so that needle crystals did not appear.

The resulting F5 morphology shows the smoothest and most spherical morphology so it is possible that all Quercetins have been trapped in the SLM system. It is also supported by the data on the entrapment efficiency of F5 which is also the highest (Figure 2).

### 3.3. Drug Loading and Encapsulation Efficiency

Result of drug loading and encapsulation efficiency SLM quercetin formula can be seen in Figure 2. Figure 2 shows that the F5 formula has the highest drug loading and % entrapment efficiency. This is because the effect of the higher surfactant concentration will increase the drug loading and encapsulation efficiency.

Table 2: MC, Yield and Particle Size of SLM Quercetin

FORMULA	MC (%)	Yield (%)	Particle Size ( $\mu\text{m}$ )
F1	$1.02 \pm 0.54$	$49.27 \pm 0.77$	$1.08 \pm 0.06$
F2	$1.16 \pm 0.21$	$53.85 \pm 2.59$	$1.64 \pm 0.15$
F3	$1.13 \pm 0.24$	$53.21 \pm 1.61$	$1.82 \pm 0.09$
F4	$1.04 \pm 0.44$	$91.07 \pm 1.35$	$1.27 \pm 0.07$
F5	$0.84 \pm 0.39$	$92.67 \pm 2.28$	$1.22 \pm 0.06$

Table 3: Density riil, Density compressed, Hausner Ratio and Carrs Index

Formula	Density Riil (g/ml)	Density compressed (g/ml)	Hausner Ratio	Carrs Index (%)	Conclusion
F1	$0.1233 \pm 0.04375$	$0.1576 \pm 0.05012$	1.2782	21.7547	Passable
F2	$0.1233 \pm 0.04728$	$0.1562 \pm 0.06039$	1.2668	21.0582	Passable
F3	$0.1387 \pm 0.05238$	$0.1792 \pm 0.08089$	1.2919	22.5962	Passable
F4	$0.1019 \pm 0.01310$	$0.1205 \pm 0.01955$	1.1825	15.4357	Good
F5	$0.1145 \pm 0.04779$	$0.1381 \pm 0.06310$	1.2061	17.0891	Good

### 3.4. Powder Flow Characteristics

Tables 3 and 4 show that the flow properties of the three formulas F1 to F3 are in the poor category, but formulas F4 and F5 show good flow properties. Many studies say that the aerosolization properties of powders can be improved by reducing the bulk density of the powders [4, 24, 25]. However, some of these investigators emphasized that the lower bulk density of SLM powder could be beneficial for lung deposition. Glyceryl behenate lipids exhibiting bulk densities of 0.1 to 0.2 are considered favourable for aerosolizing powders. After analysing the data using one-way ANOVA, sig.  $0.013 < 0.05$ , it can be concluded that there is a significant difference between all formulas. All formulas met the criteria for aerosolized powders

which had the advantage of deposition in the lungs. On the basis of CI value, powder flowability is: 5 – 12% (excellent); 12 – 18% (good); 18– 21% (fair); 21 – 25% (poor) [26].

Tests on flow properties are carried out by observing carr's index and hausner ratio . Parameter value carr's index desired for preparation quercetin SLM is <15% and parameter hausner ratio < 1.8. From the test results quercetin SLM F1 to F3, has a value of carr's index high while F4 and F5 have a value of 15-17% and hausner ratio 1.18-1.29 where the results are included in the flow properties scale which has the criteria of "Good". The flow properties of F1 to F3 are classified as poor, so it is feared that it will affect drug deposition into the lungs and it will be difficult to reach the expected target site.




Figure 1. SEM SLM Quercetin at 10000x magnification

Table 4: Flow characteristics

Flow Character	Hausner Ratio	Carrs Index (%)
Excellent/very free flow	1.00 – 1.11	≤ 10
Good/free flow	1.12 – 1.18	11 – 15
Fair	1.19 – 1.25	16 – 20
Passable	1.26 – 1.34	21 – 25
Poor/cohesive	1.35 – 1.45	26 – 31
Very poor/very cohesive	1.46 – 1.59	32 – 37
Approx. non flow	> 1.60	> 38

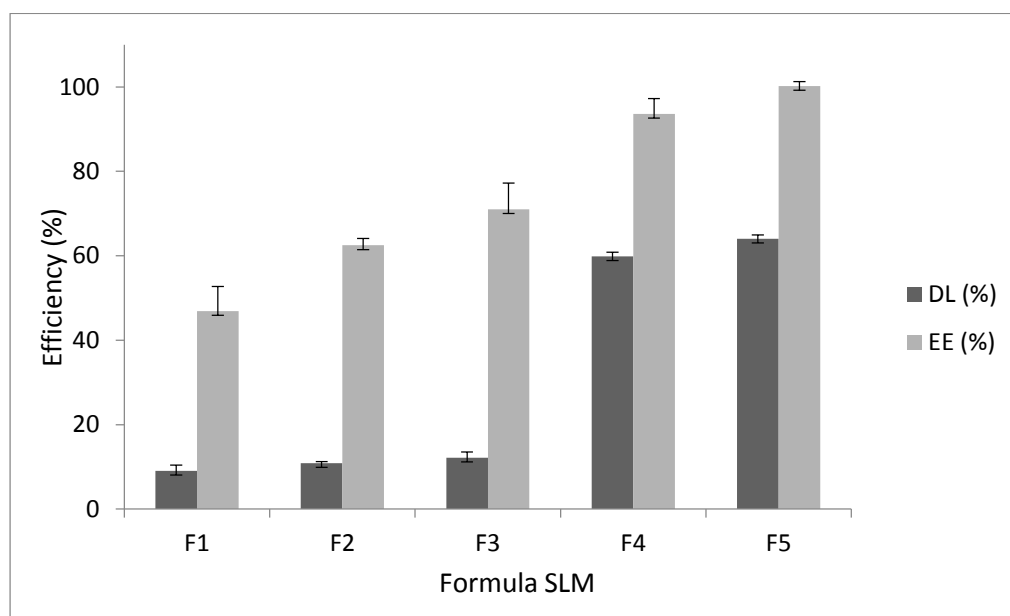


Figure 2. Entrapment Efficiency and Drug Loading of Quercetin SLM Formula

### 3.5. In Vitro Release Study

The release test was carried out for 10 hours on 5 formulas. Release test using saline phosphate buffer solution with pH 7.4, at 37 ° C with a stirring speed of 100 rpm. Results of the release test can be seen in Figure 3. Release medium with buffered phosphate saline pH 7.4 was

used as a simulation of the conditions in the alveolar and based on the pH of the desired target site [27]. From the results of the release test for 10 hours, for each sampling of the media, the volume of the media was replaced as much as the sampling volume.

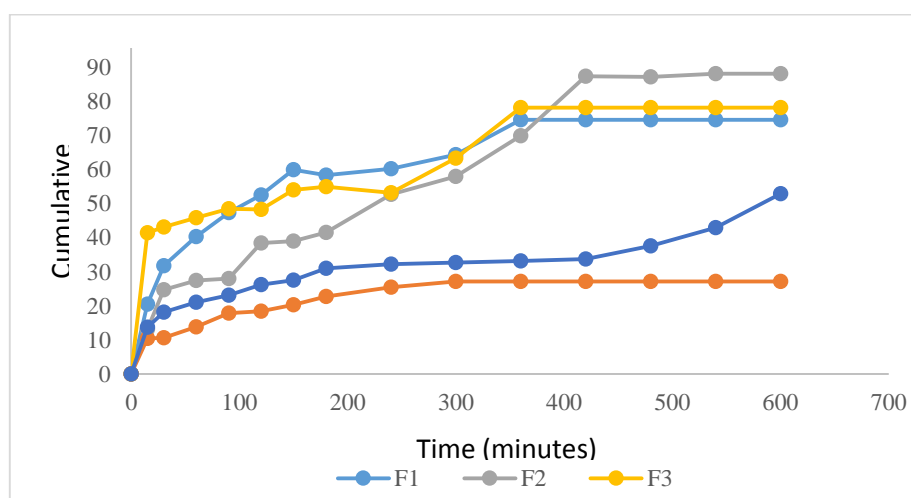


Figure 3. Release test profile on SLM Quercetin preparations.

This aims to keep the media in a sync condition. The SLM Quercetin F3 formula shows burst release in the early minutes followed by a large and rapid release of up to 80% in the 6th hour. For F1 and F2, a release profile phenomenon similar to that of F3 also occurred, namely the release reached 90% in the 6th hour even though the release in the early minutes was still smaller than 40%. F4 showed the slowest release profile among the formulas as well as F5 which was not significantly different also showed prolong release in the first 9 hours, but in F5 there was an increase in Quercetin release which increased up to 50% after 10 hours, this was probably due to the lower surfactant concentration. The highest concentration in the formula causes the solubility of Quercetin to increase up to 50% and it is hoped that in the following hours Quercetin can be completely released 100%.

### 3.6. In Vitro Aerosolization Study

Results Mass Median Aero Dynamic (MMAD) can be seen in Tables 5 and Figure 4.

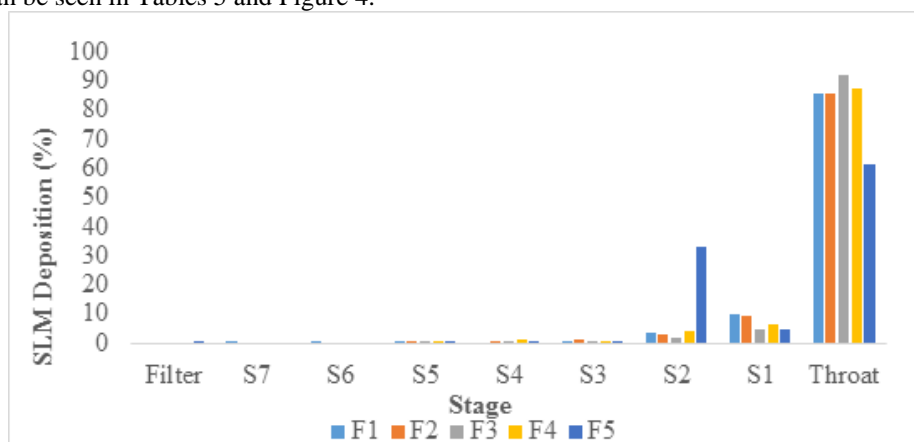


Figure 4. Deposition of SLM Quercetin particle

Table 5: RD and aerodynamic diameter of SLM Quercetin

Formula	Recovered dose (%)	Diameter Aerodynamic ( $\mu\text{m}$ )
F1	26.106	11.85
F2	33.766	11.92
F3	32.794	11.63
F4	29.054	12.10
F5	43.446	5.72

### 4. Conclusion

Increasing the surfactant content of poloxamer 188 formula 1 to formula 5 (0.2% to 2%) resulted in a delivery system solid lipid microparticle (SLM) with physical characteristics (moisture content, yield, good drug loading, and entrapment efficiency) resulted in a smooth and spherical particle morphology as expected and resulted in

It can be seen that percentage drug deposition of Quercetin from each formulation is shown in Figure 4. The ED and FPF were low and need further observation. The total drug recovery from all formulations was within 26 to 43% of the theoretical loaded dose. In general, the F5 formula had the highest aerosol efficiency, however mainly particles still stayed in the throat and on stage 1 (corresponding to particles with an aerodynamic diameter between 3 and 4.7  $\mu\text{m}$ ). The percentage of the mass of the drug is at the stage of 0 to stage 4, which described the upper respiratory tract area showed all particles were found within the ideal DPI formulation range of less than 5  $\mu\text{m}$ . F5 showed the highest RD (43%) which has higher encapsulation efficiency. For RD, it is shown that all formula have low RD. This might be because of aggregation of particles, therefore particles did not reach the desired stage 3-7. The low FPF and low RD were still an issue and need improvement of formulation.

better flow properties Increasing the concentration of surfactant poloxamer 188 prolongs the release time of quercetin. SLM quercetin produces a size that is in accordance with the requirements of the pulmonary inhalation route, which is  $< 5\mu\text{m}$ . To be able to prove that SLM Quercetin is able to reach the alveoli, a test has been carried out aerodynamic mass median (MMAD) to find out how many % of the powder will be deposited on the alveolar. Further testing regarding Quercetin activity and stability quercetin SLM is also highly recommended.

### Acknowledgment

Authors would like to thank to Directorate of Research and Community Service – Ministry of Research, Technology and Higher Education (DRPM – Kemenristekdikti) Indonesia for the grant, and Faculty of Pharmacy Universitas Airlangga for research support and facilities.

### Conflict of Interest

The authors declare no conflict of interest.

## References

- [1] Mezzena, M., Scalia, S., Young, P.M. and Traini, D. (2009). Solid lipid budesonide microparticles for controlled release inhalation therapy. *The AAPS journal*, 11(4), 771-778. <https://doi.org/10.1208/s12248-009-9148-6>
- [2] Umeyor, E.C, Kenechukwu, F.C, Ogbonna, J.D, Chime SA, Attama A. (2012). Preparation of novel solid lipid microparticles loaded with gentamicin and its evaluation in vitro and in vivo. *J Microencapsul.* 29(3), 296-307. <https://doi.org/10.3109/02652048.2011.651495>
- [3] Umeyor, C.E., Kenechukwu, F.C., Uronnachi, E.M., Osonwa, U.E. and Nwakile, C.D. (2012). Solid lipid microparticles (SLMs): an effective lipid based technology for controlled drug delivery. *Am. J.PharmTech. Res*, 2(6), 1-18.
- [4] Park, K., & Yeo, Y., Swarbrick, J. (2007). *Microencapsulation Technology in: Encyclopedia of Pharmaceutical Technology*. 3rd Edition. New York: Informa Healthcare USA, Inc., 2315-2325.
- [5] Aucoin, M., Cooley, K., Saunders, P.R., Cardozo, V., Remy, D., Cramer, H., Abad, C.N. and Hannan, N., (2020). The effect of quercetin on the prevention or treatment of COVID-19 and other respiratory tract infections in humans: A rapid review. *Adv. Int. Med.*, 7(4), 247-251. <https://doi.org/10.1016/j.aimed.2020.07.007>
- [6] Pool, H. Quintanar, D. Figueroa, J.D., Marinho Mano M.C., Etevlino, J., Bechara, H., Godínez, L.A., Mendoza, S. (2012). Antioxidant Effects of Quercetin and Catechin Encapsulated into PLGA Nanoparticles, *J. Nanomater.*, 2012, Article ID 145380, 12 pages, <https://doi.org/10.1155/2012/145380>
- [7] Diniz, L., Bezerra Filho, C., Fielding, B. C., & de Sousa, D. P. (2020). Natural Antioxidants: A Review of Studies on Human and Animal Coronavirus. *Oxid. Med. Cell. Longev.*, 2020, 3173281. <https://doi.org/10.1155/2020/3173281>
- [8] Mehta, P., Bothiraja C., Mahadik K., Kadam S., Pawar A. (2018). Phytoconstituent based dry powder inhalers as biomedicine for the management of pulmonary diseases. *Biomed Pharmacother.*108;828-837. doi:10.1016/j.biopha.2018.09.094
- [9] El-Sherbiny, I.M., El-Baz, N.M., & Yacoub, M.H. (2015). Inhaled nano- and microparticles for drug delivery. *Glob. Cardiol. Sci. Pract.* 2015, 2. <https://doi.org/10.5339/gcsp.2015.2>
- [10] Silva, L.F.C., Kasten, G., de Campos, C.E.M., Chinelatto, A. L., & Lemos-Senna, E. (2013). Preparation and characterization of quercetin-loaded solid lipid microparticles for pulmonary delivery. *Powder technol.* 239, 183-192.
- [11] Kakran, M., Shegokar, R., Sahoo, N.G., Shaal, L.A., Li, L., Muller, R.H. (2012). Fabrication of quercetin nanocrystals: comparison of different methods. *Eur. J. Pharm. Biopharm.* 80; 113–121. <https://doi.org/10.1016/j.ejpb.2011.08.006>
- [12] Rosita, N., Ambarwati, N., Erawati, T., Hariyadi, D. (2022). Characterization and in vitro release of inhalation quercetin solid lipid microparticles: Effect of lipid. *J. Adv. Pharm. Technol. Res.* 13(1), 11–17.
- [13] Labiris, N.R., & Dolovich, M.B. (2003). Pulmonary drug delivery. Part I: physiological factors affecting therapeutic effectiveness of aerosolized medications. *Br. J. Clin. Pharmacol.*, 56(6), 588–599. <https://doi.org/10.1046/j.1365-2125.2003.01892.x>
- [14] Rosita, N., A'yunin, Q. and Hendradi, E., (2019). Characteristics of Solid Lipid Nano Particle (SLN)–Ubiquinone (Q10) with Different Types of Cosurfactants: Poloxamer 188, Lecithin, Propylene Glycol. *Indonesian J. Pharmacy Pharm. Sci.* 6(1), 17-24.
- [15] Vasa, D.M., Bakri, Z., Donovan, M.D., O'Donnell, L.A., Wildfong, P.L.D. (2021). Evaluation of Ribavirin–Poloxamer Microparticles for Improved Intranasal Absorption. *Pharmaceutics*, 13; 1126. <https://doi.org/10.3390/pharmaceutics13081126>
- [16] Scalia, S., Haggi, M., Losi, V., Trotta, V., Young, P. M., & Traini, D. (2013). Quercetin solid lipid microparticles: a flavonoid for inhalation lung delivery. *Eur. J.Pharm. Sci.*, 49(2), 278-285. <https://doi.org/10.1016/j.ejps.2013.03.009>
- [17] Nemati, E., Mokhtarzadeh, A., Panahi-Azar, V., Mohamadi, A., Hamed, H., Mehran, M., Jafar, E. Guardia, M. (2019). Ethambutol-Loaded Solid Lipid Nanoparticles as Dry Powder Inhalable Formulation for Tuberculosis Therapy. *AAPS PharmSciTech* 20(3). DOI: 10.1208/s12249-019-1334-y
- [18] U.S. Pharmacopeia. The United States Pharmacopeia, 2000 U.S. Pharmacopeial Convention, Inc.
- [19] Mitra, A, Wu, Y. (2010). Use of In Vitro-In Vivo Correlation (IVIVC) to Facilitate the Development of Polymer-Based Controlled Release Injectable Formulations. 4(2), 94-104. <https://doi.org/10.2174/187221110791185024>
- [20] Trivedi, P., Verma, L.M, & Garud, N. (2008). Preparation and Characterization of Aceclofenac Microspheres. *Asian J. Pharm.* 2 (2), 100-115. <http://dx.doi.org/10.22377/ajp.v2i2.186>
- [21] Hariyadi, D.M., Purwanti, T. and Adilla, S. (2018). Influence of crosslinker concentration on the characteristics of erythropoietin-alginate

- microspheres. *J.Pharm. Pharmacog Res*, 6(4), 250-259.
- [22] Moon, Y.J, Wang L., DiCenzo R, Morris ME. (2008). Quercetin pharmacokinetics in humans, *Biopharm. Drug Disp.*, 29 (4), 205-217.
- [23] Nijveldt, R.J, Nood E, Hoorn D.E.C, Boelens P.G, Norren K, Leeuwen P.A. (2001). Flavonoids: a review of probable mechanisms of action and potential applications, *The American J. Clin. Nutr.*, 74 (4), 418–425. <https://doi.org/10.1093/ajcn/74.4.418>
- [24] Paranjpe, M and Muller-Goymann, C. (2014). Nanoparticle-Mediated Pulmonary Drug Delivery:A Review. *Int. J. Mol. Sci.* 15; 5852-5873. <https://doi.org/10.3390/ijms15045852>
- [28] microparticle-based dry powder inhalation formulation of ciprofloxacin hydrochloride applying the quality by design approach. *Drug Des. Devel. Ther.*, 10; 3331–3343. <https://doi.org/10.2147/DDDT.S116443>
- [25] Vanbever, R, Mintzes, JD, Wang, J, Nice, J, Chen, D, Batycky, R, Langer, R, Edwards, D. Formulation and physical characterization of large porous particles for inhalation. *Pharm* 1999;16:1735-1741. <https://doi.org/10.1023/a:1018910200420>
- [26] Joshi, S., Patel, P., Lin, Anda, S., Madan, P.L. (2012). Development of crosslinked alginate spheres by ionotropic gelation technique for controlled release of naproxen Orally. *Asian J. Pharm. Sci*, 134 – 142.
- [27] Karimi, K., Pallagi, E., Szabó-Révész, P., Csóka, I., & Ambrus, R. (2016). Development of a





Ads by Google

# Egyptian Journal of Chemistry

**COUNTRY**

Egypt



Universities and research institutions in Egypt

**SUBJECT AREA AND CATEGORY**

Chemistry  
Chemistry (miscellaneous)

**PUBLISHER**

NIDOC  
(Nat.Inform.Document.Centre)

**H-INDEX**

**18**



Ads by Google

**PUBLICATION TYPE**

Journals

**ISSN**

04492285

**COVERAGE**

2004-2021

**INFORMATION**

- [Homepage](#)
- [How to publish in this journal](#)
- [mrh\\_mahran@yahoo.com](mailto:mrh_mahran@yahoo.com)




Ads by Google



Ads by Google

## SCOPE

The Egyptian Journal of Chemistry, a multidisciplinary chemistry journal, is a peer reviewed international journal, a free access journal and edited by the Egyptian Chemical Society and published monthly by NIDOC . Manuscripts that truly define the aims of the journal include, the fields of analytical, inorganic, organic, physical chemistry, applied and materials chemistry as well as all other branches of chemistry and its sub-disciplines like pharmaceutical, textile, environmental chemistry, biochemistry, polymer chemistry, petroleum chemistry, and agricultural chemistry, etc.

 Join the conversation about this journal

←

Ads by Google

Stop seeing this ad

Why this ad? ⓘ

Quartiles



## FIND SIMILAR JOURNALS

### Published with Hindawi

Celebrating Hindawi Authors And Their Invaluable Contribution To Physical Sciences Hindawi

1 <b>Arabian Journal of Chemistry</b> SAU <b>45%</b> similarity	2 <b>Journal of the Chemical Society of Pakistan</b> PAK <b>44%</b> similarity	3 <b>Asian Journal of Chemistry</b> IND <b>43%</b> similarity	4 <b>Research Journal of Chemistry and Environment</b> IND <b>43%</b> similarity
---	--	---	--

SJR



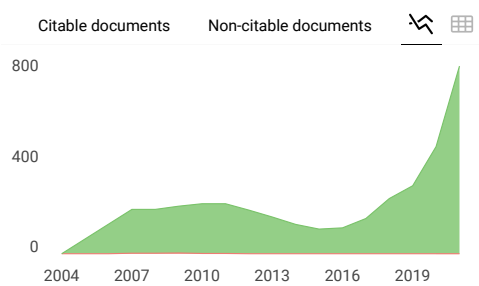
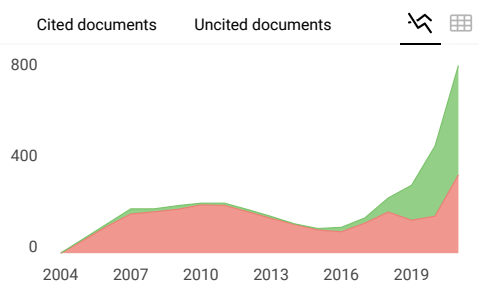
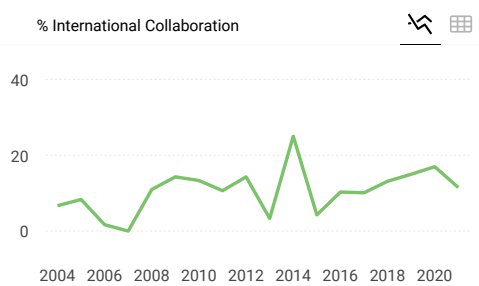
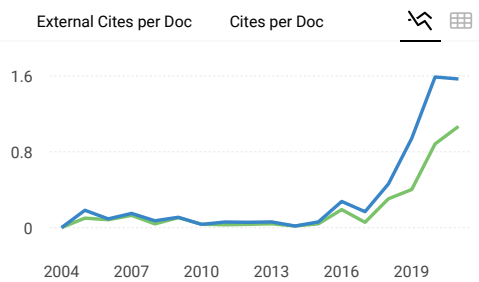
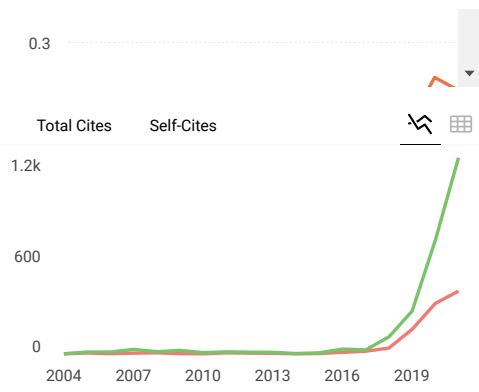
Total Documents



Ads by Google

Stop seeing this ad

Why this ad?



**Egyptian Journal of Chemistry**

Q3 Chemistry (miscellaneous) best quartile

SJR 2021 0.23

powered by scimagojr.com


Show this widget in your own website

Just copy the code below and paste within your html code:

```
<a href="https://www.scimaç
```

**SCImago Graphica**

Explore, visually communicate and make sense of data with our [new data visualization tool](#).



Metrics based on Scopus® data as of April 2022

A **Ammar Ahmed Hamdoon** 5 months ago

Dear Sir..  
good areeting..

Ads by Google

Stop seeing this ad Why this ad?



# Source details

## Egyptian Journal of Chemistry

Scopus coverage years: from 2004 to Present

Publisher: National Information and Documentation Centre(NIDOC)

ISSN: 0449-2285

Subject area: Materials Science: Materials Science (miscellaneous) Chemistry: General ChemistryMaterials Science: General Materials Science

Source type: Journal

CiteScore 2021

**1.5**

SJR 2021

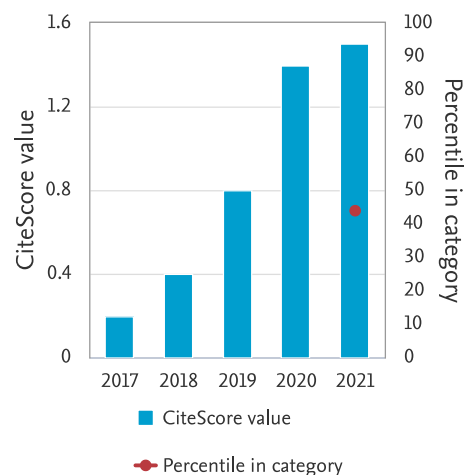
**0.229**

SNIP 2021

**0.579**[View all documents >](#)[Set document alert](#)[Save to source list](#)[CiteScore](#) [CiteScore rank & trend](#) [Scopus content coverage](#)[Export content for category](#)CiteScore rank 2021 ▼ In category: Materials Science (miscellaneous) ▼

☆	Rank	Source title	CiteScore 2021	Percentile
☆	#69 124	Egyptian Journal of Chemistry	1.5	44th percentile
☆	#1	Electrochemical Energy Reviews	41.9	99th percentile
☆	#2	InfoMat	25.3	98th percentile
☆	#3	Carbon Energy	16.4	97th percentile
☆	#4	Engineering	14.5	97th percentile
☆	#5	Nano Materials Science	14.3	96th percentile
☆	#6	Environmental Science: Nano	13.0	95th percentile
☆	#7	Materials Science for Energy Technologies	12.0	94th percentile
☆	#8	Quantum Science and Technology	11.5	93rd percentile
☆	#9	Advanced Industrial and Engineering Polymer Research	11.5	93rd percentile
☆	#10	Materials Today Energy	10.4	92nd percentile
☆	#11	Journal of Science: Advanced Materials and Devices	9.9	91st percentile

## CiteScore trend



☆	Rank	Source title	CiteScore 2021	Percentile
☆	#12	Carbon Resources Conversion	9.7	90th percentile
☆	#13	npj Materials Degradation	9.5	89th percentile
☆	#14	International Journal of Bioprinting	9.3	89th percentile
☆	#15	Journal of King Saud University, Engineering Sciences	9.2	88th percentile
☆	#16	Microsystems and Nanoengineering	9.0	87th percentile
☆	#17	Advanced Composites and Hybrid Materials	8.8	86th percentile
☆	#18	3D Printing and Additive Manufacturing	8.3	85th percentile
☆	#19	NanoImpact	8.0	85th percentile
☆	#20	Bio-Design and Manufacturing	7.5	84th percentile
☆	#21	Nanotechnology Reviews	7.4	83rd percentile
☆	#22	Environmental Nanotechnology, Monitoring and Management	7.3	82nd percentile
☆	#23	Journal of Industrial Textiles	6.5	81st percentile
☆	#24	npj Microgravity	6.2	81st percentile
☆	#25	Nanomanufacturing and Metrology	6.2	80th percentile
☆	#26	Journal of Cultural Heritage	6.1	79th percentile
☆	#27	Multifunctional Materials	5.9	78th percentile
☆	#28	JPhys Energy	5.6	77th percentile
☆	#29	Journal of Natural Fibers	5.6	77th percentile
☆	#30	Case Studies in Construction Materials	5.2	76th percentile
☆	#31	Applied Nanoscience (Switzerland)	5.2	75th percentile
☆	#32	Developments in the Built Environment	4.8	74th percentile
☆	#33	International Journal of Mechanical and Materials Engineering	4.8	73rd percentile
☆	#34	Journal of Bio- and Tribo-Corrosion	4.7	72nd percentile
☆	#35	Nuclear Materials and Energy	4.2	72nd percentile
☆	#36	Functional Composites and Structures	3.9	71st percentile
☆	#37	Frontiers in Physics	3.7	70th percentile

☆	Rank	Source title	CiteScore 2021	Percentile
☆	#38	Fashion and Textiles	3.7	69th percentile
☆	#39	Frontiers in Materials	3.7	68th percentile
☆	#40	Heritage Science	3.6	68th percentile
☆	#41	Journal of Dynamic Behavior of Materials	3.5	67th percentile
☆	#42	Polymer Crystallization	3.4	66th percentile
☆	#43	Accounts of Materials Research	3.4	65th percentile
☆	#44	Computational Condensed Matter	3.2	64th percentile
☆	#45	Journal of the Korean Wood Science and Technology	3.2	64th percentile
☆	#46	Coloration Technology	3.1	63rd percentile
☆	#47	Journal of the Textile Institute	3.0	62nd percentile
☆	#48	Journal of Membrane Science and Research	3.0	61st percentile
☆	#49	Clothing and Textiles Research Journal	2.9	60th percentile
☆	#50	Journal of Renewable Materials	2.9	60th percentile
☆	#51	International Journal of Masonry Research and Innovation	2.8	59th percentile
☆	#52	Ceramics	2.6	58th percentile
☆	#53	Progress in Physics of Metals	2.6	57th percentile
☆	#54	Scientia Iranica	2.5	56th percentile
☆	#55	International Journal on Engineering Applications	2.4	56th percentile
☆	#56	Maderas: Ciencia y Tecnologia	2.4	55th percentile
☆	#57	Research Journal of Textile and Apparel	2.4	54th percentile
☆	#58	Bragantia	2.4	53rd percentile
☆	#59	Journal of the Mechanical Behavior of Materials	2.2	52nd percentile
☆	#60	Russian Journal of Inorganic Chemistry	2.2	52nd percentile
☆	#61	International Review of Mechanical Engineering	2.1	51st percentile
☆	#62	Membranes and Membrane Technologies	2.1	50th percentile
☆	#63	Energetic Materials Frontiers	2.0	49th percentile

☆	Rank	Source title	CiteScore 2021	Percentile
☆	#64	Heritage	1.8	48th percentile
☆	#65	Fibres and Textiles in Eastern Europe	1.7	47th percentile
☆	#66	International Journal of Clothing Science and Technology	1.6	47th percentile
☆	#67	Image Analysis and Stereology	1.6	46th percentile
☆	#68	International Journal of Integrated Engineering	1.6	45th percentile
☆	#69	Egyptian Journal of Chemistry	1.5	44th percentile
☆	#70	SynOpen	1.4	43rd percentile
☆	#71	Zhidkie Kristally i Ikh Prakticheskoe Ispol'zovanie	1.4	43rd percentile
☆	#72	Bulletin of the Tomsk Polytechnic University, Geo Assets Engineering	1.3	42nd percentile
☆	#73	Industria Textila	1.3	41st percentile
☆	#74	RILEM State-of-the-Art Reports	1.3	40th percentile
☆	#75	Journal of The Institution of Engineers (India): Series E	1.3	39th percentile
☆	#76	PNRPU Mechanics Bulletin	1.2	39th percentile
☆	#77	Cailiao Gongcheng/Journal of Materials Engineering	1.2	38th percentile
☆	#78	Carbon Nanostructures	1.2	37th percentile
☆	#79	International Review of Applied Sciences and Engineering	1.2	36th percentile
☆	#80	Zhongguo Xitu Xuebao/Journal of the Chinese Rare Earth Society	1.1	35th percentile
☆	#81	Indian Journal of Fibre and Textile Research	1.1	35th percentile
☆	#82	Izvestiya Vysshikh Uchebnykh Zavedenij. Chernaya Metallurgiya	1.0	34th percentile
☆	#83	Masonry International	0.9	33rd percentile
☆	#84	Orbital	0.9	32nd percentile
☆	#85	Fangzhi Xuebao/Journal of Textile Research	0.9	31st percentile
☆	#86	Papers in Physics	0.9	31st percentile
☆	#87	Vlakna a Textil	0.8	30th percentile

☆	Rank	Source title	CiteScore 2021	Percentile
☆	#88	Journal of the Korea Concrete Institute	0.7	29th percentile
☆	#89	Textile and Leather Review	0.7	28th percentile
☆	#90	Carbon Trends	0.7	27th percentile
☆	#91	Current Nanomaterials	0.7	27th percentile
☆	#92	Nanosystems: Physics, Chemistry, Mathematics	0.7	26th percentile
☆	#93	Nanomedicine Journal	0.6	25th percentile
☆	#94	Radioelektronika, Nanosistemy, Informacionnye Tehnologii	0.6	24th percentile
☆	#95	Journal of Measurements in Engineering	0.6	23rd percentile
☆	#96	Chongqing Daxue Xuebao/Journal of Chongqing University	0.6	22nd percentile
☆	#97	Performance Apparel Markets	0.6	22nd percentile
☆	#98	Journal of Water and Environmental Nanotechnology	0.6	21st percentile
☆	#99	Eurasian Journal of Physics and Functional Materials	0.5	20th percentile
☆	#100	Chemical Physics Impact	0.5	19th percentile
☆	#101	Nanosistemi, Nanomateriali, Nanotehnologii	0.5	18th percentile
☆	#102	Fashion, Style and Popular Culture	0.5	18th percentile
☆	#103	Journal of the Korean Society of Clothing and Textiles	0.5	17th percentile
☆	#104	Journal of Silk	0.4	16th percentile
☆	#105	Topics in Mining, Metallurgy and Materials Engineering	0.4	15th percentile
☆	#106	Izvestiya of Saratov University. Physics	0.4	14th percentile
☆	#107	Pakistan Journal of Engineering and Applied Sciences	0.4	14th percentile
☆	#108	Journal of Fiber Science and Technology	0.4	13th percentile
☆	#109	Habitat Sustentable	0.3	12th percentile
☆	#110	Materials and Energy	0.3	11th percentile
☆	#111	Paper and Biomaterials	0.3	10th percentile



☆	Rank	Source title	CiteScore 2021	Percentile
☆	#112	Applied Science and Convergence Technology	0.3	10th percentile
☆	#113	Advances in Science and Technology Research Journal	0.2	9th percentile
☆	#114	Journal of Architecture and Civil Engineering	0.2	8th percentile
☆	#115	AATCC Review	0.2	7th percentile
☆	#116	Earozoru Kenkyu	0.1	6th percentile
☆	#117	Journal of the Japan Research Association for Textile End-Uses	0.1	6th percentile
☆	#118	Science Vector of Togliatti State University	0.1	5th percentile
☆	#119	Civil Engineering	0.1	4th percentile
☆	#120	Pakistan Textile Journal	0.1	3rd percentile
☆	#121	VDI-Z Integrierte Produktion	0.1	2nd percentile
☆	#122	Izvestiya Vuzov. Poroshkovaya Metallurgiya i Funktsional'nye Pokrytiya	0.0	2nd percentile
☆	#123	Journal for Weavers, Spinners and Dyers	0.0	1st percentile
☆	#124	Nonwovens Industry	0.0	0th percentile

---

## About Scopus

[What is Scopus](#)

[Content coverage](#)

[Scopus blog](#)

[Scopus API](#)

[Privacy matters](#)

## Language

[日本語版を表示する](#)

[查看简体中文版本](#)

[查看繁體中文版本](#)

[Просмотр версии на русском языке](#)

## Customer Service

[Help](#)

[Tutorials](#)

[Contact us](#)

---

## ELSEVIER

[Terms and conditions](#) ↗ [Privacy policy](#) ↗

Copyright © Elsevier B.V. ↗. All rights reserved. Scopus® is a registered trademark of Elsevier B.V.

We use cookies to help provide and enhance our service and tailor content. By continuing, you agree to the use of cookies ↗.

