



Source details

Nutrition Research Reviews

Scopus coverage years: from 1988 to Present

Publisher: Cambridge University Press

ISSN: 0954-4224 E-ISSN: 1475-2700

Subject area: Nursing: Nutrition and Dietetics Medicine: Medicine (miscellaneous)

Source type: Journal

CiteScore 2021

13.5



SJR 2021

1.374



SNIP 2021

2.341



[View all documents >](#)

[Set document alert](#)

[Save to source list](#) [Source Homepage](#)

[CiteScore](#) [CiteScore rank & trend](#) [Scopus content coverage](#)

i Improved CiteScore methodology



CiteScore 2021 counts the citations received in 2018-2021 to articles, reviews, conference papers, book chapters and data papers published in 2018-2021, and divides this by the number of publications published in 2018-2021. [Learn more >](#)

CiteScore 2021

$$13.5 = \frac{1,067 \text{ Citations } 2018 - 2021}{79 \text{ Documents } 2018 - 2021}$$

Calculated on 05 May, 2022

CiteScoreTracker 2022

$$10.7 = \frac{622 \text{ Citations to date}}{58 \text{ Documents to date}}$$

Last updated on 06 June, 2022 • Updated monthly

CiteScore rank 2021

Category	Rank	Percentile
Nursing		
└ Nutrition and Dietetics	#2/127	98th
Medicine		
└ Medicine (miscellaneous)	#11/276	96th

[View CiteScore methodology >](#) [CiteScore FAQ >](#) [Add CiteScore to your site](#)

About Scopus

[What is Scopus](#)

[Content coverage](#)

[Scopus blog](#)

[Scopus API](#)

[Privacy matters](#)

Language

[日本語版を表示する](#)

[查看简体中文版本](#)

[查看繁體中文版本](#)

[Просмотр версии на русском языке](#)

Customer Service

[Help](#)

[Tutorials](#)

[Contact us](#)

ELSEVIER

[Terms and conditions](#) ↗ [Privacy policy](#) ↗

Copyright © [Elsevier B.V](#) ↗. All rights reserved. Scopus® is a registered trademark of Elsevier B.V.

We use cookies to help provide and enhance our service and tailor content. By continuing, you agree to the [use of cookies](#) ↗.



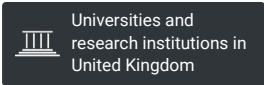


Ads by Google

Stop seeing this ad

Why this ad? ⓘ

Nutrition Research Reviews

<p>COUNTRY</p> <p>United Kingdom</p>  <p>Universities and research institutions in United Kingdom</p>	<p>SUBJECT AREA AND CATEGORY</p> <p>Medicine</p> <ul style="list-style-type: none"> Medicine (miscellaneous) <p>Nursing</p> <ul style="list-style-type: none"> Nutrition and Dietetics 	<p>PUBLISHER</p> <p>Cambridge University Press</p>	<p>H-INDEX</p> <p>88</p>
<p>PUBLICATION TYPE</p> <p>Journals</p>	<p>ISSN</p> <p>09544224, 14752700</p>	<p>COVERAGE</p> <p>1988-2021</p>	<p>INFORMATION</p> <p>Homepage</p> <p>How to publish in this journal</p> <p>nrr.edoffice@cambridge.org</p>

SCOPE

Nutrition Research Reviews offers a comprehensive overview of nutritional science today. By distilling the latest research and linking it to established practice, the journal consistently delivers the widest range of in-depth articles in the field of nutritional science. It presents up-to-date, critical reviews of key topics in nutrition science advancing new concepts and hypotheses that encourage the exchange of fundamental ideas on nutritional well-being in both humans and animals.



Ads by Google

Stop seeing this ad

Why this ad? ⓘ

Ads by Google

Stop seeing this ad

Why this ad? ⓘ

Quartiles

Ads by Google

Stop seeing this ad

Why this ad? ⓘ

FIND SIMILAR JOURNALS ?

<p>1 Nutrition Reviews</p> <p>USA</p> <p>88% similarity</p>	<p>2 Nutrition Research</p> <p>USA</p> <p>86% similarity</p>	<p>3 European Journal of Nutrition</p> <p>DEU</p> <p>85% similarity</p>	<p>4 Journal of the College of N</p> <p>GBR</p> <p>8 s</p>
---	--	---	--

Ads by Google

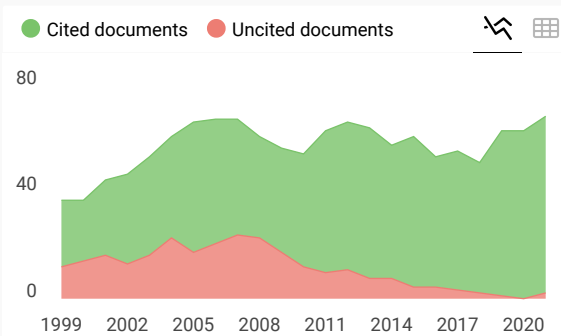
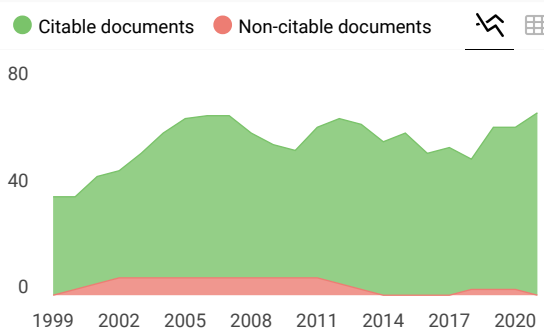
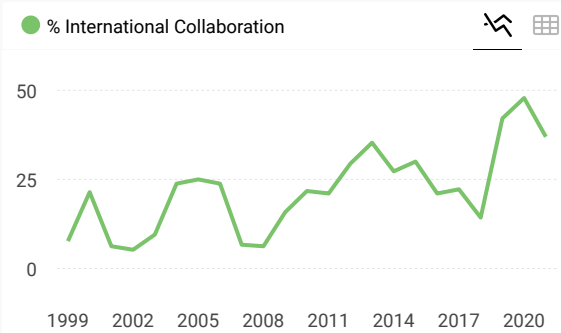
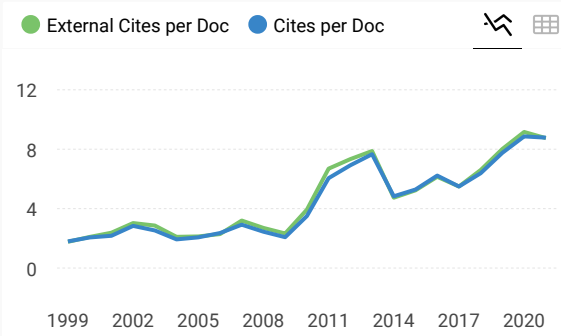
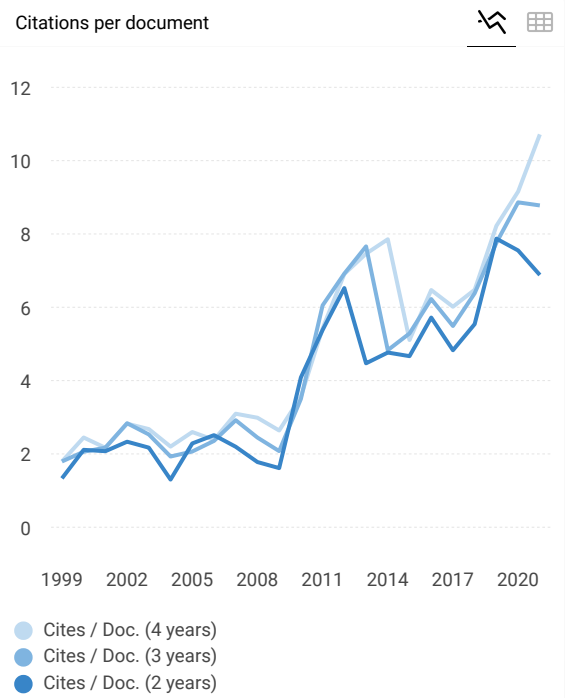
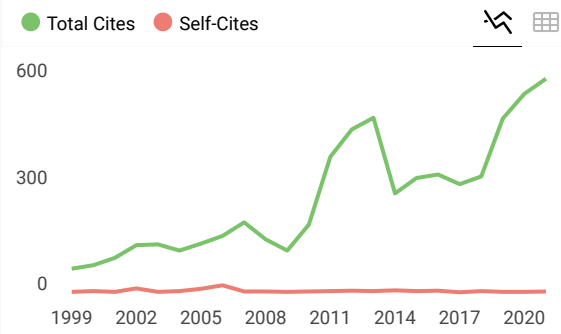
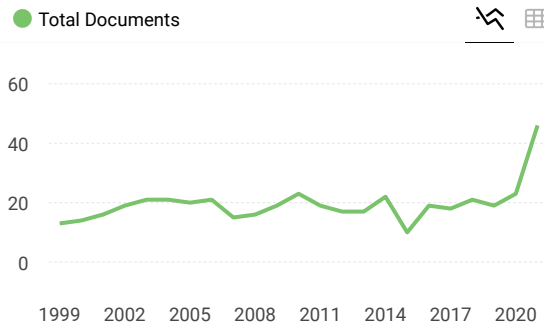
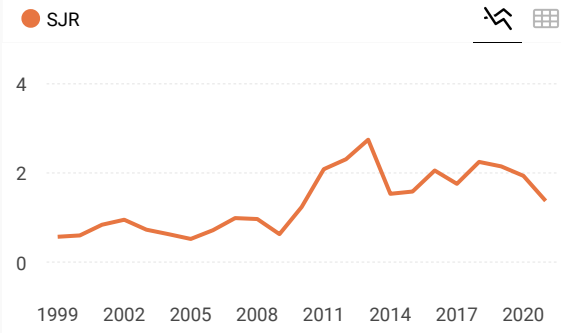
Stop seeing this ad

Why this ad? ⓘ

Ads by Google

Stop seeing this ad

Why this ad? ⓘ



Nutrition Research Reviews ← Show this widget in your own website

Medicine (miscellaneous) **Q1** best quartile

SJR 2021 1.37

powered by scimagojr.com

Just copy the code below and paste within your html code:

```
<a href="https://www.scimaç
```

NRR

NUTRITION RESEARCH REVIEWS

Volume: 35

Number: 1

June 2022

Available online at
www.journals.cambridge.org

NUTRITION RESEARCH REVIEWS

Published on behalf of The Nutrition Society

<https://www.cambridge.org/core/journals/nutrition-research-reviews>

Volume 35, Issues 1-2

eISSN: 1475-2700; ISSN: 0954-4224

Editor-in-Chief

Professor Christine Edwards, University of Glasgow, UK

Deputy Editor

Dr Jos Houdijk, Scotland's Rural College, UK

Editors

Dr Emma Allot, Queen's University Belfast, UK

Dr Margaret Ashwell, Ashwell Associates (Europe) Ltd, UK

Dr John Black, John L. Black Consulting, Australia

Dr Dominique Dardevet, INRA, France

Dr James Dorling, University of Glasgow, UK

Dr Crystal Haskell-Ramsay, Northumbria University, UK

Dr Jacqueline Hibbert, Morehouse School of Medicine, USA

Dr Tom Hill, Newcastle University, UK

D J Lamport, University of Reading, UK

Dr John Lodge, Northumbria University, UK

Dr Carole Lewis, Food and Health Communications, UK

Dr Rupak Shivakoti, Columbia University, New York, USA

Dr Noel Solomons, CESSIAM, Guatemala

Dr Welma Stonehouse, CSIRO, Australia

Professor Connie Weaver, Purdue University, USA

Dr Katherine Younger, Dublin Institute of Technology, Republic of Ireland

Information about editors and editorial board members correct as of 17 November 2021. For the latest information please see <https://www.cambridge.org/core/journals/nutrition-research-reviews/information/editorial-board>

Aims & Scope

Nutrition Research Reviews offers a comprehensive overview of nutritional science today. By distilling the latest research and linking it to established practice, the journal consistently delivers the widest range of in-depth articles in the field of nutritional science. It presents up-to-date, critical reviews of key topics in nutrition science advancing new concepts and hypotheses that encourage the exchange of fundamental ideas on nutritional well-being in both humans and animals.

The Nutrition Society

The Nutrition Society was established in 1941 and is dedicated to delivering its mission of advancing the scientific study of nutrition and its application to the maintenance of human and animal health. Highly regarded by the scientific community, the Society is one of the largest learned societies for nutrition in the world.

© The Nutrition Society

Published by Cambridge University Press.



NUTRITION RESEARCH REVIEWS, VOLUME 35 - ISSUE 1

Determining the glycaemic responses of foods: conventional and emerging approaches <i>S R Priyadarshini, J A Moses, C Anandharamkrishnan</i>	1-27	Sarcopenia and homocysteine: is there a possible association in the elderly? A narrative review <i>Rachele De Giuseppe, Chiara Elena Tomasinelli, Alessandra Vincenti, Ilaria Di Napoli, Massimo Negro, Hellas Cena</i>	98-111
Effects of betaine on non-alcoholic liver disease <i>Weiqiang Chen, Minjuan Xu, Minwen Xu, Yucai Wang, Qingyan Zou, Shuixiang Xie, Liefeng Wang</i>	28-38	A scoping review of chronotype and temporal patterns of eating of adults: tools used, findings, and future directions <i>Yan Yin Phoi, Michelle Rogers, Maxine P. Bonham, Jillian Dorrian, Alison M. Coates</i>	112-135
Adolescent undernutrition in South Asia: a scoping review <i>Sara Estechea Querol, Paramjit Gill, Romaina Iqbal, Maartje Kletter, Neslihan Ozdemir, Lena Al-Khudairy</i>	39-49	Malnutrition in early life and its neurodevelopmental and cognitive consequences: a scoping review <i>A. Suryawan, M.Y. Jalaludin, B.K. Poh, R. Sanusi, V.M.H. Tan, J.M. Geurts, L. Muhandi</i>	136-149
The potential nutrition-, physical- and health-related benefits of cow's milk for primary-school-aged children <i>Penny Rumbold, Nicola McCulloch, Ruth Boldon, Crystal Haskell-Ramsay, Lewis James, Emma Stevenson, Benjamin Green</i>	50-69	Modulation of intestinal stem cell homeostasis by nutrients: a novel therapeutic option for intestinal diseases <i>Dan Wang, Pei Li, Jack Odle, Xi Lin, Jiangchao Zhao, Kan Xiao, Yulan Liu</i>	150-158
Antioxidants in smokers <i>Emanuela Astori, Maria L. Garavaglia, Graziano Colombo, Lucia Landoni, Nicola M. Portinaro, Aldo Milzani, Isabella Dalle-Donne</i>	70-97	List of Reviewers	159-160

Academic

English Language Learning

Education

Bibles

Digital Products

Institution login

Register

Log in

Cart (0)

[Home](#) [Journals](#) [Nutrition Research Reviews](#) Volume 35 Issue 1

English

| [Français](#)

Nutrition Research Reviews

Search within journal

Search within full text

Submit your article

Information

Subscribe

Recommend to librarian

Other actions



Published on behalf of The Nutrition Society

Select page

Refine listing

[< Back to all issues](#)

Volume 35 - Issue 1 - June 2022

Sorted by Page/Article number: low to high

Review Article

Determining the glycaemic responses of foods: conventional and emerging approaches

S R Priyadarshini, J A Moses, C Anandharamakrishnan

Published online by Cambridge University Press: 01 February 2021, pp. 1-27

Article

[Get access](#)

[Export citation](#)

[View abstract](#)



Effects of betaine on non-alcoholic liver disease

Weiqiang Chen, Minjuan Xu, Minwen Xu, Yucai Wang, Qingyan Zou, Shuixiang Xie, Liefeng Wang

Published online by Cambridge University Press: 05 April 2021, pp. 28-38

Article

[Get access](#)

[Export citation](#)

[View abstract](#)



Adolescent undernutrition in South Asia: a scoping review

Sara Estecha Querol, Paramjit Gill, Romaina Iqbal, Maartje Kletter, Neslihan Ozdemir, Lena Al-Khudairy

Published online by Cambridge University Press: 16 April 2021, pp. 39-49

Article

Access

Open access

PDF

HTML

[Export citation](#)

[View abstract](#)



The potential nutrition-, physical- and health-related benefits of cow's milk for primary-school-aged children

Penny Rumbold, Nicola McCulloch, Ruth Boldon, Crystal Haskell-Ramsay, Lewis James, Emma Stevenson, Benjamin Green

Published online by Cambridge University Press: 27 April 2021, pp. 50-69

Article

[Get access](#)

[Export citation](#)

[View abstract](#)



Antioxidants in smokers

Emanuela Astori, Maria L. Garavaglia, Graziano Colombo, Lucia Landoni, Nicola M. Portinaro, Aldo Milzani, Isabella Dalle-Donne

Published online by Cambridge University Press: 30 April 2021, pp. 70-97

Article

[Get access](#)

[Export citation](#)

[View abstract](#)



Sarcopenia and homocysteine: is there a possible association in the elderly? A narrative review

Rachele De Giuseppe, Chiara Elena Tomasinelli, Alessandra Vincenti, Iliaria Di Napoli, Massimo Negro, Hellas Cena

Published online by Cambridge University Press: 30 April 2021, pp. 98-111

Article

Access

Open access

PDF

HTML

[Export citation](#)

[View abstract](#)



A scoping review of chronotype and temporal patterns of eating of adults: tools used, findings, and future directions

Yan Yin Phoi, Michelle Rogers, Maxine P. Bonham, Jillian Dorrian, Alison M. Coates

Published online by Cambridge University Press: 14 May 2021, pp. 112-135

Article

[Get access](#)

[Export citation](#)



[View abstract](#)

Malnutrition in early life and its neurodevelopmental and cognitive consequences: a scoping review

A. Suryawan, M.Y. Jalaludin, B.K. Poh, R. Sanusi, V.M.H. Tan, J.M. Geurts, L. Muhandi

Published online by Cambridge University Press: 08 June 2021, pp. 136-149

Article

Access

Open access

[PDF](#)

[HTML](#)

[Export citation](#)

[View abstract](#)



Modulation of intestinal stem cell homeostasis by nutrients: a novel therapeutic option for intestinal diseases

Dan Wang, Pei Li, Jack Odle, Xi Lin, Jiangchao Zhao, Kan Xiao, Yulan Liu

Published online by Cambridge University Press: 08 June 2021, pp. 150-158

Article

[Get access](#)

[Export citation](#)

[View abstract](#)



Other

List of Reviewers

Published online by Cambridge University Press: 18 January 2022, pp. 159-160

Article

[Get access](#)

[Export citation](#)



e-only frontmatter

NRR volume 35 issue 1 Front matter

Published online by Cambridge University Press: 03 June 2022, p. f1



Article

[Get access](#)

[Export citation](#)



Malnutrition in early life and its neurodevelopmental and cognitive consequences: a scoping review

A. Suryawan¹ , M.Y. Jalaludin², B.K. Poh³, R. Sanusi⁴, V.M.H. Tan⁵, J.M. Geurts⁶ and L. Muhandi⁷ 

¹Department of Child Health, Faculty of Medicine, Universitas Airlangga, Soetomo General Academic Hospital, Surabaya, Indonesia

²Department of Paediatrics, Faculty of Medicine, University Malaya, 59100 Kuala Lumpur, Malaysia

³Nutritional Sciences Programme and Centre for Community Health Studies (ReaCH), Faculty of Health Sciences, Universiti Kebangsaan Malaysia, Kuala Lumpur, Malaysia

⁴Department of Human Nutrition and Dietetics, University of Ibadan, Nigeria

⁵Dietetics and Nutrition Programme, Health and Social Sciences cluster, Singapore Institute of Technology, Singapore

⁶FrieslandCampina, Amersfoort, The Netherlands

⁷FrieslandCampina AMEA, Singapore

Abstract

The negative impact of stunting and severe underweight on cognitive neurodevelopment of children is well documented; however, the effect of overweight/obesity is still unclear. The 2018 Global Nutrition Report reported that stunting and overweight concurrently affect 189 million children worldwide. As existing reviews discuss undernutrition and overweight/obesity separately, this scoping review aims to document the impact of mild/moderate and severe underweight, stunting, and overweight/obesity among children aged 0–60 months on their cognitive neurodevelopmental trajectories. Twenty-six articles were analysed to extract significant information from literature retrieved from PubMed and Cochrane databases published from 1 January 2009 to 31 October 2019. Length gain is associated with cognitive neurodevelopment in normo-nourished and stunted children aged under 24 months. Among stunted children, it seems that cognitive and neurodevelopmental deficits can potentially be recovered before 8 years of age, particularly in those whose nutritional status has improved. The impact of overweight/obesity on cognitive neurodevelopment appears to be limited to attention, gross motor skills and executive control. Parental education level, birth weight/length, breastfeeding duration, and sanitation level are some identifiable factors that modify the impact of undernutrition and overweight/obesity on cognitive and neurodevelopment. In conclusion, underweight, stunting and overweight/obesity have a significant impact on cognitive neurodevelopment. Multidimensional approaches with various stakeholders should address all issues simultaneously, such as improving sanitation levels, assuring parental job security and adequate social welfare, and providing access to adequate nutrients for catch-up growth among underweight or stunted children and to affordable healthy foods for those who are overweight/obese and from low socio-economic status.

Key words: Underweight: Stunting: Obesity: Cognition: Neurodevelopment

(Received 5 May 2020; revised 26 May 2021; accepted 31 May 2021; accepted manuscript published online 8 June 2021)

Introduction

Malnutrition, including wasting or low weight-for-height, stunting or low height-for-age, and underweight or low weight-for-age, micronutrient deficiencies, and overweight/obesity, are public health problems that can affect children aged less than 60 months. While the number of stunted children worldwide has decreased in recent years, the number of overweight children has increased, and the total number of children affected by stunting and overweight is approximately 189 million⁽¹⁾. The World Health Organization (WHO) in 2019 reported that undernutrition and overweight/obesity coexist together in more

than one-third of low- and middle-income countries⁽²⁾. Given the potential for both ends of the malnutrition spectrum to affect neurodevelopment, it is important to consider them together.

Malnutrition leads to economic, social and health issues for families, at the community and national level⁽³⁾. More importantly, severe undernutrition – defined as severe stunting (below height-for-age *z*-score (HAZ) minus three standard deviations (-3 SD)) and severe underweight (below weight-for-age *z*-score (WAZ) minus three standard deviations (-3 SD))⁽⁴⁾ – impair children's development in the short (delayed cognitive, behavioural and motor development), medium (lower intelligence

Corresponding author: Muhammad Yazid Jalaludin, Professor, Department of Paediatrics, Faculty of Medicine, University of Malaya, 59100 Kuala Lumpur, Malaysia. Tel.: 03-79492065, Fax: 03-79494704, Email: yazidj@ummc.edu.my or yazidjal@um.edu.my

quotient (IQ) and school/academic achievement) and long term (human capital), mostly in low- and middle-income countries^(5–8). It is currently unclear whether overweight and obesity impact neurodevelopment and cognition or, vice versa, whether neurodevelopmental deficits impact overweight and obesity, or both.

Despite the reduction in stunting over the last decade⁽¹⁾, there still exists a need to better understand if there are opportunities to mitigate the negative, long-term impact of stunting on human capital development. It is also currently unclear whether interventions can be targeted at specific aspects of neurodevelopment and cognition, taking into consideration the timing of malnutrition with the timing of cognitive neurodevelopment in early childhood. More information is also needed to understand the aspects of neurodevelopment and cognition that are affected among overweight/obese children in order to design specific interventions.

As most existing reviews discuss undernutrition and overweight/obesity separately, this scoping review was designed to extract information on both conditions from the published literature, to study their impact as compared with normo-nourished children aged 0–60 months on cognitive neurodevelopmental aspects (cognition, behavioural, motor and emotional development) in early, mid and later life. Undernutrition is defined as stunting (HAZ < –2 SD) and underweight (WAZ < –2 SD), while overweight is defined as 2 SD > WAZ < 3 SD and obesity as WAZ ≥ 3 SD⁽⁴⁾. This combined approach will conceivably allow for a more holistic view of the situation commonly found in many countries across the world.

Methods

This review followed the consistent approach of a scoping review to compile findings from studies with different designs and methodologies to answer the stated critical research questions⁽⁹⁾. The research questions are as follows: (i) Which developmental aspects are affected by obesity/overweight and undernutrition during the first 60 months of life? (ii) What other factors can modify these outcomes? (iii) Which factors can mitigate the impact of obesity/overweight and undernutrition on neurodevelopment and cognition? (iv) Is the effect on cognitive neurodevelopment partly or fully reversible? and (v) What are the implications for intervention strategies?

Literature published from 1 January 2009 to 31 October 2019 in the PubMed and Cochrane databases was retrieved using formulated search terms. The title and abstract of each article retrieved were screened based on the inclusion criteria by all authors. A simple grading of controlling study biases using JADAD criteria for randomised controlled studies, Newcastle Ottawa Scale for cohort studies, and National Heart, Lung and Blood Institute (NHLBI) criteria for observational cross-sectional studies were then conducted by five authors (A.S., M.Y.J., P.B.K., L.M. and J.G.) to select studies for further qualitative analyses (Tables 1 and 2). References of relevant narrative reviews (cross-references) were also examined to search for further studies that met the inclusion criteria. J.G. and L.M. then independently extracted data from the identified full-text articles.

Data extraction tables incorporated important information from eligible full texts to allow the extraction of significant information for the review.

Results and discussion

Descriptive summary of included studies

From the ninety-one articles originally identified through the search strategy, twenty-six full-text articles were selected after a review of cross-references in eligible narrative reviews. The full text was used for information extraction and grading for quality assessment (Fig. 1).

Information was categorised based on the type of study and nutritional status of the children (Tables 1 and 2) as well as by factors influencing the impact of nutritional status on cognitive neurodevelopment (Table 3). Information was extracted from fourteen observational studies (undernutrition ($n = 8$ articles), normo-nutrition ($n = 5$ articles) and overweight/obesity ($n = 1$ article)), four intervention trials (undernutrition ($n = 2$ articles) and normo-nutrition ($n = 2$ articles)), four systematic reviews (undernutrition ($n = 1$ article), normo-nutrition ($n = 2$ articles) and overweight/obesity ($n = 2$ articles)) and four meta-analyses (all on undernutrition). All publications on under- and normo-nourished children were conducted in low- to middle-income countries, while all articles about overweight/obese children reported data from high-income countries. No intervention study was retrieved on overweight/obese children. Approximately 85% ($n = 22$) of the retrieved literature had good quality in controlling bias.

To the best of our knowledge, this review complements previous meta-analyses and systematic reviews^(6–8) and includes a wider spectrum of suboptimal nutritional status (ranging from mild/moderate to severe underweight and stunting to overweight/obesity) during the first 60 months of life on various neurodevelopment aspects (cognition, motor development, temperament, socio-economic status, and academic achievement) that manifest from infancy through school-age to adulthood (Fig. 2). This review also covers observational longitudinal cohorts and interventional studies with nutrition- and non-nutrition-related interventions on the outcomes of interest.

The importance of monitoring weight, length and head circumference during the first 24 months of age

From the reviewed studies, length-for-age z -scores (LAZ) and height-for-age z -scores (HAZ) (anthropometric measures of stunting in children) were associated with various elements of cognitive functioning, such as attention span, time to proper walking, mathematics and language abilities in early life, and income and choice of partner/age at marriage in later life (Table 1). It was reported that healthy infants in the highest quartile of neonatal weight-, length- and head circumference-gain during the first 4 weeks of life had higher IQ scores at 6 years of age than those in the lowest quartile⁽¹⁰⁾.

From a longitudinal study in the Philippines, regardless of HAZ categories at 6 months (defined as moderate/severe stunting (HAZ < –2), mild stunting (–2 ≤ HAZ < –1), at risk of stunting (–1 < HAZ < 0), or normal height (HAZ ≥ 0)), more



Table 1. Key findings from retrieved observational studies on growth and the impact on neurodevelopment and cognition

First author, year of publication	Country of study	Sample size and age at enrolment	Type of study (longitudinal cohort, cross-sectional, systematic review, or meta-analysis)	Nutritional status of the study population	Developmental tools and age at assessment	Affected cognitive and neurodevelopmental aspects by suboptimal growth	Study quality
1. Sudfeld CR, 2015 ⁽⁶⁾	Low- and middle-income countries	Children aged <12 years (children aged >5–12 years were excluded from the present review)	Systematic review from longitudinal cohorts and surveys	General population	During the first 60 months of life: • Cognitive • Motor • Socio-emotional	• General cognition • Odds of walking • Motor score • Social skills	Good
2. Hamadani JD, 2014 ⁽¹²⁾	Bangladesh	2853 singletons	Longitudinal cohort sub sample from birth to 64 months as part of a larger maternal interventional study	General population	• Children's problem-solving ability measured using two 1-step means-end tests 'Support' and 'Cover' at 7 months • Mental development index (MDI) measured using the Bayley Scales of Infant Development Revised version at 18 months • Children's IQ measured using the Wechsler Preschool and Primary Scale of Intelligence (WPPSI) at 64 months	IQ score	Good
3. Camargo-Figuera FA, 2014 ⁽¹⁰⁾	Brazil	4231 singletons	Longitudinal cohort from birth to 6 years of age	General population	• WISC-III at 72 months	IQ score	Good
4. Smithers LG, 2013 ⁽³⁹⁾	Belarus	16 692 children	Longitudinal cohort from birth to 1 year from a sub-sample from PROBIT Trial	General population	At 6.5 years: • Cognitive ability using Wechsler Abbreviated Scales of Intelligence • Child behaviour using the Strengths and Difficulties Questionnaire	IQ score	Good
5. Aubuchon-Endsley NL, 2011 ⁽⁴⁰⁾	Ethiopia	108 infants	Longitudinal cohort from 6 months to 9 months of age	Healthy population	• Temperament and attention assessed using modified version of the Laboratory Temperament Assessment Battery (Lab-TAB) and MOFPTask at 6 and 9 months	• Duration and number of inattention periods • Mean of looking time • Total duration of looking	Poor
6. Mohd Nasir MT, 2012 ⁽¹⁴⁾	Malaysia	1933 pre-schoolers aged 4–6 years	Cross-sectional study	Healthy population	• Raven's Coloured Progressive Matrices at 48–72 months	Cognitive performance	Good
7. Miller AC, 2015 ⁽⁸⁾	Low-middle income countries	58 513 children aged 36–59 months	Meta-analysis from 15 Multiple Indicator Cluster Surveys results (MICS-4)	Undernutrition	Early Childhood Development Index scores for children aged 36–59 months old	• Overall development and learning capabilities • Literacy skills • Numerical skills	Good
8. Nguyen PH, 2018 ⁽²⁹⁾	Vietnam	1458 children	Cohort study from offspring of the first phase study (a randomised controlled trial of pre-conceptional micronutrient supplementation (PRECONCEPT study) from birth until 2 years of age)	General population	Bayley Scales of Infant Development-III at 12 and 24 months	• Cognitive development • Language development • Motor development	Good



Table 1. (Continued)

First author, year of publication	Country of study	Sample size and age at enrolment	Type of study (longitudinal cohort, cross-sectional, systematic review, or meta-analysis)	Nutritional status of the study population	Developmental tools and age at assessment	Affected cognitive and neurodevelopmental aspects by suboptimal growth	Study quality
9 Casale D, 2014 ⁽¹⁹⁾	South Africa	3273 children	Cohort study from the Birth to Twenty cohort study from 2 years to 5 years of age	Stunted	<ul style="list-style-type: none"> At 48 months: social skills competence or 'daily living skills' assessed using VSMS At 60 months: cognitive functioning assessed using R-DPDQ 	<ul style="list-style-type: none"> Cognitive functioning Social skills competence 	Good
10 Crookston BT, 2013 ⁽¹⁶⁾	<ul style="list-style-type: none"> Ethiopia India Peru Vietnam 	8062 infants	Cohort of multi-country studies from 1 year to 8 years of age	Stunted and healthy children	<ul style="list-style-type: none"> At 8 years: <ul style="list-style-type: none"> Schooling average Mathematics test Reading comprehension/verbal achievement: Early Grade Reading Assessment Receptive vocabulary: Peabody Picture Vocabulary Test (PPVT) 	<ul style="list-style-type: none"> Fine motor skills Overall schooling Receptive vocabulary Mathematics score 	Good
11 Cheung YB, 2010 ⁽¹¹⁾	Philippines	1516 infants	Cohort study from the 'Cebu Longitudinal Health and Nutrition Survey' from 6 to 24 months old followed up at age 11 years	Stunted and Healthy children	<ul style="list-style-type: none"> At 11 years <ul style="list-style-type: none"> Non-verbal intelligence test English reading comprehension test Mathematics test 	Cognitive ability	Good
12 Hodinott J, 2013 ⁽¹⁷⁾	Guatemala	1338 adults	Retrospective cohort aged 25–42 years who were studied as 24-month infants in 1969–1977	Healthy adults	<ul style="list-style-type: none"> Age of starting and leaving school Highest grade attained Inter-American Reading Series (Serie Interamericana) vocabulary (Level 3) Reading comprehension (Level 2) test modules Nonverbal cognitive ability: assessed using Raven's Standard Progressive Matrices test 	<ul style="list-style-type: none"> Overall schooling Reading scores Non-verbal cognitive scores Characteristics of marriage partners; older age at first birth; a smaller number of pregnancies and births Household per capita income Adult health 	Good
13 Waber DP, 2014 ⁽⁴¹⁾	Barbados	77 adults	Retrospective cohort study from an Intervention program with history of infantile malnutrition in the first year of life and healthy controls born between 1967 and 1972	Grade II–III protein energy malnutrition and healthy population	<ul style="list-style-type: none"> Adult IQ: Wechsler Abbreviated Scale of Intelligence – Vocabulary and Matrix Reasoning subtests Academic Achievement: Wide Range Achievement Test-III – Reading, Spelling, and Calculation subtests 	IQ score	Good
14 Baker-Henningham H, 2009 ⁽¹⁵⁾	Bangladesh	212 undernourished children and 108 normo-nourished controls	Cross-sectional study of children aged 6–24 months	Underweight (weight-for-age z-score < -2) and normo-nourished children	<ul style="list-style-type: none"> At 6–24 months: <ul style="list-style-type: none"> Baseline assessment using revised version of the Bayley Scales of Infant Development Temperament assessed through an interviewer-administered maternal questionnaire consisting of seven subscales 	<ul style="list-style-type: none"> Social skills Attention Fear Negative emotion 	Good



Table 1. (Continued)

First author, year of publication	Country of study	Sample size and age at enrolment	Type of study (longitudinal cohort, cross-sectional, systematic review, or meta-analysis)	Nutritional status of the study population	Developmental tools and age at assessment	Affected cognitive and neurodevelopmental aspects by suboptimal growth	Study quality
15 Sudfeld CR, 2015 ⁽⁴²⁾	Tanzania	1036 infants aged 18–36 months	Cross-sectional study on existing data from a cohort	General population	Bayley Scales of Infant Development III at 18–36 months: <ul style="list-style-type: none"> • Cognition • Communication (comprising expressive and receptive communication skills) • Motor (comprising fine and gross motor skills) 	<ul style="list-style-type: none"> • Cognitive development • Communication skills • Motor development 	Good
16 Liang J, 2014 ⁽²⁵⁾	Systematic review of 67 studies in high-income countries	Pre-school children (+ adolescents aged 18 years and under, excluded from the present review)	Systematic review from observational cross-sectional and longitudinal studies	Obese children	<ul style="list-style-type: none"> • Self-regulation (laboratory tasks) • Motor skills (Zurich Neuromotor Assessment Test; Motor Test Battery) • Verbal ability (Peabody Picture Vocabulary Test) • Concentration (Frankfurter Test für Fünfjährige – Konzentration) • Intelligence (Culture Fair Test) • Locomotor skills, object-control skills (Test of Gross Motor Development) • Delay of gratification (Mischel and Ebbsen’s delay of gratification waiting task) • Movement skills • Delay of Gratification Task, Self-Control Task • Children’s Behaviour Questionnaire • Classroom Engagement • Social Behaviour Questionnaire • Go-No Go Task • Behavioural Rating Inventory of Executive Functioning (self-report) • Incompatibility Task of Attention Assessment Battery 	<ul style="list-style-type: none"> • General intellectual • Executive control • Delayed gratification • Inhibition strategy • Learning and memory 	Poor
17 Reinert KR, 2013 ⁽²⁶⁾	High-income countries	1- to 5-year children (+ adolescents and adults aged up to 21 years, excluded from the present review)	Systematic review of four observational studies	Obese children	<ul style="list-style-type: none"> • Test of Gross Motor Development • Incompatibility Task of Attention Assessment Battery 	<ul style="list-style-type: none"> • Inhibitory control • Emotional regulation 	Good
18 Morano M, 2011 ⁽²⁴⁾	Italy	Overweight children ($n = 38$) and non-overweight children ($n = 42$) with a mean age of 4 ± 0.5 year	Cross-sectional study	Overweight and healthy controls	<ul style="list-style-type: none"> • Test of Gross Motor Development • Incompatibility Task of Attention Assessment Battery 	<ul style="list-style-type: none"> • Motor competence • Object-control tasks 	Good



Table 2. Key findings from retrieved interventional studies on undernutrition and the impact on neurodevelopment and cognition

No.	First author, year of publication	Country of study	Sample size and age at enrolment	Type of studies	Type of intervention	Nutritional status of the study population	Developmental tools and age at assessment	Key findings	Affected cognitive and neurodevelopmental aspects by suboptimal growth	Study quality
1	Prado EL, 2019 ⁽⁷⁾	Low- to high-income countries	72 275 children aged 0–60 months	Meta-analysis from 52 interventional studies reported in English and Spanish	<ul style="list-style-type: none"> • Nutrition intervention • Promotion of responsive care and learning opportunities • Conditional cash transfer 	Undernutrition	Bayley Scales of Infant Development (cognitive/mental score, language score, motor score, socio-emotional score) anytime between 0 and 60 months	The effect size of promoting responsiveness on HAZ was not significant; however, its pooled effect sizes on cognitive, language and motor score were 4–5 times larger than those of nutritional supplementation	<ul style="list-style-type: none"> • Social emotional score • Cognitive score • Motor score 	Good
2	Kristjansson E, 2015 ⁽³⁰⁾	Low- to high-income countries	5400 children aged 3–60 months	Cochrane review and meta-analysis from 32 studies	Supplementary feeding interventions, alone or with co-intervention	Undernutrition	Psychomotor Development Index Mental Development Index	Two studies showed moderate positive effects of feeding on psychomotor development	Psychomotor development	Good
3	Ip P, 2017 ⁽⁴³⁾	Low- to middle-income studies	Children aged ≤8 years	Meta-analysis from 33 intervention studies	• Nutrition intervention	Undernutrition	Cognitive development	Childhood nutritional supplementation could improve children's cognitive development (<i>d</i> 0.08; 95 % CI 0.03, 0.13) and those with ≥5 nutrients was particularly beneficial (<i>d</i> 0.15; 95 % CI 0.08, 0.22).	Cognitive development	Poor
4	Yousafzai AK, 2014 ⁽²³⁾	Pakistan	1486 infants aged ≤2.5 months at enrolment	Community-based cluster randomised trial until the child was 24 months of age	80 clusters of children to receive the following intervention for <ul style="list-style-type: none"> • Control: Routine health and nutrition services • Nutrition education and multiple micronutrient powders • Responsive stimulation (responsive stimulation) • Combination of both responsive stimulation and nutrition intervention 	Generally healthy children	Bayley Scales of Infant and Toddler Development, Third Edition at 12 and 24 months of age	<ul style="list-style-type: none"> • Children who received responsive stimulation had significantly higher development scores on the cognitive, language, and motor scales at 12 and 24 months of age, and on the social-emotional scale at 12 months of age, than control • Children who received enhanced nutrition had significantly higher development scores on the cognitive, language and social-emotional scales at 12 months of age than control, but at 24 months of age only the language scores remained significantly higher • No additive benefits when responsive stimulation was combined with nutrition interventions • Children exposed to enhanced nutrition had significantly better HAZ at 6 and 18 months than did children not exposed to enhanced nutrition • Treatment effect on cognition, language and motor development at 24 months were moderate to large for responsive stimulation and were low to moderate for the enhanced nutrition group 	<ul style="list-style-type: none"> • Cognitive scales • Language scales • Motor scales 	Good



Table 2. (Continued)

No.	First author, year of publication	Country of study	Sample size and age at enrolment	Type of studies	Type of intervention	Nutritional status of the study population	Developmental tools and age at assessment	Key findings	Affected cognitive and neurodevelopmental aspects by suboptimal growth	Study quality
5	Rosado JL, 2011 ⁽²²⁾	Mexico	422 children aged 1–24 months	Randomised, placebo-controlled longitudinal trial for 6 months	<ul style="list-style-type: none"> • Oral food supplement (OFS) with higher content of carbohydrates and micronutrients, including Fe and Zn, than did the PM • Powdered milk (PM) • Placebo (PL) 	Healthy population	Bayley Scale of Infant Development Test for cognitive and motor functions after 6 months from enrolment	<ul style="list-style-type: none"> • Daily supplementation of 12–24-month-old children with OFS has no additional benefits in growth, anaemia, morbidity or cognitive performance • No significant effect of treatment was found after 6 months in the prevalence of stunting after adjusting for initial values in the OFS or PM group compared with PL 	None	Good
6	Kvestad I, 2015 ⁽²¹⁾	India	422 children aged 6–30 months	Randomised, double-blind, placebo-controlled trial for 6 months	Placebo group versus intervention group (vitamin B12 only, folic acid only, and vitamin B12 and folic acid) with (1:1:1 ratio)	Undernutrition	Ages and Stages Questionnaire 3rd ed. after 6 months from enrolment	<ul style="list-style-type: none"> • Children who received both vitamin B12 and folic acid had 0.45 (95 % CI 0.19, 0.73) and 0.28 (95 % CI 0.02, 0.54) higher SD-units in the domains of gross motor and problem-solving functioning, respectively. • Effect was highest in stunted children, those with high plasma homocysteine (>10 µmol/L) or in those who were younger than 24 months at end study • Timing of nutritional influence is of significance for the outcome of neurodevelopment 	<ul style="list-style-type: none"> • Gross motor • Problem-solving skills 	Good
7	Larson LM, 2017 ⁽⁴⁴⁾	Low- and middle-income countries	5400 children aged 0–24 months	Systematic review on interventional randomised studies	Systematic review on nutrition intervention pre- and postnatal	Undernutrition and healthy population	Assessment during the first 48 months of life: <ul style="list-style-type: none"> • BSID-I, -II or -III – Mental Scale • Griffiths Mental Developmental Scale • Fagan Test of Infant Intelligence 	<ul style="list-style-type: none"> • Motor development, but not growth status, effect sizes were significantly associated with mental development in postnatal interventions • Nutrition interventions had small effects on mental development • Baseline and endline HAZ was not a significant predictor of postnatal effect size, and baseline maternal BMI was not a significant predictor of prenatal effect size 	Motor development	Good
8	Walker SP, 2010 ⁽²⁸⁾	Jamaica	Normal birth weight newborns (<i>n</i> = 73) compared with low-birth weight, term-born newborns (LBWT) (<i>n</i> = 99)	Randomised control study	Psychosocial stimulation assessed with the Middle Childhood Home Observation for the Measurement of the Environment (MC-HOME)	Low birth weight and normo-birth weight	At 72 months: <ul style="list-style-type: none"> • Wechsler Preschool and Primary Scale of Intelligence, 3rd edition (WPPSI-III) • Digit span forwards test and visual-spatial memory with the Corsi blocks test • Test of Everyday Attention for Children • Early Reading Assessment • Strengths and Difficulties Questionnaire (SDQ) 	<ul style="list-style-type: none"> • Compared with normal-birth-weight children, LBWT had poorer selective attention and visual-spatial memory, but there were no differences in IQ, language or behaviour • LBWT who received stimulation intervention had higher IQ score and fewer behavioural problems as compared with the control group 	<ul style="list-style-type: none"> • Selective attention • Visual-spatial memory 	Poor



Table 3. Factors influencing suboptimal growth in neurodevelopment and cognition

Maternal factors	Paternal factors	Child's characteristics and health condition	Socio-economic conditions
Undernourished and normo-nourished children			
Schooling (<tertiary education)	Schooling (<tertiary education)	Sex (mainly boy – conflicting evidence)	Poor sanitation (not flushing the toilet during childhood)
Lower nutrition knowledge	Non-employment at child's birth	Birth weight deficit	Poor water quality
Teenage at delivery	Teenage at delivery	Birth length deficit	Wealth/household income (≤ 1 monthly minimum wage)
Low BMI (18.10 kg/m ²)	Height deficit	Birth head circumference deficit	No consumption of dinner
Height deficit/decreased stature	Lower nutrition knowledge	Growth trajectories (head circumference length, height and weight deficit)	Housing condition (≥ 3 persons per room)
Non-employment between pregnancy and the child's first 12 months of life	Perceiving less responsibility in the feeding task	Prematurity (<37 weeks)	Low HOME environment
Perceiving less responsibility in the feeding task	Being less restrictive towards access to unhealthy foods	Exposure and duration of breastfeeding (<1 month)	Play time with a caregiver (<1 h per day)
Being less restrictive towards access to unhealthy foods	Engagement in activities with the child (0–2 activities versus 7 activities per week)	Duration of exclusive breastfeeding (<1 month)	Having no toys or books
Presence of mental condition during the child's first year of life		No postnatal motor development interventions	Being born within less than 24 months after the first baby
Level of physical activity before and during pregnancy (inactive)		Low haemoglobin level at 9 months (<11.5 g/dL)	Number of siblings (≥ 3)
Ethnicity (mainly non-white/African)		Ethnicity (mainly non-white/African)	Non-availability of health facilities
Smoking during pregnancy			No childcare during the first year of life
Unintended pregnancy			
Having no partner			
Number of pre-natal visits (<6)			
No hospitalisation during pregnancy			
Vaginal delivery			
Overweight and obese children			
–	–	Low socio-economic status	–

HOME, Home Observation for Measurement of the Environment

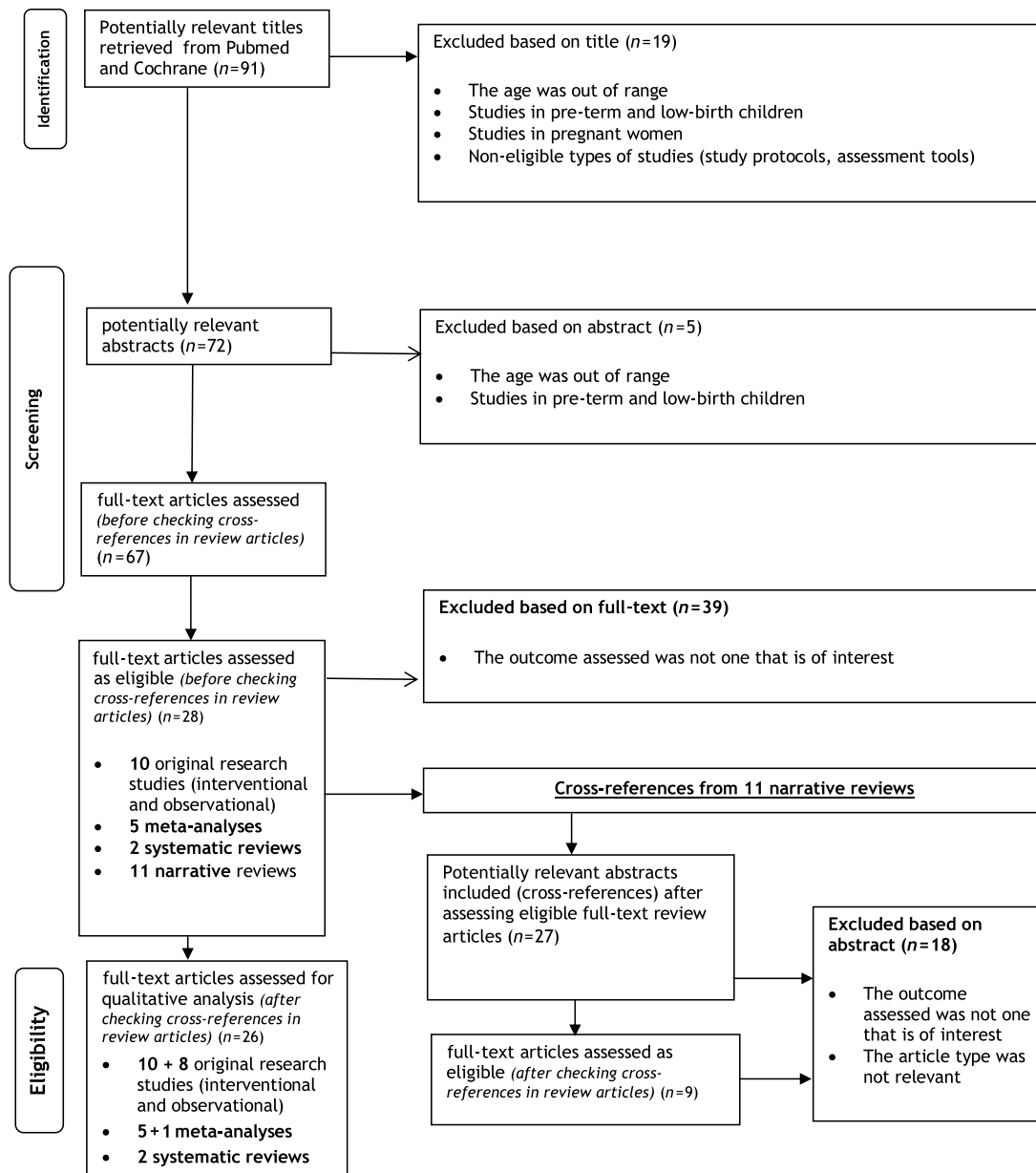


Fig. 1. PRISMA 2009 flowchart diagram.

gain (or less loss) in HAZ after the age of 6 months was positively associated with cognitive function at 11 years of age. In addition, changes in HAZ from 6 to 24 months and changes in HAZ from 24 months to 11 years were also positively associated with cognitive ability at 11 years in the same study⁽¹¹⁾. These outcomes are similar to the results among children in Bangladesh. In this study, cognitive impairment was associated with poverty, birth condition and postnatal growth that started at 7 months of age and worsened up to 64 months when it became even more substantial⁽¹²⁾. The impact of the timing of stunting is still unclear. One study reported that stunting in the second year of life is more harmful than stunting before 12 months of age⁽¹³⁾. Another study reported that higher HAZ at 4–6 years of age among healthy Malaysian children significantly contributed to higher cognitive

function after controlling for socio-demographic background, parent’s nutrition knowledge and dinner consumption (DR2 = 0.009, DF = 18.605, $p < 0.001$)⁽¹⁴⁾.

Evidence for the impact of underweight and stunting on the development of emotional skills is largely variable across the identified studies. Two meta-analyses that described data from lower- and middle-income countries showed the limited influence of undernutrition on a child’s attachment, emotionality, social competence and temperament^(6,8). However, in a study among Bangladeshi children aged 6–24 months comparing undernourished ($n = 212$) and better-nourished ($n = 108$), it was reported that severely underweight children (WAZ < -2) were less sociable, less attentive, and more fearful and had more negative emotional traits than normo-nourished children. The

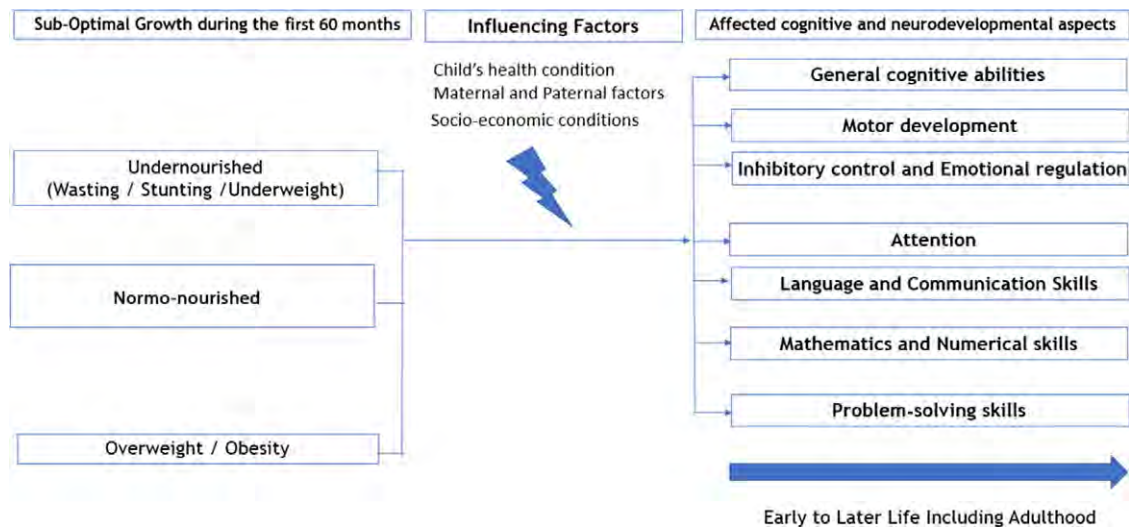


Fig. 2. Impact of suboptimal growth in early childhood on developmental-related aspects.

effect size of these temperament differences, which were assessed using validated interviewer-administered questionnaire to parents, were small to moderate⁽¹⁵⁾. There is evidence, therefore, that underweight and stunting impact social skill development. Low HAZ and WAZ correlated strongly with children having less schooling or needing a longer time to complete schooling⁽¹⁶⁾, and in later life, with lower income and living in a less conducive environment, such as having a higher number of pregnancies and having the first child at a younger age⁽¹⁷⁾.

Improvements in linear growth and potential window of opportunity for neurodevelopment and cognitive abilities recovery

This review further strengthens the importance of the first 1000 days of life as a window of opportunity for rescuing neurocognitive deficits. It was reported that HAZ velocity between 6 and 24 months among undernourished children is positively associated with cognitive function⁽¹¹⁾ and that every 1-unit increase in HAZ before the age of 24 months is associated with a higher increment in motor, communication and cognitive ability scores at 26–80 months of age compared with a 1-unit increase in HAZ after 24 months of age^(6, 16).

Data from the Young Lives cohort in Ethiopia, India, Peru, Cambodia and Vietnam indicated that children who were in the recovered group (stunted at 12 months of age but not stunted at 8 years of age) had better academic achievement (maths scores, receptive vocabulary scores, and reading comprehension scores) than those who stayed persistently stunted⁽¹⁶⁾. However, their academic achievement was still lower than those who had never been stunted. This finding is consistent with the finding from another cohort in Malawi, which reported that those who had recovered from stunting had better academic achievements at 11 years of age than those who were persistently stunted from age 4 to 8 years⁽¹⁸⁾. Based on the above, it appears likely that the period in which neurocognitive deficits can recover following appropriate interventions goes beyond the age of 2 years, up until 8 years of age, which is in line with

prefrontal cortex development and ongoing synaptogenesis at that age⁽⁵⁾. Interestingly, another study reported that children who were stunted at 24 months of age and experienced catch-up growth often did worse on cognitive tests at 4–5 years of age than children who were never stunted and did almost as poorly as children who had remained stunted⁽¹⁹⁾. This finding appears to contradict previously stated findings from the Young Lives and Malawi cohorts. It is important to note, however, that the exact definition of ‘catch-up’ plays a critical role in this observation. Recently, five definitions were formulated for ‘catch-up growth’, ranging from lenient to strict: I: increase in HAZ; II: recovery from stunting (HAZ at 5 years > -2); III: increase in height-for-age difference; IV: recovery from stunting and increase in height-for-age difference; and V: recovery from stunting with a stricter cut-off point, where HAZ falls within ‘normal’ range (HAZ at 5 years > -1)⁽²⁰⁾. The observation reported above is based on definitions I–IV of ‘catch-up’. Thus, the term ‘catch-up’ should be carefully defined when determining the optimal goal for catch-up growth to recover neurodevelopment and, consequently, cognitive ability in later life.

The importance of interventions in improving cognitive outcomes among undernourished children

Seven publications assessed the effectiveness of intervention studies in improving cognitive outcomes among undernourished children. The publications covered three randomised controlled trials, two systematic reviews and two meta-analyses. The overall quality of these studies was judged as good when considering the risk for bias (Table 2).

Stunted children with high levels of plasma homocysteine and those who were younger than 24 months at the end of the follow-up period showed the largest improvement in gross motor function and problem-solving skills after being supplemented with vitamin B12 on a daily basis⁽²¹⁾. In contrast, the effect of the vitamin/nutrition intervention on recovering or maintaining normal neurodevelopment and cognitive deficits in normo-nourished children remained inconclusive^(7,21,22). No

benefits in growth or cognitive performance were reported among 422 healthy children aged 12–24 months receiving daily multi-micronutrient supplementation (iron and zinc)⁽²²⁾. This finding is in contrast with an intervention trial in which multiple micronutrients were supplemented (vitamins B12, A, C, folic acid and iron), with and without responsive stimulation, for approximately 20 months among 1489 mother–child pairs in Pakistan. In this study, children who were exposed to the enhanced nutrition intervention had, regardless of their nutrition status, significantly higher developmental scores (cognitive, language and social–emotional scales) at 12 months than the control group⁽²³⁾. Another group of children who received responsive stimulation had significantly higher developmental scores on the cognitive, language and motor scales at 12 and 24 months of age and on the social emotional scale at 12 months of age than the control group. In comparison, the treatment effect on cognition, language and motor development at 24 months was moderate to large for responsive stimulation and was low to moderate for the enhanced nutrition group⁽²³⁾. This study also found that linear growth in children exposed to enhanced nutrition was significantly greater at 6 and 18 months compared with those not exposed to enhanced nutrition⁽²²⁾.

A recent systematic review and meta-analysis that assessed the impact of nutrition with or without stimulation interventions concluded that parent-led responsive learning, more than nutrition supplementation, appeared to have a stronger influence on the neurodevelopment of children aged 0–60 months⁽⁷⁾. This systematic review, which was based on seventy-five retrieved studies from various databases, reported that the pooled effect of these supplementations is one-fourth smaller than the pooled effect size of responsive care and learning opportunities on cognitive, language and motor scales. The review also suggested that postnatal multiple nutrient supplementation can improve linear growth in children and, to a smaller extent, cognitive development and socio-temperament, while interventions promoting responsive care and learning opportunities affect only cognitive development but not linear growth⁽⁷⁾.

The impact of overweight/obesity on neurodevelopment and cognition

Only one cross-sectional study and two systematic reviews that were retrieved described the impact of overweight/obesity on cognitive neurodevelopmental aspects^(24–26) (Table 1). All studies seemed to point towards a more limited impact of overweight/obesity on aspects of neurodevelopment and cognition in the studied affluent populations in contrast with those describing the impact of undernutrition. All retrieved literature demonstrated that attention, executive control (inhibitory control, working memory, reward sensitivity, and impulsivity) and gross motor skills were the most affected areas.

A study among overweight Italian children showed poorer gross motor skills in overweight children than their normal-weight peers⁽²⁴⁾, while other systematic reviews reported poorer executive control and more difficulty with inhibition in overweight children than in healthy weight children^(25,26). There is a suggestion of directionality in the association between obesity and executive function. Children with lower executive function

are speculated to have lower self-regulation of energy intake and decreased participation in physical activity, which leads to or potentiates overweight or obesity. It was also reported that low executive function stimulates excess adiposity, leading to exacerbating decrements in executive function in childhood⁽²⁷⁾. On the other hand, various studies have shown that child obesity or early-life adiposity reduces executive function via several biological mechanisms. Pro-inflammatory cytokines produced by adipose tissue can stimulate inflammatory pathways in all age categories, leading to cognitive development deficits, and dysregulation of appetite-regulating hormones could further harm cognitive skills⁽²⁶⁾. Although there is limited affected cognitive neurodevelopmental areas reported in these affluent populations, the effect may be more diverse and pronounced in less-affluent societies. In conclusion, poor gross motor skills, which are correlated with less physical activity⁽²⁵⁾ and reduced attention span^(25,26), should be taken into consideration when designing intervention programs for these overweight/obese children.

Factors influencing the impact of suboptimal growth on neurodevelopment and cognition

From the literature, there seem to be similarities in influencing factors between undernutrition and overweight/obesity on cognitive neurodevelopment, but far more research is needed to further understand the latter. These factors can be classified into maternal and paternal factors, child characteristics and health conditions, and socio-economic factors (Table 3).

Several pregnancy-related maternal parameters, such as maternal weight gain and smoking, have been consistently reported to increase the impact of suboptimal growth on cognitive neurodevelopment in addition to infant condition at birth, such as low birth weight and short length at birth, suggesting the importance of prenatal nutrition and maternal health for later life^(12,15,19,28,29).

The influence of sex on suboptimal growth and cognitive neurodevelopment appeared conflicting in the literature; normo-nourished and undernourished girls had slightly higher intelligence scores⁽¹⁰⁾, social maturity⁽¹⁹⁾, and manageability⁽¹⁵⁾ than boys with the same nutritional status. In contrast, another study found that normo-nourished boys tended to have higher intelligence score as compared with normo-nourished girls⁽¹⁴⁾.

Particularly among undernourished children, it appeared that parents with a low level of education and nutritional knowledge, those who perceived less responsibility in the parenting task, or those who were less restrictive towards access to unhealthy foods had children who experienced suboptimal growth with resultant impaired cognitive development^(6,14).

Diet quality was demonstrated to be a positive predictor of improved cognitive outcomes in these children^(6,14). For instance, food fortified with calcium, iron, zinc, vitamin B2 and protein was associated with improved cognitive outcomes because of the probable role of these nutrients in early brain development^(7,23). In contrast, a lack of dietary protein may delay or inhibit brain and cognitive development^(6,30). On that note, recent evidence proposed supplementation of animal protein, in particular cow's milk, as an essential component of a child's diet to prevent undernutrition and to improve cognition^(31–33).

Low socio-economic status was reported to be correlated with the impact on neurodevelopment and cognition among undernourished and overweight/obese children in several studies^(6,10,23,28,29,34,35). The Home Observation for Measurement of the Environment (HOME) parameter was used as a proxy indicator of socio-economic status. It was developed to measure responsiveness and stimulation in the home environment and parental behaviours. HOME consisted of questions, among others, on homeownership and possession of books and toys. The tool needs to be validated to accommodate sociocultural differences^(29,36).

Limitations and strengths of the review

First, chronic illnesses and hospital malnutrition were excluded, although they could have a similar impact on overall developmental aspects. A second limitation is that the HOME instrument as an indicator of socio-economic status must be adjusted to various sociocultural conditions in each group or country. In addition, the statistical significance of pooled effects of all studies combined was not calculated, as this review is of scoping nature and not a systematic review. Furthermore, the search strategy may have missed some relevant papers because of the search scope that limited peer-reviewed research papers to those published in the past decade only. To overcome this issue, reviewing reports outside the peer-reviewed literature (i.e. grey literature) should be done in the future.

One of the strengths of this scoping review is that it expeditiously provides comprehensive and updated scientific evidence for healthcare professionals and policymakers. The synthesised evidence may allow key stakeholders to plan and to execute necessary intervention programs for preventing and managing suboptimal growth, with a focus on achieving optimal cognitive potential in young children. In addition, this scoping review was conducted using specific methodological approaches that would allow more accuracy in literature screening with less bias. A cross-referencing of eligible studies from retrieved narrative reviews enhanced the completeness of the evidence and enabled the retrieval of information on not only the populations that experience undernutrition and overweight/obesity but also the general population that identified children with faltering growth. It also enabled the retrieval of studies from various geographical areas (low- to high-income studies) as well as studies on various developmental deficits. Emphasis had been hitherto placed on the impact of malnutrition in children on morbidity and mortality; in contrast, this review points to the quality of life that may be affected by suboptimal nutrition on neurodevelopment and cognition. From a public health perspective, prevention of childhood malnutrition must be addressed not only by economic empowerment but also through health promotion and education as well as policy.

Consideration for future research and actions:

1) More studies should be conducted on the impact of nutritional/behavioural interventions in overweight/obese children on neurodevelopment and cognition, especially in

low-income countries, as the currently retrieved literature all came from high-income countries. Overweight/obesity in childhood is on the rise and can coexist with undernutrition within the same population, for example, as seen in India and Indonesia. Approximately, 39 and 7 million children under the age of 5 years are stunted in India and Indonesia, respectively, and more than 3.6 million children in the same age group are overweight and obese in these two countries. This amounts to a total of around 50 million children who are at risk of suboptimal neurodevelopment and cognitive-function⁽³⁾. In addition to the negative consequences of undernutrition, an increase in childhood obesity prevalence can lead to adverse long-term consequences on human capital in these countries.

- 2) Intervention studies for both undernutrition and overweight/obesity must assess the association between these nutritional statuses and cognitive neurodevelopment, as most interventions usually focus only on providing nutrients related to brain development and not for optimal growth and vice versa as also suggested by Prado *et al.*⁽⁷⁾. For example, several recently published studies and systematic reviews assessed the impact of animal-based food supplementation or milk interventions on either growth among stunted children or only cognitive neurodevelopment, but not on both aspects simultaneously^(31,32).
- 3) Optimally, any program or intervention for growth monitoring in the community or hospital settings should engage a multidisciplinary team of health care professionals. Depending on the local conditions, such a team could consist of nutritionists, general practitioners, paediatricians and/or behavioural specialists⁽³⁷⁾. Multidimensional approaches involving various relevant stakeholders need to address all issues simultaneously as the root causes are quite complex. These could include improving housing and sanitation levels, ensuring parental job security and adequate social welfare, improving parental education attainment and nutritional knowledge, and providing access to adequate nutrient intakes for catch-up growth among underweight or stunted children as well as to affordable healthy food for those who are overweight/obese especially those in the low socio-economic category. Actions taken should tackle both undernutrition and overweight/obesity concurrently – not just one or the other – to ensure successful and comprehensive outcomes in terms of childhood growth and cognitive neurodevelopment.

Conclusion

Undernutrition and overweight/obesity during the first 60 months of postnatal life affect the cognitive neurodevelopmental trajectories of children later in life. Weight and length/height need to be monitored even beyond 24 months of life to enable early recognition of growth retardation/deviations and to allow appropriate and timely interventions to address their negative neurodevelopmental and cognitive impacts. Given the Global Nutrition Targets for 2025⁽³⁸⁾, intervention programs should leverage multidimensional approaches that address not only

childhood undernutrition but also overweight/obesity and improve socio-economic conditions. Nutrition interventions for catch-up growth among undernourished children can potentially recover neurocognitive development up to the age of 8 years, particularly in those whose nutrition status have improved. These specific, targeted and simultaneous interventions may be key to safeguarding future human capital, especially in countries with a high prevalence of stunting, overweight/obesity or both.

Declarations

Acknowledgements

The authors thank Content Ed Net Singapore for providing editorial and medical writing assistance in retrieving relevant publications and the development of the first drafts of the manuscript.

Funding

FrieslandCampina supported the retrieval of relevant publications and the development of the early first manuscript drafts by Content Ed Singapore. None of the authors received an educational grant from FrieslandCampina to participate in the writing.

Author contributions

All authors were involved in setting the concept, objective and selection criteria for the review. All authors were also involved in the selection of eligible articles based on titles and abstracts. A simple grading of controlling study biases was then conducted by five authors (A.S., M.Y.J., P.B.K., L.M. and J.G.). Afterwards, L.M. and J.G. selected eligible articles based on full texts. All authors provided agreement on the final included articles. All authors participated in data extraction, synthesis and interpretation. All authors provided inputs and agreed on the final version of the manuscript.

Competing interests

Verena Tan was an employee of FrieslandCampina at the time of the manuscript's development. Leilani Muhandi and Jan Geurts were employees of FrieslandCampina at the time of the manuscript's development, submission and revision.

Consent for publication

Not applicable.

Ethics approval and consent to participate

Not applicable.

References

1. *Global Nutrition Report: Action on equity to end malnutrition. Development Initiatives* 2020.
2. Popkin BM, Corvalan C & Grummer-Strawn LM (2020) *Dynamics of the double burden of malnutrition and the changing nutrition reality. Lancet* **395**(10217), 65–74.
3. *Global Nutrition Report: Shining a light to spur action on nutrition. Development Initiatives*. 2018.
4. de Onis MOA, Borghi E, Siyam A, Pinol A (2006) *WHO Child Growth Standards*. World Health Organization.
5. Grantham-McGregor S, Cheung YB, Cueto S, *et al.* (2007) *Developmental potential in the first 5 years for children in developing countries. Lancet* **369**(9555), 60–70.
6. Sudfeld CR, McCoy DC, Danaei G, *et al.* (2015) *Linear growth and child development in low- and middle-income countries: a meta-analysis. Pediatrics* **135**(5), e1266–75.
7. Prado EL, Larson LM, Cox K, *et al.* (2019) *Do effects of early life interventions on linear growth correspond to effects on neuro-behavioural development? A systematic review and meta-analysis. Lancet Glob Health* **7**(10), e1398–e1413.
8. Miller AC, Murray MB, Thomson DR, *et al.* (2016) *How consistent are associations between stunting and child development? Evidence from a meta-analysis of associations between stunting and multidimensional child development in fifteen low- and middle-income countries. Public Health Nutr* **19**, 1339–47.
9. Munn Z, Peters MDJ, Stern C, *et al.* (2018) *Systematic review or scoping review? Guidance for authors when choosing between a systematic or scoping review approach. BMC Med Res Methodol* **18**(1), 143.
10. Camargo-Figuera FA, Barros AJ, Santos IS, *et al.* (2014) *Early life determinants of low IQ at age 6 in children from the 2004 Pelotas Birth Cohort: a predictive approach. BMC Pediatr* **14**, 308.
11. Cheung YB & Ashorn P (2010) *Continuation of linear growth failure and its association with cognitive ability are not dependent on initial length-for-age: a longitudinal study from 6 months to 11 years of age. Acta Paediatr* **99**(11), 1719–23.
12. Hamadani JD, Tofail F, Huda SN, *et al.* (2014) *Cognitive deficit and poverty in the first 5 years of childhood in Bangladesh. Pediatrics* **134**(4), e1001–8.
13. Mendez MA & Adair LS (1999) *Severity and timing of stunting in the first two years of life affect performance on cognitive tests in late childhood. J Nutr* **129**(8), 1555–62.
14. Mohd Nasir MT, Norimah AK, Hazizi AS, *et al.* (2012) *Child feeding practices, food habits, anthropometric indicators and cognitive performance among preschoolers in Peninsular Malaysia. Appetite* **58**(2), 525–30.
15. Baker-Henningham H, Hamadani JD, Huda SN, *et al.* (2009) *Undernourished children have different temperaments than better-nourished children in rural Bangladesh. J Nutr* **139**(9), 1765–71.
16. Crookston BT, Schott W, Cueto S, *et al.* (2013) *Postinfancy growth, schooling, and cognitive achievement: Young Lives. Am J Clin Nutr* **98**(6), 1555–63.
17. Hoddinott J, Behrman JR, Maluccio JA, *et al.* (2013) *Adult consequences of growth failure in early childhood. Am J Clin Nutr* **98**(5), 1170–8.
18. Sunny BS, DeStavola B, Dube A, *et al.* (2018) *Does early linear growth failure influence later school performance? A cohort study in Karonga district, northern Malawi. PLoS One* **13**(11), e0200380.
19. Casale D, Desmond C & Richter L (2014) *The association between stunting and psychosocial development among preschool children: a study using the South African Birth to Twenty cohort data. Child Care Health Dev* **40**(6), 900–10.



20. Desmond C & Casale D (2017) *Catch-up growth in stunted children: definitions and predictors*. *PLoS One* **12**(12), e0189135.
21. Kvestad I, Taneja S, Kumar T, *et al.* (2015) *Vitamin B12 and folic acid improve gross motor and problem-solving skills in young North Indian children: a randomized placebo-controlled trial*. *PLoS One* **10**(6), e0129915.
22. Rosado JL, Lopez P, Garcia OP, *et al.* (2011) *Effectiveness of the nutritional supplement used in the Mexican Oportunidades programme on growth, anaemia, morbidity and cognitive development in children aged 12–24 months*. *Public Health Nutr* **14**(5), 931–7.
23. Yousafzai AK, Rasheed MA, Rizvi A, *et al.* (2014) *Effect of integrated responsive stimulation and nutrition interventions in the Lady Health Worker programme in Pakistan on child development, growth, and health outcomes: a cluster-randomised factorial effectiveness trial*. *Lancet* **384**(9950), 1282–93.
24. Morano M, Colella D & Caroli M (2011) *Gross motor skill performance in a sample of overweight and non-overweight preschool children*. *Int J Pediatr Obes*, **6** Suppl 2, 42–6.
25. Liang J, Matheson BE, Kaye WH, *et al.* (2014) *Neurocognitive correlates of obesity and obesity-related behaviors in children and adolescents*. *Int J Obes (Lond)* **38**(4), 494–506.
26. Reinert KR, Po'e EK & Barkin SL (2013) *The relationship between executive function and obesity in children and adolescents: a systematic literature review*. *J Obes* **2013**, 820956.
27. Hayes JF, Eichen DM, Barch DM, *et al.* (2018) *Executive function in childhood obesity: Promising intervention strategies to optimize treatment outcomes*. *Appetite* **124**, 10–23.
28. Walker SP, Chang SM, Younger N, *et al.* (2010) *The effect of psychosocial stimulation on cognition and behaviour at 6 years in a cohort of term, low-birthweight Jamaican children*. *Dev Med Child Neurol* **52**(7), e148–54.
29. Nguyen PH, DiGirolamo AM, Gonzalez-Casanova I, *et al.* (2018) *Influences of early child nutritional status and home learning environment on child development in Vietnam*. *Matern Child Nutr* **14**(1), e12468.
30. Kristjansson E, Francis DK, Liberato S, *et al.* *Food supplementation for improving the physical and psychosocial health of socio-economically disadvantaged children aged three months to five years*. *Cochrane Database Syst Rev* **2015**(3), CD009924.
31. Pimpin L, Kranz S, Liu E, *et al.* (2019) *Effects of animal protein supplementation of mothers, preterm infants, and term infants on growth outcomes in childhood: a systematic review and meta-analysis of randomized trials*. *Am J Clin Nutr* **110**(2), 410–429.
32. Sjarif DR, Yuliati K & Iskandar WJ (2019) *Daily consumption of growing-up reduces stunting among Indonesian toddlers*. *Med J Indonesia* **28**, 70–76.
33. Lee R, Singh L, van Liefde D, *et al.* (2018) *Milk powder added to a school meal increases cognitive test scores in Ghanaian children*. *J Nutr* **148**(7), 1177–1184.
34. Smithers LG, Golley RK, Mittinty MN, *et al.* (2013) *Do dietary trajectories between infancy and toddlerhood influence IQ in childhood and adolescence? Results from a prospective birth cohort study*. *PLoS One* **8**(3), e58904.
35. Miller AL, Lee HJ & Lumeng JC (2015) *Obesity-associated biomarkers and executive function in children*. *Pediatr Res* **77**(1–2), 143–7.
36. Bradley R (1988) *Using the HOME inventory to assess the family environment*. *Pediatr Nurs* **14**(2), 97–102.
37. *Double-duty actions for nutrition*. Policy Brief. World Health Organization. 2017.
38. World Health Organization. *Global nutrition targets 2025*. 2014.
39. Smithers LG, Lynch JW, Yang S, *et al.* (2013) *Impact of neonatal growth on IQ and behavior at early school age*. *Pediatrics* **132**(1), e53–60.
40. Aubuchon-Endsley NL, Grant SL, Berhanu G, *et al.* (2011) *Hemoglobin, growth, and attention of infants in southern Ethiopia*. *Child Dev* **82**(4), 1238–51.
41. Waber DP, Bryce CP, Girard JM, *et al.* (2014) *Impaired IQ and academic skills in adults who experienced moderate to severe infantile malnutrition: a 40-year study*. *Nutr Neurosci* **17**(2), 58–64.
42. Sudfeld CR, McCoy DC, Fink G, *et al.* (2015) *Malnutrition and its determinants are associated with suboptimal cognitive, communication, and motor development in Tanzanian children*. *J Nutr* **145**(12), 2705–14.
43. Ip P, Ho FKW, Rao N, *et al.* (2017) *Impact of nutritional supplements on cognitive development of children in developing countries: a meta-analysis*. *Sci Rep* **7**(1), 10611.
44. Larson LM and Yousafzai AK (2017) *A meta-analysis of nutrition interventions on mental development of children under-two in low- and middle-income countries*. *Matern Child Nutr* **13**(1).