

Journals

Sort by

Impact

Search journals

Search...

Filter

7.109

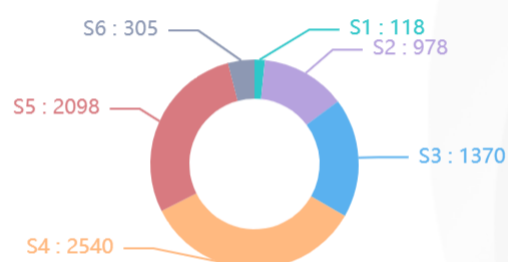
Total Journals



1.264

Total Publishers

Accreditations Level



Results for "Folia"

clear search

Previous 1 Next

Page 1 of 1 | Total Records 1



FOLIA MEDICA INDONESIA ✓

[Google Scholar](#) [Website](#) [Editor URL](#)

[Universitas Airlangga](#)

P-ISSN : 23558393 | E-ISSN : 2599056X | Subject Area : Education

S2 Accredited

Garuda Indexed



0,00
Impact



12
H5-index



723
Citations 5yr



962
Citations

FOLIA MEDICA INDONESIANA

Vol. 56 No. 4 December 2020

THE EFFECT OF CITRULLINE SUPPLEMENTATION ON LACTIC ACID BLOOD LEVEL AND OXYGEN SATURATION (SaO₂) IN SUBMAXIMAL PHYSICAL ACTIVITY

(Ibrahim Fastabiqi, Elyana Asnar, Harlina)

THE ROLE OF CYCLIN D1 AND VEGF IN RADIOTHERAPY RESPONSE OF ADVANCE STAGE UNDIFFERENTIATED NASOPHARYNGEAL CARCINOMA

(Ade Apun Nurhidayat, Afiafi, Hermin Aminah Usman, Bethy Suryawathy Herrowo)

MONITORING SERUM CREATININE, BLOOD UREA NITROGEN IN PATIENT'S BRAIN INJURY WITH MANNITOL THERAPY

(Erni A. Sari, Suhanjono, Joni Wahyudi)

CROSS-CULTURAL ADAPTATION OF INDONESIAN VERSION OF ACTIVITIES-SPECIFIC BALANCE CONFIDENCE SCALE FOR ELDERLY IN SURABAYA

(Andi Nuruzzaman, Rwahita Satyawati, Sri Marjati Mei Wulan)

EFFECT OF CELERY EXTRACT ON FRUCTOSE INDUCED INSULIN RESISTANCE *Rattus norvegicus*

(Dewi Angistevi Sukarno, Anifa Muslika, Purwo Sri Rejeki)

ORAL HEALTH STATUS AND THE BODY MASS INDEX IN YOUNG ADULTS

(Dzanuar Rahmawan, Viskesari P. Kallanjati, Abdurachman)

EFFECT OF ETHANOL EXTRACT OF MANGO STEEN PEEL ON SERUM MALONDIALDEHYDE AND LEUKOTRIENE B₄ LEVELS IN MALE WHITE RATS (*Rattus norvegicus*) WISTAR STRAIN EXPOSED WITH ELECTRIC CIGARETTE SMOKE

(Jernima Lewi Santoso, Harianto Notopuro, Ema Ournianingsih)

THE INFLUENCE OF ANTI-HIV-1 SPECIFIC IgY IN INHIBITING HIV-1 INFECTION IN BINDING PHASE WITH SYNCYTIUM EXAMINATION OF CD4 RECEPTOR DENSITY USING THE FLOWCYTOMETRY METHOD

(Wiwiek Indriyani Masloepi, Nasronudin, Sili Khasrinisa, Sri Agus Sudjarwo)

EPIDEMIOLOGY STUDY OF DENGUE VIRUS IN SURABAYA, BOGOR, AND BANGKALAN, INDONESIA 2008-2018

(Soegeng Soegijanto, Teguh Hari Sucipto, Kris Cahya Mulyana, Sili Churroin)

THE EFFECT OF MASSAGE STIMULATION ON THE GENERAL MOVEMENTS QUALITY IN BREASTFED PRETERM INFANT

(Elizabeth Beatrice Jonathan, Ahmad Suryawan, and Mira Irmawati)

Case Report: CONGENITAL PARAMENTAL URETHRAL CYST IN THE MALE: A CASE REPORT AND REVIEW OF LITERATURE

(Dian Paramita Okaviani, Saki Hossama, Soetjo)

Case Report: LOW VISION MANAGEMENT IN A 5-YEAR-OLD DUE TO RETINOPATHY OF PREMATURITY FOR LIFE QUALITY IMPROVEMENT

(Antonang Christina)

Case Report: SEMILUNAR SIGN OF TRANS-MEDIASTINAL HERNIATION OF GIANT BULLAE WITH TENSION HYDROPNEUMOTHORAX

(Anastasia Tjan, I Made Dwija Putra Ajusta, Dewa Gde Mahiswara)

International Online Distribution by ProQuest™

www.proquest.com

Folia Medica
Indonesiana

Vol. 56

No. 4

Page 245-324

Surabaya
December 2020

p-ISSN: 2355-8393
e-ISSN: 2599-056X

Vol. 56 No. 4 (2020): December

Published: 2021-01-14



Editorial Team



Kuntaman Kuntaman

Editor in Chief

Department of Medical Microbiology, Faculty of Medicine,
Universitas Airlangga; Indonesian Society for Clinical Microbiology,
Indonesia

0000-0003-4897-8879

Google Scholar

Scopus[®] 8700386400

6086035



Viskasari Pintoko Kalanjati

Associate Editor

Department of Anatomy Histology and Pharmacology, Faculty of
Medicine, Universitas Airlangga, Indonesia; International Federation
of Associations of Anatomists (IFAA), Indonesia

0000-0002-7005-0025

Google Scholar

Scopus[®] 54388384000

5975075



Lucky Prasetiowati

Editorial Board

PAAI, Indonesia

0000-0002-8929-9816

Google Scholar

Scopus[®] 57192906307

5995382



Muhammad Miftahussurur

Editorial Board

Universitas Airlangga, Indonesia; Baylor College Medicine, Houston,
US

0000-0003-1415-6033

Google Scholar

Scopus[®] 56323903000

6031037





Yoshio Yamaoka

Editorial Board

Oita University, Japan

 0000-0002-1222-5819

 Google Scholar

 55183784100




-




Purwo Sri Rejeki

Editorial Board

Department of Physiology and Biochemistry, Faculty of Medicine,
Universitas Airlangga, Surabaya, Indonesia

 0000-0003-2363-6362

 Google Scholar

 35088990700



6067303



Delvac Oceandy

Editorial Board

Division of Cardiovascular Sciences, Faculty of Biology, Medicine,
and Health, The University of Manchester, Manchester, United
Kingdom

 0000-0002-6242-6491



-

 6506557120



-



Andrew Paul Smith

Editorial Board

Centre for Occupational and Health Psychology, School of
Psychology, Cardiff University, Cardiff, United Kingdom

 0000-0001-8805-8028



-

 35429650000



-




Franco Servadei

Editorial Board

Department of Neurosurgery, Humanitas University, Italy

 0000-0002-3595-3464

 Google Scholar

 7006077203



-

Marten J Postma



Editorial Board

Faculty of Science, Swammerdam Institute for Life Sciences,
University of Amsterdam, Netherlands

 ID 0000-0002-3167-3633

 Google Scholar

 Scopus' -



Aryati Aryati

Editorial Board

PDS PATKLIN, Indonesia

 ID 0000-0001-9055-0177

 Google Scholar

 Scopus' 56054058600

 6043865



Dirk Jan Marie de Ridder

Editorial Board

Department of Development and Regeneration, Katholieke
Universiteit Leuven, Belgium

 ID -

 Google Scholar

 Scopus' -



Horie Shigeo

Editorial Board

Department of Urology, Faculty of Medicine, Juntendo University,
Japan

 ID 0000-0002-8612-8368

 -

 Scopus' 57222920684



Yusuke Suzuki

Editorial Board

Department of Nephrology, Faculty of Medicine, Juntendo University,
Japan

 ID -

 -

 Scopus' 8388474600



Hiroaki Kimura

Editorial Board





Department of Physical Medicine and Rehabilitation, Hiroshima University Hospital, Japan

 0000-0003-0005-5805

 -

 49763362000

 -



Bambang Purwanto

Editorial Board

Master Program of Sport Medicine, Dr. Soetomo General Academic Hospital, Indonesia

 0000-0002-3786-7068

 Google Scholar

 57152859900

 5987193



Arend Frederik Bos

Editorial Board

Division Neonatology, Faculty of Medical Sciences, University of Groningen, Netherlands

 -

 -

 36839156800

 -



Azimatul Karimah

Editorial Board

Dr. Soetomo General Academic Hospital, Surabaya, Indonesia

 0000-0002-0261-7878

 Google Scholar

 55640202700


 6058132



Reny I'tishom

Editorial Board

Department of Biomedical Sciences, Faculty of Medicine, Universitas Airlangga, Surabaya, Indonesia

 0000-0002-9971-7786

 Google Scholar

 57209243610

 5984521

Christianto Lumenta

Editorial Board



Bogenhausen Academic Teaching Hospital, Technical University,
Munich, Germany

 0000-0002-4030-0708

 -

 55397690000

 -



Irwanto Irwanto

Editorial Board

Department of Child Health, Universitas Airlangga, Indonesia

 0000-0002-7573-8793

 Google Scholar

 -


 255759



Jitti Hanprasertpong

Editorial Board

Division of Gynecologic Oncology, Department of Obstetrics and
Gynecology, Faculty of Medicine, Prince of Songkla University, Hat
Yai, Songkhla, Thailand

 0000-0002-0640-6824

 Google Scholar

 21740891300

 -



Surasak Sangkhathat

Editorial Board

Pediatric Surgery Unit, Department of Surgery, Prince of Songkla
University, Songkhla, Thailand

 0000-0003-3622-3233

 -

 6602156542

 -



Brahmaputra Marjadi

Editorial Board

Western Sydney University, Penrith, Australia

 0000-0003-0898-3737

 Google Scholar

 28267975300

 -


Asra Al Fauzi

Editorial Board





PERSPEBSI (Perhimpunan Spesialis Bedah Saraf Indonesia- INS),
Indonesia; Surabaya Neuroscience Institute (SNeI), Indonesia

 0000-0002-5155-2476

 Google Scholar

 Scopus[®] 57215857858

 5984620



Wihasto Suryaningtyas

Editorial Board

PERSPEBSI, Indonesia; Dr. Soetomo General Academic Hospital,
Indonesia

 0000-0002-1187-3777

 Google Scholar

 Scopus[®] 57216140907

 5987008



Siti Khaerunnisa

Editorial Board

Department of Physiology and Medical Biochemistry, Faculty of
Medicine, Universitas Airlangga, Surabaya, Indonesia

 0000-0002-6358-8265

 Google Scholar

 Scopus[®] 57205438945

 6072589



Achmad Naufal Irsyadi

Assistant Editor

Unit Konsorsium Jurnal dan Folia Medica Indonesiana, Indonesia

 0000-0001-9332-030X

 -

 Scopus[®] -

 -



Alfiananda Dwi Oktora Nugraheni

Assistant Editor

Unit Konsorsium Jurnal dan Folia Medica Indonesiana, Indonesia

 -

 -

 Scopus[®] -

 -

Username *

Password *

[Forgot your password?](#) Keep me logged in[Login](#)[Register](#)[Focus and Scope](#)[Publication Ethics](#)[Article Processing Charge](#)[Peer Reviewer](#)[Peer Reviewers Process](#)[Peer Reviewers Process Flowchart](#)[Open Access Statement](#)[Archiving](#)[Repository Policy](#)[Plagiarism](#)[Copyright Notice](#)[Contact](#)[Old Website](#)

Meet Our Editorial Team

**Kuntaman Kuntaman**

Editor in Chief

Universitas Airlangga, Surabaya, Indonesia

Scopus[®] 8700386400**Viskasari Pintoko Kalanjati**

Associate Editor

Universitas Airlangga, Indonesia

Scopus[®] 54388384000**Muhammad Miftahussurur**

Editorial Board

Universitas Airlangga, Indonesia

Scopus[®] 56323903000



[Read More](#)

Instruction For Author

[How to Submit](#)

[Guidelines for Authors](#)

[Online Submission](#)

[Document Template](#)

[CTA & Authors' Declaration](#)

ISSN

[Printed ISSN](#)

[Electronic ISSN](#)

Journal Standing



Reference Manager



Plagiarism Checker



External Links





In Collaboration with



Accreditation Certificate



Visitors



[View My Stats](#)

Indexed By





Information

[For Readers](#)

[For Authors](#)

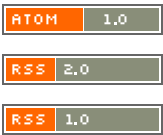
[For Librarians](#)

Keywords





Current Issue



Address

Folia Medica Indonesiana
 Unit Konsorsium Jurnal dan FMI, Faculty of Medicine, Universitas Airlangga
 Jalan Prof dr Moestopo 47, Surabaya 60131 Indonesia

Contact Info:

Phone: +62315020251 ext. 1199
 Fax: +62315022472
 Email: fmi@journal.unair.ac.id



Lembaga Inovasi, Pengembangan Jurnal,
 Penerbitan dan Hak Kekayaan Intelektual

LIPJPHKI

Gedung AUP, Kampus C, Universitas Airlangga, Kota Surabaya, Jawa Timur, 60115



This work is licensed under a Creative Commons Attribution-NonCommercial-ShareAlike 4.0 International License.



FOLIA MEDICA INDONESIA

Published by
Faculty of Medicine, Universitas Airlangga, Indonesia

p-ISSN 2355-8393
e-ISSN 2599-056X

Vol. 56 No. 4 (2020): December

Current Issue



p-ISSN 2355-8393

e-ISSN 2599-056X

FOLIA MEDICA INDONESIANA

Vol. 56 No. 4 December 2020

THE EFFECT OF CITRULLINE SUPPLEMENTATION ON LACTIC ACID BLOOD LEVEL AND OXYGEN SATURATION (SaO₂) IN SUBMAXIMAL PHYSICAL ACTIVITY

(Ibrahim Fastabiqi, Elyana Asnar, Harlina)

THE ROLE OF CYCLIN D1 AND VEGF IN RADIOTHERAPY RESPONSE OF ADVANCE STAGE UNDIFFERENTIATED NASOPHARYNGEAL CARCINOMA

(Ade Apun Nurhidayat, Afiafi, Hermin Aminah Usman, Bethy Suryawathy Herrowo)

MONITORING SERUM CREATININE, BLOOD UREA NITROGEN IN PATIENT'S BRAIN INJURY WITH MANNITOL THERAPY

(Erni A. Sari, Suhanjono, Joni Wahyudi)

CROSS-CULTURAL ADAPTATION OF INDOONESIAN VERSION OF ACTIVITIES-SPECIFIC BALANCE CONFIDENCE SCALE FOR ELDERLY IN SURABAYA

(Andi Nuruzaman, Rwahita Satyawati, Sri Marjati Mei Wulan)

EFFECT OF CELERY EXTRACT ON FRUCTOSE INDUCED INSULIN RESISTANCE *Rattus norvegicus*

(Dewi Angistevi Sukarno, Anifa Muslika, Purwo Sri Rejeki)

ORAL HEALTH STATUS AND THE BODY MASS INDEX IN YOUNG ADULTS

(Dzanuar Rahmawan, Viskasari P. Kallanjati, Abdurachman)

EFFECT OF ETHANOL EXTRACT OF MANGO STEEN PEEL ON SERUM MALONDIALDEHYDE AND LEUKOTRIENE B₄ LEVELS IN MALE WHITE RATS (*Rattus norvegicus*) WISTAR STRAIN EXPOSED WITH ELECTRIC CIGARETTE SMOKE

(Jernima Lewi Santoso, Harianto Notopuro, Ema Ournianingsih)

THE INFLUENCE OF ANTI-HIV-1 SPECIFIC IgY IN INHIBITING HIV-1 INFECTION IN BINDING PHASE WITH SYNCYTIUM EXAMINATION OF CD4 RECEPTOR DENSITY USING THE FLOWCYTOMETRY METHOD

(Wiwiek Indriyani Masloepi, Nasronudin, Sili Khatrunisa, Sri Agus Sudjarwo)

EPIDEMIOLOGY STUDY OF DENGUE VIRUS IN SURABAYA, BOGOR, AND BANGKALAN, INDONESIA 2008-2018

(Soegeng Soegijanto, Teguh Hari Sucipto, Kris Cahya Mulyana, Sili Churroin)

THE EFFECT OF MASSAGE STIMULATION ON THE GENERAL MOVEMENTS QUALITY IN BREASTFED PRETERM INFANT

(Elizabeth Beatrice Jonathan, Ahmad Suryawan, and Mira Irmawati)

Case Report: CONGENITAL PARAMEATAL URETHRAL CYST IN THE MALE: A CASE REPORT AND REVIEW OF LITERATURE

(Dian Paramita Okaviani, Saki Hoxama, Soetjo)

Case Report: LOW VISION MANAGEMENT IN A 5-YEAR-OLD DUE TO RETINOPATHY OF PREMATURITY FOR LIFE QUALITY IMPROVEMENT

(Antonang Christina)

Case Report: SEMILUNAR SIGN OF TRANS-MEDIASTINAL HERNIATION OF GIANT BULLAE WITH TENSION HYDROPNEUMOTHORAX

(Anastasia Tjan, I Made Dwija Putra Ayusta, Dewa Gde Mahiswara)

International Online Distribution by ProQuest™

www.proquest.com

Folia Medica
Indonesiana

Vol. 56

No. 4

Page 245-324

Surabaya
December 2020

p-ISSN: 2355-8393
e-ISSN: 2599-056X

Vol. 56 No. 4 (2020): December

Published: 2021-01-14

Front Matter

Front Matter Vol. 56, No. 4 December (2020)

Abstract : 84

PDF : 107

[PDF](#)

Back Matter

Back Matter Vol. 56, No. 4 December (2020)

Abstract : 79

PDF : 75

[PDF](#)

Original Research Report

The Effect of Citrulline Supplementation on Lactic Acid Blood Level and Oxygen Saturation (SaO₂) in Submaximal Physical Activity

[Ibrah Fastabiqi , Elyana Asnar , Harlina Harlina](#)

[245-247](#)

Abstract : 775

PDF : 521

[PDF](#)

The Role of Cyclin D1 and VEGF in Radiotherapy Response of Advance Stage Undifferentiated Nasopharyngeal Carcinoma

[Ade Apon Nurhidayat , Afiati Afiati , Hermin Aminah Usman , Bethy Suryawathy Hernowo](#)

[248-253](#)

Abstract : 412

PDF : 394

[PDF](#)

Monitoring Serum Creatinine, Blood Urea Nitrogen in Patients Brain Injury with Mannitol Therapy

- Erni A Sari , Suharjono Suharjono , Joni Wahyuhadi
- 254-260

Abstract : 1118

PDF : 576

[□ PDF](#)

Cross-Cultural Adaptation of Indonesian Version of Activities-Specific Balance Confidence Scale for Elderly in Surabaya

- Andi Nuruzzaman , Rwahita Satyawati , Sri Mardjiati Mei Wulan
- 261-268

Abstract : 874

PDF : 747

[□ PDF](#)

Effect of Celery Extract on Fructose Induced Insulin Resistance Rattus norvegicus

- Devitya Angielevi Sukarno , Arifa Mustika , Purwo Sri Rejeki
- 269-274

Abstract : 689

PDF : 470

[□ PDF](#)

Oral Health Status and The Body Mass Index in Young Adults

- Dzanuar Rahmawan , Viskasari P Kalanjati , Abdurachman Abdurachman
- 275-282

Abstract : 864

PDF : 499

[□ PDF](#)

Effect of Ethanol Extract of Mangosteen Peel on Serum Malondialdehyde and Leukotriene B4 Levels in Male White Rats (Rattus norvegicus) Wistar Strain Exposed with Electric Cigarette Smoke

- Jemima Lewi Santoso , Harianto Notopuro , Ema Qurnianingsih
- 283-289

Abstract : 530

PDF : 573

[PDF](#)

The Influence of Anti-Hiv-1 Specific IgY In Inhibiting HIV-1 Infection in Binding Phase with Syncytium Examination of CD4 Receptor Density Using the Flowcytometry Method

[Wiwiek Indriyani Maskoep , Nasronudin Nasronudin , Siti Khairunisa , Sri Agus Sudjarwo](#)
[290-295](#)

Abstract : 485

PDF : 392

[PDF](#)

Epidemiology Study of Dengue Virus In Surabaya, Bogor, and Bangkalan, Indonesia 2008-2018

[Soegeng Soegijanto , Teguh Hari Sucipto , Kris Cahyo Mulyatno , Siti Churrotin](#)
[296-301](#)

Abstract : 362

PDF : 380

[PDF](#)

The Effect of Massage Stimulation on the General Movements Quality in Breastfed Preterm Infant

[Elizabeth Beatrice Jonathan , Ahmad Suryawan , Mira Irmawati](#)
[302-308](#)

Abstract : 573

PDF : 484

[PDF](#)

Case Report/ Case Study

Congenital Paramental Urethral Cyst in The Male: A Case Report and Review of Literature

[Dian Paramita Oktaviani , Sakti Hoetama , Soetojo Soetojo](#)
[309-313](#)

Abstract : 769

PDF : 406

[PDF](#)

Low Vision Management in A 5-Years-Old Due to Retinopathy of Prematurity for Life Quality Improvement

- Christina Aritonang
- 314-319

Abstract : 727

PDF : 539

[□ PDF](#)

Semilunar Sign of Trans-Mediastinal Herniation of Giant Bullae with Tension Hydropneumothrax

- Anastasia Tjan , I Made Dwija Putra Ayusta , Dewa Gde Mahiswara
- 320-324

Abstract : 411

PDF : 369

[□ PDF](#)

Login

*Username **

*Password **

[Forgot your password?](#)

Keep me logged in

[Login](#) [Register](#)

Focus and Scope	Publication Ethics	Article Processing Charge	Peer Reviewer	Peer Reviewers Process
Peer Reviewers Process Flowchart	Open Access Statement	Archiving	Repository Policy	Plagiarism
Copyright Notice	Contact	Old Website		

Meet Our Editorial Team



Kuntaman Kuntaman

Editor in Chief

Universitas Airlangga, Surabaya, Indonesia

8700386400



Viskasari Pintoko Kalanjati

Associate Editor

Universitas Airlangga, Indonesia

54388384000



Muhammad Miftahussurur

Editorial Board

Universitas Airlangga, Indonesia

56323903000

[□ Read More](#)

Instruction For Author

[How to Submit](#)

[Guidelines for Authors](#)

[Online Submission](#)

[Document Template](#)

[CTA & Authors' Declaration](#)

ISSN

[Printed ISSN](#)

[Electronic ISSN](#)

FOLIA MEDICA INDONESIA

p-ISSN 2355-8393, e-ISSN 2599-056X

Vol. 56 no. 4 December 2020

CONTENTS

THE EFFECT OF CITRULLINE SUPPLEMENTATION ON LACTIC ACID BLOOD LEVEL AND OXYGEN SATURATION (SaO₂) IN SUBMAXIMAL PHYSICAL ACTIVITY (Ibrah Fastabiqi, Elyana Asnar, Harlina)	245 – 247
THE ROLE OF CYCLIN D1 AND VEGF IN RADIOTHERAPY RESPONSE OF ADVANCE STAGE UNDIFFERENTIATED NASOPHARYNGEAL CARCINOMA (Ade Apon Nurhidayat, Afiati, Hermin Aminah Usman, Bethy Suryawathy Hernowo)	248 – 253
MONITORING SERUM CREATININE, BLOOD UREA NITROGEN IN PATIENTS BRAIN INJURY WITH MANNITOL THERAPY (Erni A. Sari, Suharjono, Joni Wahyuhadi)	254 – 260
CROSS-CULTURAL ADAPTATION OF INDONESIAN VERSION OF ACTIVITIES-SPECIFIC BALANCE CONFIDENCE SCALE FOR ELDERLY IN SURABAYA (Andi Nuruzzaman, Rwahita Satyawati, Sri Mardjati Mei Wulan)	261 – 268
EFFECT OF CELERY EXTRACT ON FRUCTOSE INDUCED INSULIN RESISTANCE <i>Rattus norvegicus</i> (Devitya Angielevi Sukarno, Arifa Mustika, Purwo Sri Rejeki)	269 – 274
ORAL HEALTH STATUS AND THE BODY MASS INDEX IN YOUNG ADULTS (Dzanuar Rahmawan, Viskasari P. Kalanjati, Abdurachman)	275 – 282
EFFECT OF ETHANOL EXTRACT OF MANGOSTEEN PEEL ON SERUM MALONDIALDEHYDE AND LEUKOTRIENE B₄ LEVELS IN MALE WHITE RATS (<i>Rattus norvegicus</i>) WISTAR STRAIN EXPOSED WITH ELECTRIC CIGARETTE SMOKE (Jemima Lewi Santoso, Harianto Notopuro, Ema Qurnianingsih)	283 – 289
THE INFLUENCE OF ANTI-HIV-1 SPECIFIC IgY IN INHIBITING HIV-1 INFECTION IN BINDING PHASE WITH SYNCYTIUM EXAMINATION OF CD4 RECEPTOR DENSITY USING THE FLOWCYTOMETRY METHOD (Wiwiek Indriyani Maskoep, Nasronudin, Siti Khairunisa, Sri Agus Sudjarwo)	290 – 295
EPIDEMIOLOGY STUDY OF DENGUE VIRUS IN SURABAYA, BOGOR, AND BANGKALAN, INDONESIA 2008-2018 (Soegeng Soegijanto, Teguh Hari Sucipto, Kris Cahyo Mulyatno, Siti Churrotin)	296 – 301
THE EFFECT OF MASSAGE STIMULATION ON THE GENERAL MOVEMENTS QUALITY IN BREASTFED PRETERM INFANT (Elizabeth Beatrice Jonathan, Ahmad Suryawan, and Mira Irmawati)	302 – 308
Case Report: CONGENITAL PARAMENTAL URETHRAL CYST IN THE MALE: A CASE REPORT AND REVIEW OF LITERATURE (Dian Paramita Oktaviani, Sakti Hoetama, Soetojo)	309 – 313
Case Report: LOW VISION MANAGEMENT IN A 5-YEARS-OLD DUE TO RETINOPATHY OF PREMATURITY FOR LIFE QUALITY IMPROVEMENT (Aritonang Christina)	314 – 319
Case Report: SEMILUNAR SIGN OF TRANS-MEDIASTINAL HERNIATION OF GIANT BULLAE WITH TENSION HYDROPNEUMOTHORAX (Anastasia Tjan, I Made Dwija Putra Ayusta, Dewa Gde Mahiswara)	320 – 324

THE EFFECT OF MASSAGE STIMULATION ON THE GENERAL MOVEMENTS QUALITY IN BREASTFED PRETERM INFANT

Elizabeth Beatrice Jonathan, **Ahmad Suryawan**, Mira Irmawati

Department of Child Health, Dr. Soetomo Hospital, Faculty of Medicine, Universitas Airlangga, Surabaya, Indonesia

ABSTRACT

General movements (GMs) assessment is one of the modalities to detect abnormal infant development early, the examination of preterm infant development is very important. Preterm infant has a long-term health impact and the risk of neonatal morbidity and mortality, need breast milk as the best nutrition and also need stimulation, one of which is massage. This study aim to analyze massage stimulation effect on the general movements in breastfed preterm infant in Dr. Soetomo Hospital, Surabaya. A randomize control group pre-test post-test design was conducted on preterm infant, 39 babies were enrolled. Massage stimulation was done for 10 consecutive days 3 times in the neonatal ward while observing the condition. The quality assessment of GMs is according to the standardization of the Prechtl method, through two stages, taking video recording and editing GMs, and analysis the video recordings of GMs. Statistical by comparison test. The quality of preterm GMs in massage group (85.7%) and control group (69.6%) with $p=0.287$. The quality of GMs writhing in the massage group was dominated by abnormal GMs (65%), in control group were dominated by normal (63.2%) with $p=0.150$. In the fidgety GMs, the massage group (75%) and not massage (78.9%) were dominated by normal GMs, with $p=1.000$. There were no differences in the quality of preterm GMs, writhing GMs and fidgety GMs for preterm infants in both group.

Keywords: Preterm; low birth weight; massage, breastfed; general movements

ABSTRAK

General movements (GMs) merupakan salah satu modalitas mendeteksi gangguan perkembangan bayi secara dini sehingga pemeriksaan perkembangan bayi prematur sangat penting. Oleh karena, bayi prematur memiliki dampak jangka panjang kesehatan maupun risiko morbiditas dan mortalitas. Air susu ibu (ASI) merupakan nutrisi penting bagi bayi prematur selain stimulasi, salah satunya adalah pijat. Tujuan penelitian ini adalah menganalisis pengaruh pijat terhadap kualitas general movements bayi prematur ASI di RSUD Dr. Soetomo Surabaya. Rancangan randomized control group pre-test post-test pada bayi prematur, bulan Februari-November. Sebanyak 39 bayi dianalisis. Pijat dilakukan selama 10 hari berturut-turut, 3 kali sehari di neonatal intermediate dan nicu IRD dengan mengamati kondisi bayi. Penilaian kualitas GMs menggunakan standardisasi metode Prechtl, melalui dua tahap, mengambil rekaman video dan mengedit GMs, dan menganalisis rekaman video GMs. Statistik dengan uji komparasi. Kualitas GMs preterm kelompok pijat (85,7%) dan tidak pijat (69,6%) dengan $p=0,287$. Kualitas GMs writhing kelompok pijat didominasi abnormal GMs (65%), pada kelompok tidak pijat didominasi normal GMs (63,2%) dengan $p=0,150$. GMs fidgety, kelompok pijat (75%) dan tidak pijat (78,9%) didominasi normal GMs, dengan $p=1.000$. Tidak terdapat perbedaan kualitas GMs preterm, GMs writhing dan GMs fidgety pada kedua kelompok.

Kata kunci: Prematur; berat badan lahir rendah; pijat; air susu ibu; general movements

Correspondence: Ahmad Suryawan, Jl. Prof. Dr. Moestopo no.6-8. Surabaya, Department of Child Health Faculty of Medicine, Universitas Airlangga/Dr. Soetomo Hospital Surabaya, Indonesia. Phone: +6281553810009.

E-mail: ahmad.suryawan@fk.unair.ac.id

pISSN:2355-8393 • eISSN: 2599-056x • doi: <http://dx.doi.org/10.20473/fmi.v56i4.23416>
 • Fol Med Indones. 2020;56:302-308 • Received 14 Jun 2019 • Accepted 12 Dec 2019
 • Open access under CC-BY-NC-SA license • Available at <https://e-journal.unair.ac.id/FMI/>

INTRODUCTION

Preterm infants are babies born less than 37 weeks of gestation from the first day of the last menstruation, where premature babies have a long-term health impact and the risk of neonatal morbidity and mortality (WHO 2012). Indonesia is the ninth in the world, more than

15% of babies are born prematurely each year (WHO 2012). Preterm are at risk more than 50% for neurobehavioral disorders, such as motor incoordination, cognitive impairment, attention disorders, and behavioral disorders (Anderson & Doyle 2003). Optimal nutrition for preterm infants aims to match the rate of growth in the uterus. Breast milk is the

best food for newborns, both term or preterm (Underwood 2013).

Preterm infant need stimulation, one of which is massage (Field 2014). Massage stimulation is the initial form of communication that we have with babies, which combines aspects of closeness, eye contact, smiling and facial expressions (Lee 2005). Some meta-analysis studies, 72% of preterm infant who were massaged, gave positive reactions in terms of optimizing growth and development (Field 2014, Diego et al 2007).

The assessment of General Movements (GMs) is one of the modalities to detect abnormal infant development early so that the examination of the development of preterm infant is very important (Khan et al, 2014). The abnormalities of GMs show subplate dysfunction and efferent motor system connections in the brain and are at high risk of cerebral palsy or minor neurological dysfunction (MND), attention deficit hyperactive disorders (ADHD) as well as cognitive problems at school age (Algra 2007, Hadders-Algra 2004).

General movements (GMs) has good validity to predict the risk of a child's developmental disorder (Suryawan et al 2008). The first 2 to 4 months of life have been shown to have a very high predictive value with a sensitivity of 94.5% and a specificity of 85% (Einspieler & Prechtl 2005). The quality of GMs in newborn babies in Indonesia were predominantly abnormal, where high risk of developmental disorder at a later time. And also lower birth weight more likely shows abnormal GMs (Suryawan et al 2008). The aim of this study is to analyze massage effect in general movements of breastfed preterm in Dr. Soetomo Hospital Surabaya.

MATERIALS AND METHODS

The research conducted is part of the study "The effect of massage on preterm infants who are breastfed". Experimental, with a research design using randomize control group pre-test post-test design. The sampling was completed based on total sampling with consecutive sampling techniques, divided to massage and control group, through various inclusion criteria (preterm infants born at the age below 37 weeks of pregnancy in RSUD Dr. Soetomo who received breast milk, birth body weight less than 2500 grams, babies and parents living in Surabaya, babies in good condition, parents are willing to sign an informed consent to take part in the study) and exclusion (infants

with congenital abnormalities, infants who need surgery, experience poor conditions so that they need a ventilator aid, parents or guardians refuse to be included in this study. Drop out criteria include: parents withdraw from research participation, die before completing the three recording periods of GMs, missing from observation because they moved to an unknown location, GMs record cannot be evaluated.

Massage stimulation was done for 10 consecutive days 3 times in the neonatal ward while observing the condition. The quality assessment of GMs is according to the standardization of the Prechtl method, through two stages, taking video recording and editing GMs, and analysis the video recordings of GMs. Both group will recording for preterm GMs from 28 weeks to 36/38 weeks, writhing GMs from 36/38 weeks to 46/52 weeks and fidgety from 46/52 to 54/58 weeks. Recording of preterm period babies in the neonate section Dr. Soetomo Hospital Surabaya, the writhing and fidgety period was carried out during outpatient clinic or with home visit. Statistical analysis of Chi-square, Fisher's exact, Independent T-test, and Mann-Whitney U test were used with p-value of <0.05 being significant. The Research Ethics Committee of the Dr. Soetomo Hospital, Surabaya, approved this study.

RESULTS

A total of 44 babies were included during this study period, 21 babies were intervened and 23 babies were controls. Both groups were examined by anthropometry and preterm GMs. During the writhing period there were 2 babies lost-of-observation infants, 1 baby was excluded because it was found with congenital abnormalities (hydrocephalus) and 1 baby died in the not massage group and 1 baby died in the massage group. From 44 babies there were 39 babies were examined for anthropometry and recording writhing GMs. This amount were same at the end of the observation, which is carried out by anthropometric and fidgety GMs. Some videos in this study that were not technically feasible were not analyzed.

Table 1 shows the characteristic subjects, where gestational age were not significantly difference in both groups and also the others characteristics. Only mother educational level was significantly with $p=0.007$. Meanwhile, Prenatal, perinatal and pasca-natal characteristics were not significantly difference in both groups, shows in Table 2.

Table 1. General characteristics of research subjects

Characteristics	Massage n=20	Control n=19	P
General characteristics			
Gestational age, average (SD)	33.1 (1.972)	32.96 (2.033)	0.820 ⁽³⁾
Pregnancy, average (SD)	2.81 (2.015)	2.35 (1.695)	0.414 ⁽³⁾
Anthropometry at birth, mean (SD)			
Birth weight	1629.29 (395.450)	1661.09 (425.612)	0.799 ⁽³⁾
Birth length	42.62 (3.584)	41.61 (3.726)	0.366 ⁽³⁾
Head circumference is born	29.05 (2.156)	29.48 (2.042)	0.500 ⁽³⁾
Age gets breast milk, average (SD)	4.10 (4.10)	4.35 (4.35)	0.775 ⁽³⁾
Length of stay, average (SD)	19.43 (10.661)	16.52 (13.055)	0.426 ⁽³⁾
Age of infants when recorded GMs, week (mean (SD))			
Preterm GMs period	34.95 (1.658)	34.57 (1.472)	0.416 ⁽³⁾
Writhing GMs period	42.40 (1.603)	42.16 (1.675)	0.647 ⁽³⁾
Fidgety GMS period	55.55 (1.731)	55.32 (1.600)	0.648 ⁽³⁾
Gender, n (%)			
Boy	9 (42.9)	10 (43.5)	1.000 ⁽¹⁾
Girl	12 (57.1)	13 (56.5)	
Father's job, n (%)			
Work	21 (100)	22 (95.7)	1.000 ⁽²⁾
Does not work	0 (0)	1 (4.3)	
Father's education, n (%)			
Elementary school	0 (0)	3 (13.0)	0.117 ⁽⁴⁾
Junior high school	3 (14.3)	2 (8.7)	
High school	10 (47.6)	14 (60.9)	
Academy	1 (4.8)	1 (4.3)	
Bachelor	7 (33.3)	3 (13.0)	
Mother's job, n (%)			
Work	11 (52.4)	7 (30.4)	0.241 ⁽¹⁾
Does not work	10 (47.6)	16 (69.6)	
Mother's education, n (%)			
Elementary school	0 (0)	3 (13.0)	0.007 ⁽⁴⁾
Junior high school	3 (14.3)	2 (8.7)	
High school	7 (33.3)	15 (65.2)	
Academy	0 (0)	2 (8.7)	
Bachelor	11 (52.4)	1 (4.3)	
Family income, n (%)			
<650,000	0 (0)	1 (4.3)	0.591 ⁽⁴⁾
650,000 - 1,300,000	1 (4.8)	1 (4.3)	
1,300,000	20 (95.2)	21 (91.3)	
Number of families in house, n (%)			
One family	9 (42.9)	11 (47.8)	0.978 ⁽¹⁾
More than one family	12 (57.1)	12 (52.2)	
Home ownership, n (%)			
One's own	6 (28.6)	3 (13.0)	0.138 ⁽⁴⁾
Family owned	11 (52.4)	12 (52.2)	
Belongs to other people (rent)	4 (19.0)	8 (34.8)	

Note: 1). Chi-square; 2). Fisher's exact; 3). Independent T-test; 4). Mann-Whitney U test

From the statistical analysis found body weight was not significantly difference in massage and control groups in the beginning of observation (birth and preterm period), during observation (writhing period) body weight in massage group was higher (3236.50 (666.043) gram) than control group (3096.84 (591.834) gram), at the end of observation (fidgety period) body weight in

massage group also was higher (5727.00 (843,171) gram) than control group (5494.74 (1092.410) gram) are shown in Table 3. Body length and head circumference in both groups were not significantly difference either at the beginning, during and the end of observation (Table 3).

Table 2. Prenatal, perinatal and pasca-natal characteristics

Characteristics	Massage n=20	Control n=19	P
Prenatal			
History of illness during pregnancy, n (%)	10 (47.6)	10 (43.5)	1.000 ⁽¹⁾
Bad events during pregnancy, n (%)	3 (14.3)	2 (8.7)	0.658 ⁽²⁾
Never give birth less months, n (%)	3 (14.3)	2 (8.7)	0.658 ⁽²⁾
Drinking pregnant milk, n (%)	13 (61.9)	19 (82.6)	0.230 ⁽¹⁾
Pre-eclampsia / eclampsia, n (%)	6 (28.6)	6 (26.1)	1.000 ⁽¹⁾
Perinatal			
Type of labor, n (%)	9 (42.9)	6 (26.1)	0.588 ⁽¹⁾
Spontaneous	12 (57.1)	17 (73.9)	
Caesarean section	0 (0)	1 (4.3)	1.000 ⁽²⁾
Asphyxia, n (%)	9 (42.9)	12 (52.2)	0.752 ⁽¹⁾
Difficulty in labor, n (%)	12 (57.1)	17 (73.9)	0.393 ⁽¹⁾
High risk of labor	11 (52.4)	11 (47.8)	1.000 ⁽¹⁾
Premature rupture of membranes, n (%)	13 (61.9)	12 (52.2)	0.729 ⁽³⁾
Jaundice, n (%)	0 (0)	1 (4.3)	1.000 ⁽²⁾
Hypoglycemia, n (%)	1 (4.8)	0 (0)	0.477 ⁽²⁾
Sepsis, n (%)			
Pasca-natal			
Nutrition intake, n (%)	6 (30.0)	3 (15.8)	0.318 ⁽⁴⁾
Exclusive breastfeeding	6 (30.0)	6 (31.6)	
Dominant breast milk	8 (40.0)	10 (52.6)	
Dominant formula			
Main Caregiver, n (%)	15 (75.0)	13 (68.4)	0.873 ⁽⁴⁾
Mother (parent) alone	2 (10.0)	6 (26.3)	
Family (grandfather, grandmother, etc.)	0 (0)	1 (5.3)	
Maid	3 (15.0)	0 (0)	
Others	1 (5.0)	2 (10.5)	0,605 ⁽²⁾
History of admission, n (%)			

Note: 1). Chi-square; 2). Fisher's exact; 3). Independent T-test; 4). Mann-Whitney U test

Table 3. Anthropometric differences in massage and control groups

Group	Massage	Control	p value
Birth weight, mean (SD) gram	1629.29 (395.450)	1661.09 (425.612)	0.799
Birth length, mean (SD) cm	42.62 (3.584)	41.61(3.726)	0.366
Head circumference, mean (SD) cm	29.05 (2.156)	29.48 (2.042)	0.500
Weight, mean (SD) gram	1687.67 (290.477)	1738.00 (342.068)	0.603
Length, mean (SD) cm	43.38 (3.263)	43.13 (3.706)	0.814
Head circumference, mean (SD) cm	30.12(1.816)	30.59 (1.474)	0.352
Weight, mean (SD) gram	3236.50 (666.043)	3096.84 (591.834)	0.494
Length, mean (SD) cm	50.10 (3.007)	49.47 (2.913)	0.513
Head circumference, mean (SD) cm	35.58 (1.563)	35.15 (1.312)	0.362
Weight, mean (SD) gram	5727.00 (843.171)	5494.74 (1092.410)	0.461
Length, mean (SD) cm	60.31(2.738)	60.08 (2.844)	0.802
Head circumference, mean (SD) cm	39.86 (1.629)	39.52(1.952)	0.559

Note: Significant if p value is < 0,05, Independent T-test

Table 4. Differences in the quality of preterm GMs, writhing GMs and fidgety GMs in the massage and control groups

GMs Period	Massage	Control	P
Preterm GMs, n (%)			
Normal	3 (14.3)	7 (30.4)	0.287 ⁽¹⁾
Abnormal	18 (85.7)	16 (69.6)	
Writhing GMs, n (%)			
Normal	7 (35.0)	12 (63.2)	0.150 ⁽²⁾
Abnormal	13 (65.0)	7 (36.8)	
Fidgety GMs, n (%)			
Normal	15 (75.0)	15 (78.9)	1.000 ⁽¹⁾
Abnormal	5 (25.0)	4 (21.1)	

Note: 1). Chi-square; 2). Fisher exact

The quality of preterm GMs in massage group (85.7%) and control group (69.6%) with $p=0.287$. The quality of GMs writhing in the massage group was dominated by abnormal GMs (65%), in not massage group were dominated by normal (63.2%), with $p=0.150$. In the fidgety GMs, the massage group (75%) and control group (78.9%) were dominated by normal GMs, with $p=1.000$ (Table 4).

DISCUSSION

In this study, the education of undergraduate mothers in massage group was higher than control group ($p=0.007$) (Table 1). Education and income levels are strong indicators in describing socio-economic status and predicting family health status (Joseph et al 2014). The level of education can determine the mindset and understanding of parents on how to educate and care for children, the selection of quality and quantity of nutritional intake. Good parenting factors have an impact on children's growth and development (Blumenshine et al 2011).

Preterm infants should be screened early, early intervention after birth. The initial intervention can be carried out by the NICU, such as massage, touch, multi-sensory stimulation. This is a simple, economical, effective and useful thing in improving the quality of the premature baby (Ma et al 2014, Bouwstra et al 2003). Exclusive breastfeeding given at least 6 months shows optimal quality GMs (healthy infant population age of 3 months) (Bouwstra 2003).

This study, increased body weight in both groups with a mean increase in body weight in massage group (5727.00 (843,171) grams) and control group (5494.74 (1092,410) grams) ($p=0,461$) (Table 3). Preterm infant will lose about 10-15% of weight in the first week of birth. To assess the growth and adequacy of nutrition targets the speed of increase between 15-20

grams/kg/day, 1 cm increase in length/week and head circumference 0.5-1 cm/week (Deirdre and Diane, 2012). Massage stimulation has an effect on weight gain by increasing insulin (increasing glucose conversion for both short and long-term storage) and IGF-1 (stimulating cell growth), reducing cortisol levels and increasing vagal activity, increasing body weight by reducing the effect of cortisol inhibition on insulin secretion (Field et al 2008).

The quality of preterm GMs in massage and control groups did not differ significantly, $p=0.287$ (Table 4). Preterm infants are at risk of disruption of efferent motor connections between subplate-cortex and spinal caused by disruption of cortical subplate formation and white matter damage due to a breakdown of premature gestation (Algra 2007). Abnormal GMs occur due to subplate cortex damage or dysfunction or connective tissue that runs descending through the area of white matter (Kostovic & Jovanov-Milosevic 2006). Pathological conditions of prenatal, perinatal and postnatal periods can show abnormal GMs, such as maternal diabetes, maternal hypertension, premature of rupture membranes, dexamethasone therapy during the neonatal period and administration of antenatal anti-epilepsy drugs (Bos et al 1998), asphyxia and neonatal hyperbilirubinemia (Prechtl 1993) also low birth weight (Suryawan et al 2008).

In this study, writhing GMs was carried out at almost the same gestational age, and no significant difference was found in the two groups ($p=0,150$) (Table 4). The beginning of the writhing GMs period begins at 36-38 weeks PMA, where the subplate will experience a broad period of shrinkage through a process that runs parallel and along with the growth of the callosal and cortico-cortical area in the cortex (Kostovic & Jovanov-Milosevic 2006). In this period, the behavior status of the baby can be clearly assessed and the disappearance of the wave image of slow activity on preterm EEG (Vanhatalo et al 2005). Subsequent developments will

be strongly associated with changes in the function of g-aminobutyric acid (GABA) which was originally excitatory to be inhibitory (Vanhatalo et al 2005). The glutamate system describes developmental changes between weeks 36-38 PMA to post-6-8 weeks, where cortical-glutamate receptors experience transient over-expression (Vanhatalo et al 2005).

In this study, fidgety GMs were performed at almost the same gestational age, massage group at 55.55 gestational age (SD 1,731) weeks and control group at 55.32 gestational age (SD 1,600) weeks, no differences were found between massage group and control group, with a value of $p=1,000$ (Table 4) In the fidgety GMs period changes occur in the membrane of the central nervous system neurons, changes in the intervention of muscles (regression of poly-neural muscle innervation), changes in spinal circuits (increased effect of Renshaw inhibition) and changes in supraspinal level organization (Hadders-Algra & Prechtl 1992). Absolute abnormal GMs in the fidgety period (2-4 months post term) were able to predict cerebral palsy with an accuracy rate of 85-98% (Hadders-Algra & Groothuis 1999).

Prechtl et al (1993) stated that the importance of quality GMs during fidgety period because 69% of normal GMs can show normal neurological outcome, abnormal GMs show 98% abnormal neurologists (82% cerebral palsy and 13% minor neurological sign). Abnormal absolute fidgety GMs are at risk of MND, ADHD and cognitive related problems, if cerebral palsy does not occur. Mild mild fidgety GMs at risk of MND, ADHD and aggressive behavioral disorders (Hadders-Algra & Groothuis 1999).

GMs are produced by central pattern generators (CPG) located in the brain stem, corticospinal or reticulospinal tracts, where damage to CPG can provide an abnormal picture of GMs (Einspieler & Prechtl, 2005). The brains of preterm infants are immature, have strong plasticity, thus requiring early intervention can improve the quality of GMs to reduce or prevent injury from CPG, the corticospinal tract or the reticulospinal tract (Ma et al., 2014).

Abnormal-quality GMs at 3 months post term are associated with a variety of conditions (premature birth, IUGR, hyperbilirubinemia, Down syndrome, and non-optimal LCPUFA pre- and post-natal status (Bouwstra, 2003). Abnormal GMs show an association with the area of white matter in the neocortex area, the descending connection to the spinal majority must go through the internal and basal ganglia capsules in the periventricular white matter area (Guzetta et al., 2003).

CONCLUSION

The quality of preterm GMs, writhing GMs and fidgety GMs for preterm infants were not significantly differences in both groups.

ACKNOWLEDGMENT

We would like acknowledge to Hari Basuki Notobroto, MD, PhD who support statistical analysis in this study.




REFERENCES

- Algra M (2007). Putative neural substrate of normal and abnormal general movements. *J Neo Bio Rev.* 31: 1181-1190.
- Anderson P, Doyle LW (2003). Neurobehavioral outcomes of school age children born extremely low birth weight or very preterm in the 1900s. *JAMA.* 289: 3264-3272.
- Blumenshine PM, Egerter SA, Libet ML, et al (2011). Father, Ås Education: An Independent Marker of Risk for Preterm Birth. *Matern Child Health J.* 15: 60-67.
- Bos AF, Martijn A, Okken A, et al (1998). Quality of general movements in preterm infants with transient periventricular echodensities. *Acta Pñdiatr.* 87:328-335.
- Bouwstra H, Dijck-Brouwer DAJ, Wildeman JAL, et al (2003). Long-chain polyunsaturated fatty acids have a positive effect on the quality of general movements of healthy term infants. *Am J Clin Nut.* 78:313-318.
- Deirdre E, Diane MI (2012). Nutrition. Dalam: Cloherty JP, Eichenwald EC, Stark AR. Editor. *Manual of Neonatal Care.* Edisi ke-7. Lippincott William Wilkins; Philadelphia: pp 114-136.
- Diego M, Field T, Hernandez-Reif M, et al (2007). Preterm infant massage elicits consistent increases in vagal activity and gastric motility that are associated with greater weight gain. *Acta Pediatr.* 96: 1588-1591.
- Einspieler C, Prechtl HFR (2005). Prechtl's assessment of general movements : A diagnostic tool for the functional assessment of the young nervous system. *Ment Retard Dev Disabil Res Rev.* 11: 61-67.
- Field T (2014). Massage therapy research review. *Complement Ther Clin Pract.* 20; 224-229.
- Field T, Diego M, Hernandez-Reif M, et al (2008). Insulin and Insulin-Like Growth Factor-1 Increased in Preterm Neonates Following Massage Therapy. *J Dev Behav Pediatr.* 29: 463-466.
- Guzetta A, Mercuri E, Rapisardi G (2003). General movements detect early signs of hemiplegi in term

- infant infant with neonatal cerebral infarction. *Neuropediatr.* 34: 61-66.
- Hadders-Algra M (2004). General movements: a window for early identification of children at high risk for developmental disorders. *J Pediatr.*145: 512-518.
- Hadders-Algra M, Groothuis AMC (1999). Quality of general movements in infancy is related to neurological dysfunction, ADHD, and aggressive behaviour. *Dev Med Child Neurol.* 41: 381-391.
- Hadders-Algra M, Prechtl HFR (1992). Developmental course of general movements in early infancy, I: descriptive analysis of change in form. *Early Hum Dev.* 28: 201-214.
- Joseph KS, Fahey J, Shankardass K, et al (2014). Effects of socioeconomic position and clinical risk factors on spontaneous and iatrogenic preterm birth. *Pregnancy Childbirth.* 14: 1-6.
- Khan OA, Garcia-Sosa R, Hageman JR, et al (2014). Core concepts-neonatal neurological examination. *Neo Reviews.* 14: 316-324.
- Kostovic, Jovanov-Milosevic (2006). The development of cerebral connections during the first 20-45 weeks,Â gestation. *Semin Fetal Neonatal Med.* 11: 415-422.
- Lee H (2005). The effect of infant massage on weight gain, physiological and behavioral responses in premature infants. *J Korean Acad Nurs.* 35: 1451-1460.
- Ma L, Yang B, Meng L, et al (2014). Effect of early intervention on premature infants,Â general movements. *Brain Dev.* 37: 387-393.
- Prechtl HFR, Ferrari F, Cioni G (1993). Predictive value of general movements in asphyxiated fullterm infants. *Early Hum Dev.* 35: 91-120.
- Suryawan A, Permono B, Witarini KA, et al (2008). Assessment of the quality of general movements in newborn infants: a tool to predict developmental disorders at an early age. *Paediatr Indones.* 48:292-298.
- Suryawan A, Witarini KA, Etika R, et al (2008). Evaluasi Penggunaan Metode Prechtl untuk Menilai Kualitas Gerakan Spontan Bayi Muda Sehat: Pengalaman RSUD Dr. Soetomo Surabaya. *Sari Pediatri.* 9: 363-369.
- Underwood MA (2013). Human milk for the premature infants. *Pediatr Clin N Am.* 60:189-207.
- Vanhatalo S, Voipio J, Kaila K (2005). Full-band EEG (FbEEG): an emerging standard in electroencephalography. *Clin Neurophysiol.* 116: 1-8.
- WHO (2012). March of Dimes, Partnership for Maternal, Newborn & Child Health, Save the Children. *Born too soon: the global action report on preterm birth.*

Lampiran 15. Etik Penelitian

F.LITB.003

	
<p>KOMITE ETIK PENELITIAN KESEHATAN RSUD Dr. SOETOMO SURABAYA</p> <p>KETERANGAN KELAIKAN ETIK (" ETHICAL CLEARANCE ")</p> <p>23 / Panke.KKE / I / 2018</p>	
<p>KOMITE ETIK RSUD Dr. SOETOMO SURABAYA TELAH MEMPELAJARI SECARA SEKSAMA RANCANGAN PENELITIAN YANG DIUSULKAN, MAKA DENGAN INI MENYATAKAN BAHWA PENELITIAN DENGAN JUDUL :</p> <p style="text-align: center;">" Pengaruh Pijat terhadap Kualitas <i>General Movements</i> Bayi Prematur ASI "</p>	
<p>PENELITI UTAMA : Dr. Ahmad Surayawan, dr., Sp.A (K)</p>	
<p>PENELITI LAIN : 1. Dr. Irwanto, dr., Sp.A (K) 2. Mira Irmawati, dr., Sp.A (K) 3. Martono Tri Utomo, dr., Sp.A (K) 4. Elizabeth Beatrice Jonathan, dr 5. I Dewa Ayu Agung Sridharaswari, dr 6. Rewina Intan Asmarani, dr</p>	
<p>UNIT / LEMBAGA / TEMPAT PENELITIAN : RSUD Dr. Soetomo Surabaya</p> <p>DINYATAKAN LAIK ETIK</p>	
<p>Berlaku dari : 29 JAN 2018 s.d 29 JAN 2019</p> <p>Surabaya, 29 JAN 2018</p>	
	
<p>(Dr. Elizeus Hanindito, dr., Sp.An, KIC.KAP) NIP. 19511007 197903 1 002</p>	