

[View issue contents](#)

---

Select all    Export selected citations

---

## Integrative medicine in COVID-19—Letter to the Editor

Open Access    Letter    First published December 23, 2021

[Benefit of OTC Formula Against COVID-19—Statistical Analysis Explained](#)

Leon Margolin Jeremy Luchins Daniel MargolinMichelle MargolinSanford Lefkowitz

[PDF / EPUB](#)

---

## Original Manuscript

Open Access    Research article    First published December 23, 2021

[Artemisia lactiflora Extracts Prevent Inflammatory Responses of Human Macrophages Stimulated with Charcoal Pyrolysis Smoke](#)

Nateelak Kooltheat Kamonrat ChujitKanjana NuangnongNuttikarn Nokkaew  
[...]

[View all](#)

[Preview abstract](#)

[PDF / EPUB](#)

---

## Original Manuscript

Open Access    Research article    First published December 13, 2021

[Can the Multi-Theory Model \(MTM\) of Health Behavior Change Explain the Intent for People to Practice Meditation?](#)

Manoj Sharma MBBS, PhDMatthew Asare MPH, PhDRam Lakhan DrPH [...]

[View all](#)

[Preview abstract](#)

[PDF / EPUB](#)

---

## Original Manuscript

Open Access | Research article | First published December 9, 2021

[Antioxidant, Anti-Inflammatory, Acute Oral Toxicity, and Qualitative Phytochemistry of The Aqueous Root Extract of \*Launaea cornuta\* \(Hochst. Ex Oliv. & Hiern.\)](#)

Evans Kapanat Akimat George Isanda Omwenga Gervason Apiri Moriasi Mathew Piero Ngugi

[Preview abstract](#)

[PDF / EPUB](#)

---

## Letter-to-the-Editor

Open Access | Letter | First published November 11, 2021

[Benefit of OTC Formula Against COVID-19 Is Explained by Selection Bias](#)

Harri Hemilä

[PDF / EPUB](#)

---

## Topical Review Article

Open Access | Review article | First published October 17, 2021

[Phytochemical and Therapeutic Potential of \*Citrus grandis\* \(L.\) Osbeck: A Review](#)

Rusat Jahin Anmol M. PharmShabnam Marium M. PharmFei Tsong Hiew PhD  
[...]

[View all](#)

[Preview abstract](#)

[PDF / EPUB](#)

---

## Topical Review Article

Open Access | Review article | First published September 9, 2021

[Complementary and Alternative Therapies for Weight Loss: A Narrative Review](#)

Pei Lin Lua PhD Nurul Afiedia Roslim MSc, PhD Aryati Ahmad PhD Mardiana Mansor MSc  
[...]

[View all](#)

[Preview abstract](#)

[PDF / EPUB](#)

---

## Topical Review Article

Open Access | Review article | First published August 13, 2021

[Natural Supplements for COVID19—Background, Rationale, and Clinical Trials](#)

Melody Hermel MD Megan Sweeney MPH Yu-Ming Ni MDRobert Bonakdar MD  
[...]

[View all](#)

[Preview abstract](#)

[PDF / EPUB](#)

---

## Topical Review Article

Open Access | Review article | First published August 13, 2021

[Systematic Review and Meta-Analysis of the Efficacy of MLC901 \(NeuroAiD II™\) for Acute Ischemic Brain Injury in Animal Models](#)

I. G. M. Aswin R. Ranuh MDGadis Meinari MD, PhD Budi Utomo MD, PhD [...]

[View all](#)

[Preview abstract](#)

[PDF / EPUB](#)

---

## Original Manuscript

Open Access | Research article | First published August 5, 2021

[Annona muricata Linn and Khaya grandifoliola C.DC. Reduce Oxidative Stress \*In Vitro\* and Ameliorate Plasmodium berghei-Induced Parasitemia and Cytokines in BALB/c Mice](#)

Hope Onohuean MSc, PhD Fellow Abdullateef I. Alagbonsi PhD [...]

[View all](#)

[Preview abstract](#)

[PDF / EPUB](#)

---

## Original Manuscript

Open Access | Research article | First published July 22, 2021

[Myofascial Pain Syndrome Focused on the Upper Trapezius Muscle: A Comparative Randomized Controlled Trial of the Court-Type Traditional Thai Massage versus the Thai Hermit](#)

[Preview abstract](#)

PDF / EPUB

---

## Original Manuscript

Open Access | Research article | First published July 6, 2021

[20-Week Study of Clinical Outcomes of Over-the-Counter COVID-19 Prophylaxis and Treatment](#)

Leon Margolin MD, PhD Jeremy Luchins PhD Daniel Margolin BscMichelle MargolinSanford Lefkowitz MSc

[Preview abstract](#)

PDF / EPUB

---

## Integrative medicine in COVID-19

### Original Article

Open Access | Research article | First published May 31, 2021

[Add-on Ayurveda Treatment for Early Stage COVID-19: A Single Center Retrospective Cohort Study From Gujarat, India](#)

Anup Thakar PhD Kalpesh Panara PhD Falgun Patel MD (Ayu) Shital Bhagiya PhD [...]

[View all](#)

[Preview abstract](#)

PDF / EPUB

---

## Original Manuscript

Open Access | Research article | First published May 26, 2021

[Reno-Hepatoprotective and Antidiabetic Properties of Methanol Leaf Extract of \*Laportea Aestuans\* in Wistar Rats](#)

Oluwaseyi Adegoke Adetunji MSc Jeremiah Olorunjuwon Olugbami PhD [...]

[View all](#)

[Preview abstract](#)

PDF / EPUB

---

## Topical Review Article

Open Access | Research article | First published April 29, 2021

[Meta-Analysis of Aidi Injection and First-Generation Epidermal Growth Factor Receptor-Tyrosine Kinase Inhibitor Therapy in Treating Advanced Non-Small Cell Lung Cancer](#)

Na Xiao MD Hailang He MDJing Wang MDLi Zhang MDBrandon Chow MD  
[...]

[View all](#)

[Preview abstract](#)

[PDF / EPUB](#)

---

## Original Manuscript

Open Access | Research article | First published April 27, 2021

[Meditation Monologue can Reduce Clinical Injection-Related Anxiety: Randomized Controlled Trial](#)

Dai Sugimoto PhD, ATC Nathalie R. Slick MSDavid L. Mendel MDCynthia J. Stein MD, MPH  
[...]

[View all](#)

[Preview abstract](#)

[PDF / EPUB](#)

---

## Original Manuscript

Open Access | Research article | First published April 27, 2021

[Genetic Polymorphism of Tumor Necrosis Factor-Alpha, Interferon-Gamma and Interleukin-10 and Association With Risk of Mycobacterium Tuberculosis Infection](#)

Gashaw Adane MScMuluaem Lemma MScDemeke Geremew MScTekeba Sisay MSc  
[...]

[View all](#)

[Preview abstract](#)

[PDF / EPUB](#)

---

## Original Article

Open Access | Research article | First published April 27, 2021

[Physicochemical Variation in Nanogold-Based Ayurved Medicine Suvarna Bhasma Produced by Various Manufacturers Lead to Different In Vivo Bioaccumulation Profiles](#)

Snehasis Biswas MTechMukesh Chawda BAMSKapil Thakur PhDRamacharya Gudi MDJayesh Bellare PhD

[Preview abstract](#)

[PDF / EPUB](#)

---

## Original Article

Open Access | Research article | First published April 25, 2021

[Parent-Child Mindfulness-Based Training: A Feasibility and Acceptability Study](#)

Courtney H. Guenther PhD Rebecca L. Stephens PhD Macy L. Ratliff MSSarah J. Short PhD

[Preview abstract](#)

[PDF / EPUB](#)

---

## Original Manuscript

Open Access | Research article | First published April 22, 2021

[Effects of Triphala on Lipid and Glucose Profiles and Anthropometric Parameters: A Systematic Review](#)

Wiraphol Phimarn PharmD, MSc Bunleu Sungthong Dr.rer.natHiroyuki Itabe PhD

[Preview abstract](#)

[PDF / EPUB](#)

---

## Original Article

Open Access | Research article | First published April 8, 2021

[National Internet-Based Survey of the Use, Barriers, Reasons and Beliefs of Mind-Body Practices During the Early Months of the COVID-19 Pandemic](#)

Tracy Hellem PhD, RN Sandra Benavides-Vaello PhD, RNRuth Taylor-Piliae PhD, RN, FAHA, FAAN

[Preview abstract](#)

[PDF / EPUB](#)

---

## Original Manuscript

Open Access | Research article | First published March 31, 2021

[Cassia Abbreviata Enhances Glucose Uptake and Glucose Transporter 4 Translocation in C2C12 Mouse Skeletal Muscle Cells](#)

F. D. Y. Kamga-Simo, III PhD G. P. Kamatou PhD. Ssemakalu PhD. J. Shai PhD

[Preview abstract](#)

[PDF / EPUB](#)

---

Integrative Medicine in COVID-19

Topical Review Article

[Open Access](#) | [Review article](#) | First published March 31, 2021

[Licorice: A Potential Herb in Overcoming SARS-CoV-2 Infections](#)

Swee Li Ng BPharm(Hons)Kooi-Yeong Khaw PhDYong Sze Ong PhDHui Poh Goh PhD  
[...]

[View all](#)

[Preview abstract](#)

[PDF / EPUB](#)

---

Research Article

[Open Access](#) | [Research article](#) | First published March 24, 2021

[A Recent Achievement in the Discovery and Development of Vaccines and Therapeutic Agents in the Race for COVID-19 Protection and Treatment](#)

Zemene Demelash Kifle MScEngidaw Fentahun Enyew MScAbebe Basazn Mekuria MSc

[Preview abstract](#)

[PDF / EPUB](#)

---

Original Manuscript

Open Access | Research article | First published February 26, 2021

[Exploring the Biochemical Basis of the Meridian Tropism Theory for the Qi-Invigorating Traditional Chinese Medicine Herb \*Panax ginseng\*](#)

Mengmei Li MDYu Chen MDZhongzhen Cai MDJie Teng MDQian Feng MD  
[...]

[View all](#)

[Preview abstract](#)

PDF / EPUB

---

## Original Article

Open Access | Research article | First published February 18, 2021

[Jatropha Neopauciflora Pax Latex Exhibits Wound-Healing Effect in Normal and Diabetic Mice](#)

Ana Bertha Hernandez-Hernandez PhDFrancisco Javier Alarcon-Aguilar PhD[...]

[View all](#)

[Preview abstract](#)

PDF / EPUB

---

## Topical Review Article

Open Access | Review article | First published February 16, 2021

[Review of Whole Plant Extracts With Activity Against Herpes Simplex Viruses In Vitro and In Vivo](#)

Anna Garber MSc Lianna Barnard BHScChris Pickrell ND

[Preview abstract](#)

PDF / EPUB

---

## Original Article

Open Access | Research article | First published February 16, 2021

[Antimalarial Activity of Seed Extracts of \*Schinus molle\* Against \*Plasmodium berghei\* in Mice](#)

Abebe Basazn Mekuria Mestayet GetaEshetie Melese Birru Desalegn Asmelashe Gelayee

[Preview abstract](#)

PDF / EPUB

---



## Original Article

Open Access | Research article | First published February 10, 2021

### [Effect of Structured Yoga Program on Stress and Professional Quality of Life Among Nursing Staff in a Tertiary Care Hospital of Delhi—A Small Scale Phase-II Trial](#)

Suprakash Mandal MDPuneet Misra MD, MPH Gautam Sharma MDRajesh Sagar MD  
[...]

[View all](#)

[Preview abstract](#)

[PDF / EPUB](#)

---

## Original Article

Open Access | Research article | First published February 3, 2021

### [Is There an Association Between Social Support and Pain Among Individuals Living With Multiple Sclerosis?](#)

Khrisha B. Alphonsus PhD Carl D'Arcy PhD

[Preview abstract](#)

[PDF / EPUB](#)

---

## Editor-in-Chief

### **Christopher Chang**

University of California, Davis, CA, USA

## Editorial Board

### **Donald Patrick Albert, PhD**

Sam Houston State University, USA

### **Thomas Arcury**

Wake Forest University, USA

### **Julia T. Arnold, PhD**

Bethesda, Maryland, USA

### **Ann Linda Baldwin**

University of Arizona, USA

### **Marianna K. Baum**

Robert Stempel College of Public Health and Social Work, Florida International University, Miami, Florida, USA

### **Catheryn Booth-LaForce**

University of Washington, Seattle, USA

### **Changyi Chen**

Baylor College of Medicine, USA

### **Lawrence J. Cheskin**

John Hopkins Bloomberg School of Public Health, Baltimore, Maryland, USA

### **Ian D. Coulter**

University of California, Los Angeles (UCLA), USA

### **Edzard Ernst, MD, PhD, FMed Sci, FSB, FRCP, FRCP(Edin)**

Peninsula College of Medicine and Dentistry, United Kingdom

### **Patricia Evans, MD**

University of Texas Southwestern Medical Center, USA

### **Muhammad Nabeel Ghayur**

McMaster University, Canada

### **David Griesemer, MD**

Levine Children's Hospital, Charlotte, NC, USA

### **Oliver Grundmann**

University of Florida, USA

**Ameenah Gurib-Fakim, PhD**

University of Mauritius, the Republic of Mauritius

**Mitchell Haas, DC, MA**

University of Western States, USA

**Andrew D. Halpner, PhD**

Douglas Laboratories, USA

**Gary Hoff, DO**

Des Moines University, USA

**Randolph M. Howes, MD, PhD**

Johns Hopkins Hospital, USA

**Merrijoy Kelner**

University of Toronto, Canada

**Kathi J. Kemper, MD, MPH**

Ohio State University, Columbus, OH, USA

**Qisheng Li**

National Institutes of Health, USA

**Chenghai Liu**

Shanghai University of Traditional Chinese Medicine, China

**Tieraona Low Dog, MD**

Professor Emeritus, University of Arizona College of Medicine, USA

**Laurie Mischley, ND**

Bastyr University, USA

**Gerard E. Mullin**

Johns Hopkins Hospital, USA

**Delvac Oceandy**

University of Manchester, UK

**Kenneth R. Pelletier**

University of Arizona School of Medicine, USA

**Karen Pilkington, PhD**

University of Westminster

**Todd D. Porter, PhD**

University of Kentucky, USA

**Bashar Saad, PhD**

Al-Qasemi Academic College, Israel

**Zahoor Shah**

University of Toledo, College of Pharmacy, USA

**Rakesh Sharma**

Florida State University, USA

**Paul D. Terry, PhD, MPH**

University of Tennessee, USA

**Gail Tudor, PhD**

Husson University, USA

**Guo-qing Zheng, PhD, MD**

Wenzhou Medical College, Wenzhou, China

Former Editors-in-Chief

**Bruce Buehler**

University of Nebraska Medical Center, USA

**Roger A. Brumback, MD**

**Carolyn Chambers Clark, EdD, RN, ARNP, FAAN**

**Susan Gaylord, PhD**

The University of North Carolina at Chapel Hill, USA


**Rena J. Gordon, PhD**

**Jonathan Zeuss, MD**

# Journal of Evidence-Based Integrative Medicine

**COUNTRY**

United Kingdom

 Universities and research institutions in United Kingdom

 Media Ranking in United Kingdom

**SUBJECT AREA AND CATEGORY**

Medicine  
Complementary and Alternative Medicine

**PUBLISHER**

SAGE Publications Ltd

**H-INDEX**

**39**

**PUBLICATION TYPE**

Journals

**ISSN**

2515690X

**COVERAGE**

2018-2021

**INFORMATION**

- [Homepage](#)
- [How to publish in this journal](#)
- [jebim@editorialoffice.co.uk](mailto:jebim@editorialoffice.co.uk)


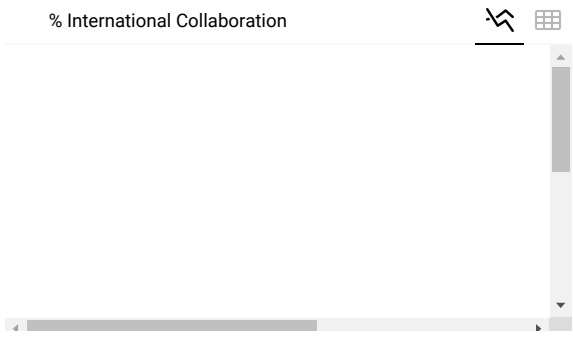
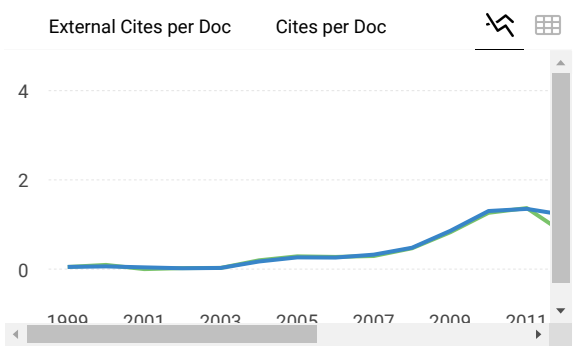
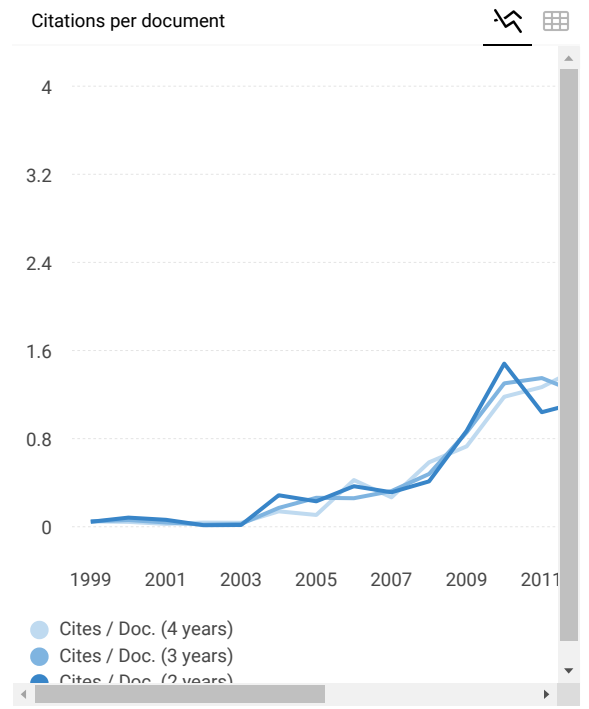
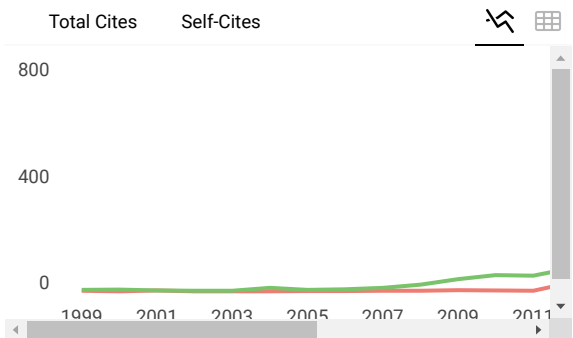
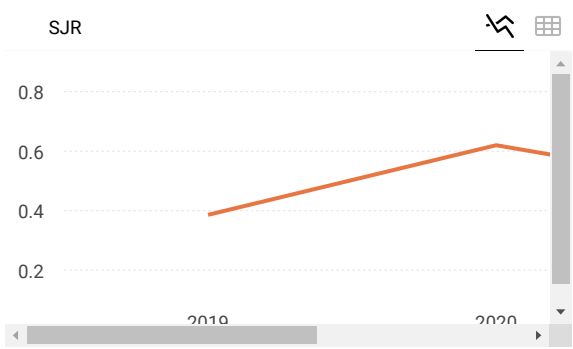
**SCOPE**

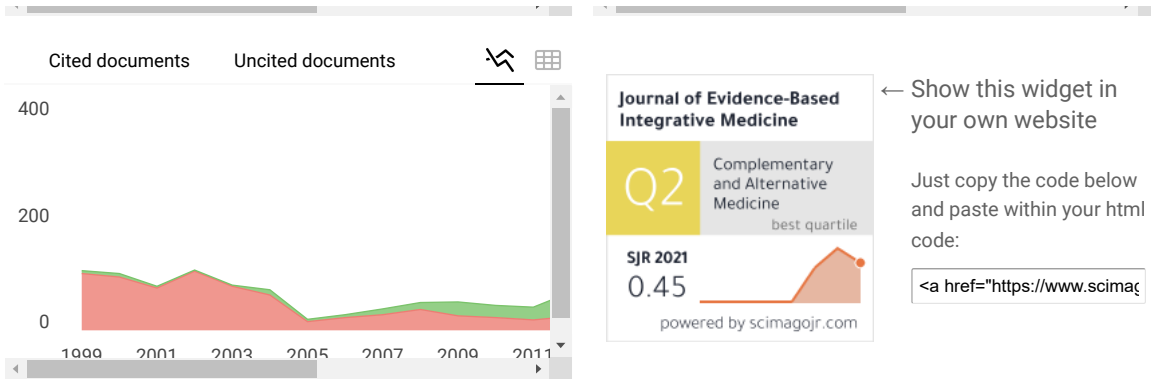
The Journal of Evidence-Based Integrative Medicine (JEBIM) is an interdisciplinary, peer-reviewed, open access, biomedical journal whose aim is to create a global platform for hypothesis-driven and evidence-based research in all fields of integrative medicine. The journal's objective is to publish papers which impart scientific validity to Integrative Medicine methods that are indispensable and inevitable in today's world. All papers will be peer reviewed by experts in their respective fields, and papers will be accepted based on their scientific merit. It is the goal of the Journal to help remove the "myth" and provide scientific rationale for the various methodologies and theories of Integrative Medicine. All submissions will be reviewed based on their scientific merit and only papers with sound study design, valid statistical analyses and logical conclusions will be accepted.

 Join the conversation about this journal

FIND SIMILAR JOURNALS ?


<p>1 <b>European Journal of Integrative Medicine</b> DEU</p> <p><b>63%</b> similarity</p>	<p>2 <b>Journal of integrative medicine</b> SGP</p> <p><b>61%</b> similarity</p>	<p>3 <b>Complementary Therapies in Medicine</b> USA</p> <p><b>60%</b> similarity</p>	<p>4 <b>BMC Complementary and Alternative Medicine</b> GBR</p> <p><b>6</b> s</p>
---	--	--	--





**SCImago Graphica**

Explore, visually communicate and make sense of data with our [new data visualization tool](#).



Metrics based on Scopus® data as of April 2022

**N Nigusie Bitew** 2 years ago

I select your website to publish my paper the title of ethnobotanical study of medicinal plants.

with regards  
Nigusie Bitew

reply



**Melanie Ortiz** 2 years ago

SCImago Team

Dear Nigusie, thank you very much for your comment, we suggest you look for the author's instructions/submission guidelines in the journal's website. Best Regards,  
SCImago Team

**D Dr Najmus Sehar** 2 years ago


I want to publish my original research article in your journal.

reply

# Systematic Review and Meta-Analysis of the Efficacy of MLC90I (NeuroAiD II™) for Acute Ischemic Brain Injury in Animal Models

Journal of Evidence-Based Integrative Medicine  
Volume 26: 1-7  
© The Author(s) 2021  
Article reuse guidelines:  
sagepub.com/journals-permissions  
DOI: 10.1177/2515690X211039219  
journals.sagepub.com/home/cam



I. G. M. Aswin R. Ranuh, MD<sup>1</sup>, **Gadis Meinar Sari, MD, PhD<sup>2</sup>**,  
Budi Utomo, MD, PhD<sup>3</sup>, Nur Setiawan Suroto, MD<sup>1</sup>,  
and Asra Al Fauzi, MD, PhD<sup>1</sup> 

## Abstract

**Introduction.** Moleac (MLC) 90I is a traditional Chinese medication approved by the Sino Food and Drug Administration in 2001 for treating stroke. This study aims to analyze the efficacy of MLC90I in animal stroke models after medial cerebral artery occlusion (MCAO). **Methods.** Literature selection was performed according to the guidelines of the Preferred Reporting Items for Systematic Review and Meta-Analysis Protocols (PRISMA) 2015. Inclusion criteria for the experimental studies were the use of animal models, publication in English between 1990 and 2020, information regarding the intervention technique used, and outcomes regarding the efficacy of MLC90I administration. **Results.** MLC90I administration resulted in significantly less infarction volume by a mean difference of 17.17 compared to the control group ( $p < .00001$ ). The MLC90I group resulted in significant improvement in 5-bromo-20-deoxyuridine (BrdU)-positive cells expression by a mean difference of 662.79 ( $p < .00001$ ) and neurological function, which was indicated by a mean difference in the Bederson Neurological Outcome Score of 1.40 ( $p < .00001$ ). **Conclusions.** MLC90I administration in an animal stroke model resulted in a better reduction in infarction volume and improvement in BrdU expression and neurologic function. These data could help in further determining the efficacy of MLC90I for acute ischemic brain injury in humans.

## Keywords

MLC90I, infarction volume, BrdU expression, Bederson Neurological Outcome Score, ischemic stroke

Received May 5, 2021. Received revised June 22, 2021. Accepted for publication July 24, 2021.

## Introduction

Strokes can be classified into 2 major categories: ischemic stroke and hemorrhagic stroke. Ischemic strokes account for about 80% of stroke cases, while hemorrhagic strokes account for 20%, although the proportions of types depend on the population.<sup>1</sup> In the United States, 795,000 people experience a stroke, and 610,000 of these are new strokes.<sup>2</sup> In Europe, the incidence of stroke ranges from 95 to 290 per /100,000 per each year based on recently published studies.<sup>3</sup> The incidence of transient ischemic attack (TIA) ranges from 28 to 59 per /100,000 each /year.<sup>3</sup>

Stroke is the cause of 15.4% of all deaths in Indonesia. Based on age and sex, it has a mortality rate of 99/100,000 cases.<sup>4</sup> The prevalence itself has reached 0.0017% and 0.022% in rural and urban parts of Indonesia, respectively.<sup>4</sup>

Although stroke remains a leading cause of morbidity and mortality worldwide, numerous failures in stroke trials have led to some pessimism regarding stroke care. In this vein,

<sup>1</sup> Department of Neurosurgery, Faculty of Medicine, Universitas Airlangga—Dr. Soetomo General Academic Hospital, Surabaya, Indonesia

<sup>2</sup> Department of Physiology and Medical Biochemistry, Faculty of Medicine, Universitas Airlangga, Surabaya, Indonesia

<sup>3</sup> Department of Public Health and Preventive Medicine, Faculty of Medicine, Universitas Airlangga, Surabaya, Indonesia

## Corresponding Author:

Asra Al Fauzi, MD, PhD, Department of Neurosurgery, Faculty of Medicine, Universitas Airlangga—Dr. Soetomo General Academic Hospital, Surabaya 60286, Indonesia.

Email: asra.al@fk.unair.ac.id





NeuroAiD (MLC601) has previously been reported to have some beneficial clinical effects in stroke patients.<sup>5</sup>

Moleac (MLC) 901 is a traditional Chinese medication approved by the Sino Food and Drug Administration in 2001 and used widely as a treatment for post-stroke patients to improve neurological function in China, especially in the non-acute phase.<sup>6,7</sup> MLC901 is a simplified version of a previous form, MLC601, which contains 9 herbal components, namely Radix Astragali, Radix Salviae Miltorrhizae, Radix Paeoniae Rubra, Rhizoma Chuanxiong, Radix Angelicae Sinensis, Carthamus Tinctorius, Prunus Persica, Radix Polygalae, and Rhizoma Acori Tatarinowii.<sup>5</sup> The traditional Chinese medicine added to the MLC901 capsule has the effect of Qi restoration and blood circulation improvement after ischemic stroke based on traditional Chinese medication theory.<sup>8</sup> Several pharmacologic studies have shown that NeuroAiD II<sup>®</sup> has neuroprotective effects on neurons undergoing ischemic damage, leading to cognitive function and post-stroke recovery. The neurotropic effects of this medication are derived through stimulation of cell proliferation, neurite growth, and synaptogenesis and the prevention of hippocampal damage from global ischemic injury.<sup>7,9</sup> Previous studies have also reported its effectiveness in improving outcomes in stroke through the promotion of neuroprotection and brain plasticity as well as increased cerebral blood flow (CBF).<sup>10</sup> A correlation between MLC901 administration and decreased infarct volume, the stimulation of basal neurogenesis,<sup>11</sup> and neurological outcome (as shown as Bederson neurological outcome score) has also been reported.<sup>12,13</sup>

Rodents have been known to serve as excellent models for studying human stroke. Tagaya et al in 1997 demonstrated the first reported increase in significant cellular damage of the striatum in rodent animals after performing middle cerebral artery occlusion (MCAO).<sup>14</sup> The damage from brain injury was assessed by Bederson et al in 1986 after performing the same procedure, which led to the development of a grading system through several tests on rats called the Bederson Neurological Outcome Score for assessing and classifying the degree of brain injury.<sup>15</sup> Infarct volume has long been associated with the outcome of ischemic stroke in animal models and humans.<sup>16</sup> It has been studied with the use of multiple therapeutic approaches to treating cerebral infarction, such as endovascular recanalization therapy.<sup>17,18</sup> MLC901 has been reported to have a beneficial effect on total infarct volume, with a study by Heurteaux et al confirming reduced infarct volume after MCAO after MLC901 administration.<sup>5</sup> Further, 5-bromo-20-deoxyuridine (BrdU) has been evaluated as an indicator for infarct volume in animal models through immunohistochemical staining along with the use of Ki67, a protein specifically expressed during the active phases of the cell cycle. BrdU is a nucleotide analog incorporated into DNA during the process of replication.<sup>19</sup>

This meta-analysis aims to analyze the efficacy of MLC901 in reducing infarction volume, increasing neuroproliferation as shown as BrdU (5-bromo-20-deoxyuridine)-positive cells in the dentate gyrus subgranular zone (SGZ), and neurological function through the Bederson Neurological Outcome Score in animal models with acute ischemic stroke.

**Table 1.** Literature Search Date.

Article Database	Date
MEDLINE/PubMed	21 October 2020
ScienceDirect	24 August 2020
Cochrane Library	21 October 2020
Google Scholar	29 August 2020

**Table 2.** MeSH Terms (MEDLINE/PubMed).

No.	Keywords
#1	NeuroAiD II <sup>TM</sup>
#2	Moleac901
#3	MLC901
#4	#1 OR #2 OR #3
#5	Ischemic Stroke
#6	Ischemic Brain Injury
#7	#5 OR #6
#8	Animal Models
#9	in Vitro
#10	#8 OR #9
#11	Efficacy
#12	Outcomes
#13	#11 OR #12
#14	#4 AND #7 AND #10

## Methods

### Information Source and Search Strategy

The literature selection was performed according to the guidelines of the Preferred Reporting Items for Systematic Review and Meta-Analysis Protocols (PRISMA) 2015.<sup>20</sup> A literature search was conducted through MEDLINE/PubMed, ScienceDirect, Cochrane Library and Google Scholar (Table 1).

Search strategy was using MeSH terms in MEDLINE/PubMed (Table 2). Articles were excluded if the title or abstract did not fulfill the inclusion criteria. Full-text reviews were carried out on several articles depending on the inclusion eligibility criteria.

### Eligibility Criteria

Criteria for inclusion of the experimental studies were the use of animal models, publication in English between 1990 and 2020, information regarding the animal model and technique of the intervention used, and outcomes regarding the efficacy of MLC901 administration. Studies with ischemic stroke animal models and the administration of NeuroAiD II (MLC901) were also included (Table 3).

Review articles, editorials, commentaries, or publications without a peer-review process were excluded from this systematic review. Meta-analyses, systematic reviews, and randomized controlled trials were also excluded. Studies on cases other than acute ischemic brain injury in samples were also excluded.

### Data Extraction

Extracted data included study characteristics (publication year; sample size), efficacy results (infarction volume; BrdU expression;

**Table 3.** Population-Intervention-Control-Outcome (PICO).

Population	Intervention	Control	Outcome
Acute ischemic brain injury animal models	NeuroAid II® (MLC901)	Vehicle	Infarction volume BrdU expression Bederson Neurological Outcome Score

Bederson Outcome Neurologic Score). Data extraction was conducted independently by 3 investigators. Any differences were resolved by senior author.

### Risk of Bias Assessment

We used Systematic Review Center for Laboratory Animal Experimentation (SYRCLE)'s risk of bias tool for experimental studies on animal models to rate risk of bias of the included studies.<sup>21</sup> We synthesised data in narrative and summary of findings in tabular formats.

### Statistical Analysis

This meta-analysis utilized Statistical Package for the Social Sciences (SPSS) version 24 and Revman version 5.4 from the Cochrane Review for statistical analysis.<sup>20</sup>

## Results

### Study Selection and Bias

The search strategy identified a total of 105 studies after the duplicates were excluded, 4 of which were selected for further evaluation on the basis of the inclusion criteria and content, as shown in Figure 1. The risk of bias was assessed using Systematic Review Centre for Laboratory Animal Experimentation (SYRCLE)'s risk of bias tool for experimental studies on animal models.<sup>21</sup> The results of the assessment of the risk of bias are displayed in Table 4.

In all the studies analyzed for full-text review, the baseline characteristics of the samples, including age and weight, were provided. However, the randomization process of the assignment to the treatment or control group was not clearly elucidated. All studies explained the blinding of the researchers when administering the intervention. However, all studies except for one (Widmann et al, 2018) mentioned the blinding of the researchers with respect to the outcome data extraction. Biases of attrition and data reporting were not clearly elucidated.

MLC901 administration resulted in significantly less infarction volume by a mean difference of 17.17 mm<sup>3</sup> compared to the control group ( $p < .00001$ ; Figure 2).

In terms of BrdU expression, MLC901 administration resulted in a significantly higher number of expressions by a mean difference of 662.79 positive cells ( $p < .00001$ ; Figure 3).

In terms of neurological function, MLC 901 resulted in a lower Bederson Neurological Outcome Score, indicating better neurologic function, by a mean difference of 1.40 (0-3) ( $p < .00001$ ; Figure 4).

## Discussion

In this systematic review, we evaluated the effect of MLC901 on infarction volume reduction, BrdU-positive cells expression, and Bederson Neurological Outcome Scores. MLC901 is known to be widely used as a treatment for post-stroke patients to improve neurological function, especially in the non-acute phase in China.<sup>6,7</sup>

Studies have shown that MLC901, the active component of the drug NeuroAid II®, improves recovery in the acute and recovery phases of stroke. It is also considered to be safe and well-tolerated, and it can reduce early vascular events since it has been shown not to modify hemostasis, hematology, and biochemistry properties in normal subjects and stroke patients.<sup>22</sup> Several studies on animal models of acutely ischemic brain injury have also shown promising results in regard to MLC901 administration.<sup>9,11-13</sup> These studies included infarction volume reduction of the brain, BrdU-positive cells expression as an indicator of neuroproliferation capability, and Bederson Outcome Neurological Score as an indicator of neurological function.

### Infarction Volume

Three out of the 4 studies were analyzed for their results on the effect of MLC 901 on infarction volume.<sup>5,12,13</sup>

Gandin et al (2016) compared the infarction volume of the brains in rats after MCAO and treatment with MLC901 for 5 weeks before the MCAO induction and sacrifice of the mice for analysis.<sup>12</sup> The reported total infarct volume was lower in the group administered MLC901 compared to the vehicle-treated group ( $56.1 \pm 0.3$  vs.  $39.8 \pm 0.2$ ;  $p < .01$ ). Furthermore, the treatment group also showed significantly reduced brain edema compared to the vehicle group. This is consistent with the theory that MLC901 promotes neurogenesis and synaptogenesis with an increase of brain-derived neurotrophic factor (BDNF), thus preventing further brain damage and stimulating brain plasticity and subsequent neuro-repair after brain injury.<sup>12</sup> Although this study administered MLC901 5 weeks prior to MCAO, several other studies confirmed the efficacy of MLC901 administration after the incidence of acute brain ischemia itself.<sup>7,11</sup>

Heurteaux et al (2010) reported significantly decreased infarction volume on acute ischemic stroke in mice treated with MLC901 ( $p < .01$ ). In this study, the acute administration of MLC901 induced a survival rate of 90% compared to 69.5% in ischemic vehicle-treated mice.<sup>5</sup> Additionally, the study also reported a markedly increased survival rate in rats with a six-week pre-treatment protocol of MLC901 during the MCAO

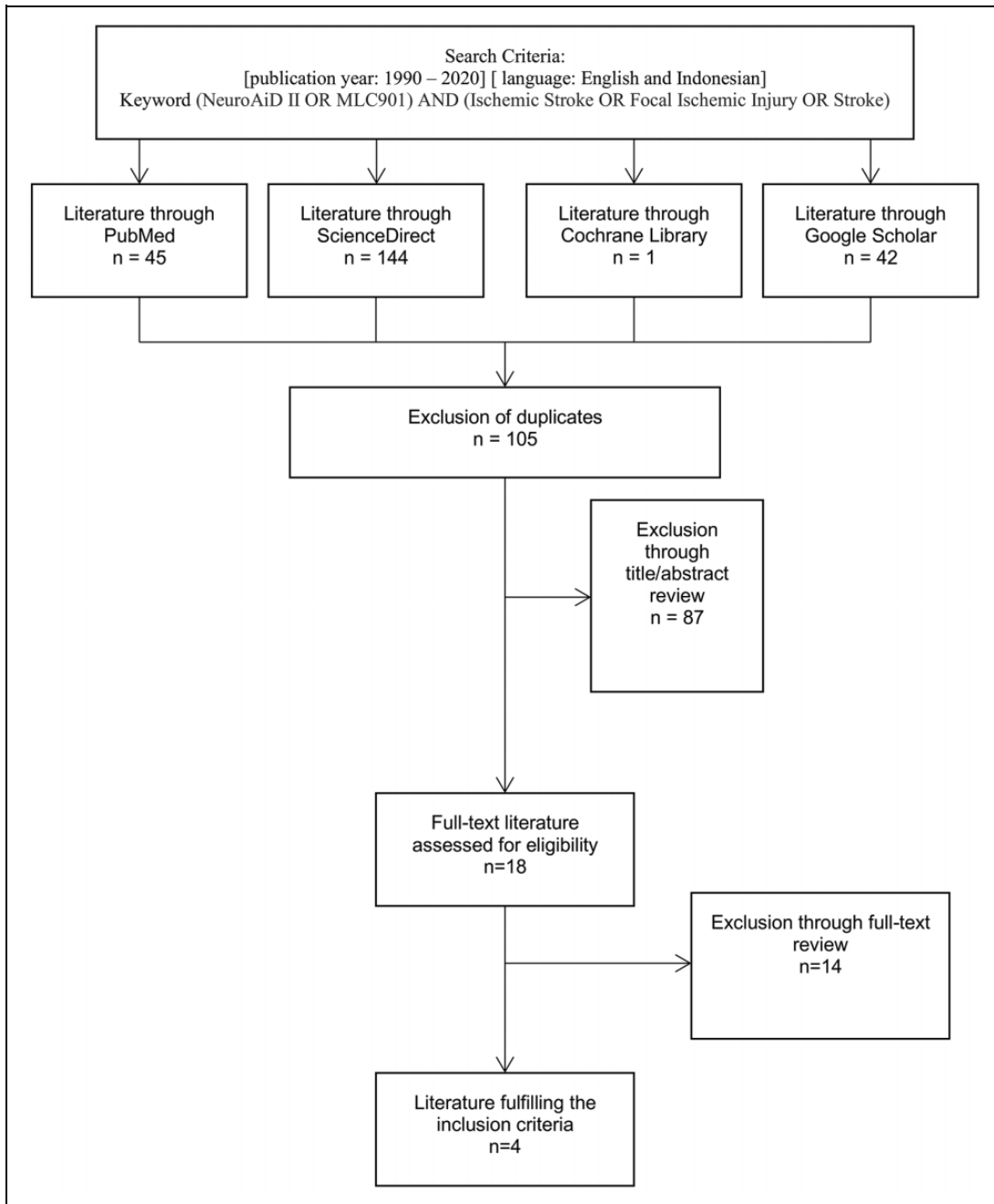
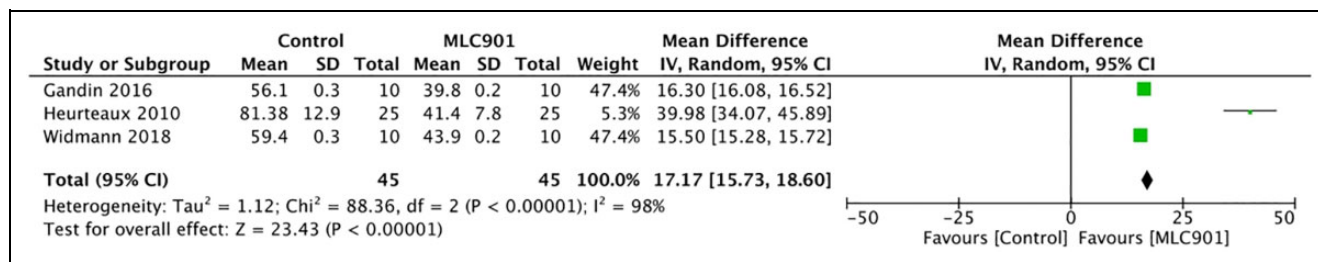


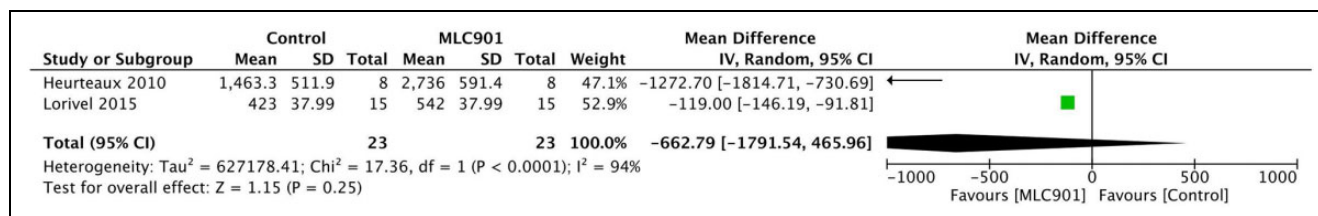
Figure 1. PRISMA flowchart.

Table 4. Risk of Bias Assessment Tool Using SYRCLE.

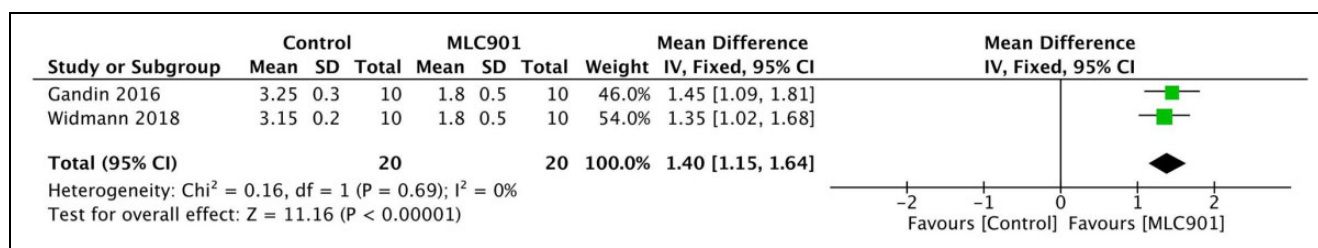
	Gandin et al, <sup>12</sup> 2016	Heurteaux et al, <sup>5</sup> 2010	Widmann et al, <sup>13</sup> 2018	Lorivel et al, <sup>19</sup> 2015
Selection Bias	No	No	No	No
Performance Bias	No	No	No	No
Detection Bias	No	No	Yes	No
Attrition Bias	Unclear	Unclear	Unclear	Unclear
Reporting Bias	Unclear	Unclear	Unclear	Unclear



**Figure 2.** Forest plot of the effect of MLC 901 on infarction volume (in mm<sup>3</sup>).



**Figure 3.** Forest plot of the effect of MLC 901 on BrdU expression.



**Figure 4.** Forest plot of the effect of MLC 901 on Bederson Outcome Neurologic Score.

procedure.<sup>5</sup> This could support the hypothesis that MLC901 works not only in improving stroke-related health problems but also in preventing them.

Consistent with the previous studies, Widmann et al (2018) also reported a significantly reduced cerebral infarction volume in mice treated with MLC901.<sup>13</sup> Several other protective effects of MLC901 on acute ischemic brains in mice were also reported, including blood-brain-barrier (BBB) breakdown and cerebral edema.<sup>13</sup>

All 3 studies yielded results consistent with the theory that MLC901 exerts neuroprotective effects moments after acute ischemic brain injury based on a particularly thorough assessment of brain infarction volume reduction. Moreover, the studies also reported its protective effect on acute ischemic brain injury during the event itself, as indicated through increased survival rates during MCAO procedures.

### BrdU (5-Bromo-20-Deoxyuridine)

Detection of BrdU was performed using immunohistochemistry assessment. BrdU is a nucleotide analog incorporated in DNA during replication, and its presence could help indicate cells and, in this case, neuroproliferation of rat's neuron cells of hippocampus.<sup>19</sup> Lorivel et al mentioned, BrdU assessment was performed by first injecting BrdU into the animal along with

the experiment. After the brain of the animal is removed and prepared for the examination, an anti-BrdU antibody is administered, which will help BrdU detection later on. Two studies were analyzed for their reports on the effect of MLC901 on BrdU expression.<sup>5,19</sup>

Heurteaux et al (2010) reported a clear increase in the number of BrdU-labeled cells in the subgranular zone (SGZ) on mice treated with MLC901. This indicated enhanced basal neurogenesis since BrdU itself is a DNA synthesis marker.<sup>5</sup>

Lorivel et al (2015) reported a significant increase in the number of hippocampal BrdU-positive cells in samples treated with MLC901 compared with controls.<sup>19</sup> The presence of profound BrdU-positive cells also indicated the promoted differentiation of newborn cells into neurons, which is an important aspect of neuroproliferation in the recovery of neurological disease.<sup>13</sup> Moreover, mice treated with MLC901 also showed an increased amount of BrdU in extended periods of the course of the disease. In fact, there was as much as a 2.1-fold increase in the number of mature neurons as compared to the vehicle-treated/control group of mice.<sup>13</sup>

### Bederson Neurological Outcome Score

Aside from histological measures, functional assessment in animal models has proven useful for acquiring information

about the neuronal cells biology and rehabilitation needed for experimental stroke. Rodents serve as an excellent animal model to study and research human stroke, aside from many other diseases of neurology.<sup>15</sup> Functional assessments are useful in identifying the disease progression and degree of damage over a certain period of time while also providing the data necessary to determine the appropriate therapeutic treatment for stroke.<sup>23</sup>

Strokes that affect unilateral cerebral vascularization result in a contralateral neurological deficit in both humans and rodents and a compensatory reliance on the healthier side of the body.<sup>24</sup> This manifestation could be of use in performing tests for neurological impairment through the asymmetries detected.<sup>25</sup> In 1986, Bederson et al developed a neurologic grading system that can be used to rapidly evaluate the effects of cerebral ischemia on rats.<sup>15</sup> Bederson and his team developed this system by occluding various locations of the MCAs of rats, which also produced various degrees of cerebral infarction, and evaluating the neurologic status through several tests, which also resulted in various degrees of neurological impairment after MCAO.

The tests assess mainly the motoric function of the rats. For example, the rats are held gently by the tails, suspended one meter above the floor, and observed for forelimb flexion; normal rats tend to extend both forelimbs, while rats with the worst infarction consistently flex their wrists and elbows while also adducting and internally rotating the shoulder contralateral to the injury. The other tests include assessments of gripping a soft paper with a claw and determining the direction in which the rats moved freely, with impaired rats tending to circle toward the weaker side. The grading system ranges from 0 to 3, with 0 being normal (no observable deficit), 1 being moderate (forelimb flexion), and both 2 (decreased resistance of lateral push and forelimb flexion without circling) and 3 (same behavior as grade 2, with circling) being severe.

Of all the studies analyzed in this review, 2 were relevant for assessment regarding the effect of MLC901 on Bederson Neurologic Outcome Scores in animal models with acute ischemic brain injury.

Gandin et al (2016) reported significantly superior neurological function when evaluating the Bederson Outcome Neurological Scores. Moreover, MLC901-treated mice also showed a nearly similar behavior compared to the sham group on day 3 after the MCAO procedure, indicating a better performance compared to the vehicle-treated ischemic mice.<sup>12</sup>

Consistent with the previous study, Widmann et al (2018) also reported neurological outcome improvement in MLC901-treated mice 30 hours after the MCAO procedure was performed, suggesting better functional recovery.

### Study Limitations

This review was limited to experimental studies only due to the nature of MLC901 being relatively new drugs hence had not been used widely in clinical practice. Experimental model did not allowed us to study on heterogeneous effect of the

medication due to homogenous sample of the animal model. Thus made this review not yet readily applicable to human. Several clinical trials are ongoing but still in early phase. This review marked the early phase of MLC901 efficacy as a reference for observing the ongoing studies ahead.

### Conclusions

MLC901 administration on animal models of acutely ischemic brain injury has been shown to improve recovery when assessed through the infarction volume, BrdU expression of the brain, and neurological function testing using the Bederson Neurological Outcome Score. MLC901 could be of use in treating patients who undergo recovery from acute brain ischemic injury, with further research specifically including human samples.

### Authors' Note

Conceptualization, I G. M. Aswin R. Ranuh and Asra Al Fauzi; methodology, Gadis Meinar Sari, Budi Utomo. and Asra Al Fauzi; software, I G. M. Aswin R. Ranuh and Asra Al Fauzi; validation, Gadis Meinar Sari, Budi Utomo, Nur Setiawan Suroto and Asra Al Fauzi; formal analysis, Gadis Meinar Sari, Budi Utomo, Nur Setiawan Suroto and Asra Al Fauzi; investigation, I G. M. Aswin R. Ranuh, Gadis Meinar Sari and Budi Utomo; resources, I G. M. Aswin R. Ranuh and Asra Al Fauzi; data curation, Gadis Meinar Sari, Budi Utomo, and Nur Setiawan Suroto; writing—original draft preparation, I G. M. Aswin R. Ranuh and Asra Al Fauzi; writing—review and editing, I G. M. Aswin R. Ranuh, Gadis Meinar Sari, Budi Utomo, Nur Setiawan Suroto and Asra Al Fauzi; visualization, I G. M. Aswin R. Ranuh and Asra Al Fauzi; supervision, Gadis Meinar Sari, Budi Utomo, Nur Setiawan Suroto and Asra Al Fauzi; project administration, I G. M. Aswin R. Ranuh and Asra Al Fauzi; funding acquisition, Asra Al Fauzi. No ethical approval was required for this manuscript because this study did not involve human subjects or laboratory animals.

### Declaration of Conflicting Interests

The author(s) declared no potential conflicts of interest with respect to the research, authorship, and/or publication of this article.

### Funding

The author(s) disclosed receipt of the following financial support for the research, authorship, and/or publication of this article: This research was funded by MOLEAC Pte. Ltd., Singapore, the manufacturer of the product MLC901.

### ORCID iD

Asra Al Fauzi, MD, PhD  <https://orcid.org/0000-0002-5155-2476>

### References

1. Donkor ES. Stroke in the 21st century: a snapshot of the burden, epidemiology, and quality of life. *Stroke Res Treat.* 2018;2018:3238165.
2. Virani SS, Alonso A, Benjamin EJ, et al; American Heart Association Council on Epidemiology and Prevention Statistics Committee and Stroke Statistics Subcommittee. Heart disease and stroke statistics—2020 update: a report from the American Heart Association. *Circulation.* 2020;141(9):e139-e596.

3. Béjot Y, Bailly H, Durier J, Giroud M. Epidemiology of stroke in Europe and trends for the 21st century. *Press Medicale*. 2016; 45(12):e391-e398. doi:10.1016/j.lpm.2016.10.003
4. Kusuma Y, Venketasubramanian N, Kiemas LS, Misbach J. Burden of stroke in Indonesia. *Int J Stroke*. 2009;4(5):379-380.
5. Heurteaux C, Gandin C, Borsotto M, et al. Neuroprotective and neuroproliferative activities of NeuroAid (MLC601, MLC901), a Chinese medicine, in vitro and in vivo. *Neuropharmacology*. 2010;58(7):987-1001.
6. Young SHY, Zhao Y, Koh A, et al; CHIMES Investigators. Safety profile of MLC601 (Neuroaid®) in acute ischemic stroke patients: a Singaporean substudy of the Chinese medicine neuroaid efficacy on stroke recovery study. *Cerebrovasc Dis*. 2010;30(1):1-6.
7. Chen C, Venketasubramanian N, Gan RN, et al. Danqi Piantang Jiaonang (DJ), a traditional Chinese medicine, in poststroke recovery. *Stroke*. 2009;40(3):859-863.
8. Zhang C, Tao W, Zhang J, Liu M, Li J. Neuroaid for improving recovery after ischemic stroke. *Cochrane Database Syst Rev*. 2017;2017(8):1-8.
9. Quintard H, Lorivel T, Gandin C, Lazdunski M, Heurteaux C. MLC901, a traditional Chinese medicine induces neuroprotective and neuroregenerative benefits after traumatic brain injury in rats. *Neuroscience*. 2014;277:72-86.
10. Bavarsad Shahripour R, Shamsaei G, Pakdaman H, et al. The effect of NeuroAiD™ (MLC601) on cerebral blood flow velocity in subjects' post brain infarct in the middle cerebral artery territory. *Eur J Intern Med*. 2011;22(5):509-513.
11. Heurteaux C, Widmann C, Moha Ou Maati H, et al. NeuroAiD: properties for neuroprotection and neurorepair. *Cerebrovasc Dis*. 2013;35(suppl 1):1-7.
12. Gandin C, Widmann C, Lazdunski M, Heurteaux C. MLC901 favors angiogenesis and associated recovery after ischemic stroke in mice. *Cerebrovasc Dis*. 2016;42(1-2):139-154.
13. Widmann C, Gandin C, Petit-Paitel A, Lazdunski M, Heurteaux C. The traditional Chinese medicine MLC901 inhibits inflammation processes after focal cerebral ischemia. *Sci Rep*. 2018;8(1):18062.
14. Tagaya M, Liu KF, Copeland B, et al. DNA scission after focal brain ischemia: temporal differences in two species. *Stroke*. 1997; 28(6):1245-1254.
15. Bederson JB, Pitts LH, Tsuji M, Nishimura MC, Davis RL, Bartkowski H. Rat middle cerebral artery occlusion: evaluation of the model and development of a neurologic examination. *Stroke*. 1986;17(3):472-476.
16. Zaidi SF, Aghaebrahim A, Urta X, et al. Final infarct volume is a stronger predictor of outcome than recanalization in patients with proximal middle cerebral artery occlusion treated with endovascular therapy. *Stroke*. 2012;43(12):3238-3244.
17. Thijs VN, Lansberg MG, Beaulieu C, Marks MP, Moseley ME, Albers GW. Is early ischemic lesion volume on diffusion-weighted imaging an independent predictor of stroke outcome? A multivariable analysis. *Stroke*. 2000;31(11):2597-2602.
18. Kimura K, Sakamoto Y, Iguchi Y, Shibasaki K. Serial changes in ischemic lesion volume and neurological recovery after t-PA therapy. *J Neurol Sci*. 2011;304(1-2):35-39. doi:10.1016/j.jns.2011.02.024
19. Lorivel T, Gandin C, Veysière J, Lazdunski M, Heurteaux C. Positive effects of the traditional Chinese medicine MLC901 in cognitive tasks. *J Neurosci Res*. 2015;93(11):1648-1663.
20. Moher D, Liberati A, Tetzlaff J, Altman DG; PRISMA Group. Preferred reporting items for systematic reviews and meta-analyses: the PRISMA statement. *Int J Surg*. 2010;8(5):336-341.
21. Hooijmans CR, Rovers MM, De Vries RBM, Leenaars M, Ritskes-Hoitinga M, Langendam MW. SYRCLE's risk of bias tool for animal studies. *BMC Med Res Methodol*. 2014;14(1):1-9.
22. Gan R, Lambert C, Lianting J, et al. Danqi Piantan Jiaonang does not modify hemostasis, hematology, and biochemistry in normal subjects and stroke patients. *Cerebrovasc Dis*. 2008;25(5):450-456.
23. Schaar KL, Brenneman MM, Savitz SI. Functional assessments in the rodent stroke model. *Exp Transl Stroke Med*. 2010;2(1):13.
24. Schallert T. Behavioral tests for preclinical intervention assessment. *NeuroRx*. 2006;3(4):497-504.
25. Hua Y, Schallert T, Keep RF, Wu J, Hoff JT, Xi G. Behavioral tests after intracerebral hemorrhage in the rat. *Stroke*. 2002; 33(10):2478-2484.