

ISSN-0976-0245 (Print) • ISSN-0976-5506 (Electronic)

Volume 9 / Number 11 / November 2018



Indian Journal of Public Health Research & Development

An International Journal

SCOPUS IJPHRD CITATION SCORE

Indian Journal of Public Health Research and Development
Scopus coverage years: from 2010 to 2017 Publisher:
R.K. Sharma, Institute of Medico-Legal Publications
ISSN:0976-0245E-ISSN: 0976-5506 Subject area: Medicine:
Public Health, Environmental and Occupational Health
CiteScore 2015- 0.02
SJR 2015- 0.105
SNIP 2015- 0.034



Website:

www.ijphrd.com

Indian Journal of Public Health Research & Development

EXECUTIVE EDITOR

Prof Vidya Surwade

Associate Professor, Dr Baba Saheb Ambedkar, Medical College & Hospital, Rohinee, Delhi

INTERNATIONAL EDITORIAL ADVISORY BOARD

1. **Dr. Abdul Rashid Khan B. Md Jagar Din**, (*Associate Professor*)
Department of Public Health Medicine, Penang Medical College, Penang, Malaysia
2. **Dr. V Kumar** (*Consulting Physician*)
Mount View Hospital, Las Vegas, USA
3. **Basheer A. Al-Sum**,
Botany and Microbiology Deptt, College of Science, King Saud University,
Riyadh, Saudi Arabia
4. **Dr. Ch Vijay Kumar** (*Associate Professor*)
Public Health and Community Medicine, University of Buraimi, Oman
5. **Dr. VMC Ramaswamy** (*Senior Lecturer*)
Department of Pathology, International Medical University, Bukit Jalil, Kuala Lumpur
6. **Kartavya J. Vyas** (*Clinical Researcher*)
Department of Deployment Health Research,
Naval Health Research Center, San Diego, CA (USA)
7. **Prof. PK Pokharel** (*Community Medicine*)
BP Koirala Institute of Health Sciences, Nepal

NATIONAL SCIENTIFIC COMMITTEE

1. **Dr. Anju Ade** (*Associate Professor*)
Navodaya Medical College, Raichur, Karnataka
2. **Dr. E. Venkata Rao** (*Associate Professor*) Community Medicine,
Institute of Medical Sciences & SUM Hospital, Bhubaneswar, Orissa.
3. **Dr. Amit K. Singh** (*Associate Professor*) Community Medicine,
VCSG Govt. Medical College, Srinagar – Garhwal, Uttarakhand
4. **Dr. R G Viveki** (*Professor & Head*) Community Medicine,
Belgaum Institute of Medical Sciences, Belgaum, Karnataka
5. **Dr. Santosh Kumar Mulage** (*Assistant Professor*)
Anatomy, Raichur Institute of Medical Sciences Raichur(RIMS), Karnataka
6. **Dr. Gouri Ku. Padhy** (*Associate Professor*) Community and Family
Medicine, All India Institute of Medical Sciences, Raipur
7. **Dr. Ritu Goyal** (*Associate Professor*)
Anaesthesia, Sarswathi Institute of Medical Sciences, Panchsheel Nagar
8. **Dr. Anand Kalaskar** (*Associate Professor*)
Microbiology, Prathima Institute of Medical Sciences, AP
9. **Dr. Md. Amirul Hassan** (*Associate Professor*)
Community Medicine, Government Medical College, Ambedkar Nagar, UP
10. **Dr. N. Girish** (*Associate Professor*) Microbiology, VIMS&RC, Bangalore
11. **Dr. BR Hungund** (*Associate Professor*) Pathology, JNMC, Belgaum.
12. **Dr. Sartaj Ahmad** (*Assistant Professor*),
Medical Sociology, Department of Community Medicine, Swami Vivekananda Subharti
University, Meerut, Uttar Pradesh, India
13. **Dr Sumeeta Soni** (*Associate Professor*)
Microbiology Department, B.J. Medical College, Ahmedabad, Gujarat, India

NATIONAL EDITORIAL ADVISORY BOARD

1. **Prof. Sushanta Kumar Mishra** (Community Medicine)
GSL Medical College – Rajahmundry, Karnataka
2. **Prof. D.K. Srivastava** (*Medical Biochemistry*)
Jamia Hamdard Medical College, New Delhi
3. **Prof. M Sriharibabu** (*General Medicine*) GSL Medical College, Rajahmundry,
Andhra Pradesh
4. **Prof. Pankaj Datta** (*Principal & Prosthodontist*)
Indraprastha Dental College, Ghaziabad

NATIONAL EDITORIAL ADVISORY BOARD

5. **Prof. Samarendra Mahapatro** (*Pediatrician*)
Hi-Tech Medical College, Bhubaneswar, Orissa
6. **Dr. Abhiruchi Galhotra** (*Additional Professor*) Community and Family
Medicine, All India Institute of Medical Sciences, Raipur
7. **Prof. Deepti Pruthvi** (*Pathologist*) SS Institute of Medical Sciences &
Research Center, Davangere, Karnataka
8. **Prof. G S Meena** (*Director Professor*)
Maulana Azad Medical College, New Delhi
9. **Prof. Pradeep Khanna** (*Community Medicine*)
Post Graduate Institute of Medical Sciences, Rohtak, Haryana
10. **Dr. Sunil Mehra** (*Paediatrician & Executive Director*)
MAMTA Health Institute of Mother & Child, New Delhi
11. **Dr Shailendra Handu**, *Associate Professor*, Phrma, DM (Pharma, PGI
Chandigarh)
12. **Dr. A.C. Dhariwal**: *Directorate of National Vector Borne Disease
Control Programme, Dte. DGHS, Ministry of Health Services, Govt. of
India, Delhi*

Print-ISSN: 0976-0245-Electronic-ISSN: 0976-5506, Frequency: Monthly

Indian Journal of Public Health Research & Development is a double blind peer reviewed international journal. It deals with all aspects of Public Health including Community Medicine, Public Health, Epidemiology, Occupational Health, Environmental Hazards, Clinical Research, and Public Health Laws and covers all medical specialties concerned with research and development for the masses. The journal strongly encourages reports of research carried out within Indian continent and South East Asia.

The journal has been assigned International Standards Serial Number (ISSN) and is indexed with Index Copernicus (Poland). It is also brought to notice that the journal is being covered by many international databases. The journal is covered by EBSCO (USA), Embase, EMCare & Scopus database. The journal is now part of DST, CSIR, and UGC consortia.

Website : www.ijphrd.com

©All right reserved. The views and opinions expressed are of the authors and not of the Indian Journal of Public Health Research & Development. The journal does not guarantee directly or indirectly the quality or efficacy of any product or service featured in the advertisement in the journal, which are purely commercial.

Editor

Dr. R.K. Sharma
Institute of Medico-legal Publications
Logix Office Tower, Unit No. 1704, Logix City Centre Mall,
Sector- 32, Noida - 201 301 (Uttar Pradesh)

Printed, published and owned by

Dr. R.K. Sharma
Institute of Medico-legal Publications
Logix Office Tower, Unit No. 1704, Logix City Centre Mall,
Sector- 32, Noida - 201 301 (Uttar Pradesh)

Published at

Institute of Medico-legal Publications
Logix Office Tower, Unit No. 1704, Logix City Centre Mall,
Sector- 32, Noida - 201 301 (Uttar Pradesh)



Indian Journal of Public Health Research & Development

www.ijphrd.com

CONTENTS

Volume 9, Number 11

November 2018

1. Is there any Difference between Revised Indian and WHO BMI Classification? A Study on Male Desk Job Workers 01
Akilesh Anand Prakash, B M S Nagraj
2. Dermatophytosis in a Tertiary Care Teaching Hospital of Odisha: A Study of 100 Cases of Superficial Fungal Skin Infection 07
Ajaya Kumar Jena, Rajesh Kumar Lenka, Mahesh Chandra Sahu
3. Evaluation of Deferral Pattern among Blood Donor Population in a Hilly Terrain of Solan Region, North India 12
Sushant Kumar Meinia, Anuj Sharma
4. Evaluating the Impact of HR Practices on Employee Deviant Behavior: An Exploratory Study on Employees of IT Industry 17
Sainath Malisetty, Malathi Narayanan, CH.Bala Nageswara Rao
5. Role of Physical Activity in Management of Musculoskeletal Disorders: An Association with BMI 22
Pooja Sharma, Supriti Aggrawal, Sadhana Meena
6. An Empirical Study on Retail Demand for Store Brand Pickles in Tirunelveli, Tamil Nadu 27
Varadarajan Rangarajan, K Thulasi Krishna
7. Knowledge of Disease Management among Maintenance Hemodialysis Patients in Coastal Karnataka – A Cross Sectional Pilot Study 33
Bryal D'Souza, Rajesh Kamath, Ravindra Prabhu, Unnikrishnan, Sagarika Kamath
8. Study on Global Public Health Threats due to Emerging or Re-Emerging Infectious Diseases and the Strategies to Reduce Threats 38
Manas Kumar Kundu, Tarit Kr Mandal, Malavika Bhattacharya
9. A Study to Compare the Efficacy of Dynamic Soft Tissue Mobilization Vs Self Myofascial Release Techniques for Hamstring Tightness in Healthy Male 44
G Yasmeen Imtiaz, S Prabhakar, V Balachander

302. Feeding Care Patterns of Mothers Working as Shellfish Peelers on Children's Nutritional Status at Integrated Health Posts in Coastal Areas 1823
Meiana Harfika, Zhakiyah Saraswati, Dya Sustrami, Lela Nurlela
303. The Relationship between Socioeconomic Status and Personality Type with Depression in Adolescents 1828
Oktavianis, Rahmi Sari Kasoema
304. Consumption Patterns, Energy Adequacy, and The Nutritional Status of Softball Players 1834
Ratna Candra Dewi, Bambang Wirjatmadi
305. Compliance with Smoke-Free Legislation and Associated Factors: A Serial Survey in Bali, Indonesia 1840
Ketut Suarjana, Artawan Eka Putra, Putu Ayu Swandewi Astuti, Ketut Hari Mulyawan, Djazuly Chalidyanto
306. The association of Pre-Pregnancy Body Mass Index (BMI) and Increased Maternal Weight in the Third Trimester of Pregnancy with Foetal Weight Estimation 1846
Siti Maimuna, Andina Firdaus Supriyanto
307. The Effectiveness of Bay Leaf Extract (*Syzygium Polyanthum*) in Inhibiting the Growth of *Candida Albicans* 1851
Suratih, Dewa Ayu Ketut Surinati, Dewa Made Ruspawan
308. The Presenting Symptoms as a Predictor of the Hospital Arrival Time Intervals of Patients with Acute Coronary Syndrome 1856
Tony Suharsono, Shynatry Ayu Andhika, Ahmad Hasyim Wibisono, Tina Handayani
309. Factors Influencing the Husband's Participation in Pregnancy Care in Surabaya City, Indonesia 1861
Nurul Fitriyah, Windhu Purnomo, Noviasari Reksohadi
310. Exploration of the Daughters' Feelings Related to Accepting their Mother's Condition of Having Breast Cancer in East Java, Indonesia 1866
Sirli Mardianna Trishinta, Retty Ratnawati, Septi Dewi Rachmawati
311. Mapping Customers: A Case Study of a University Hospital in Indonesia 1871
Purwaningsih, Nyoman Anita Damayanti, Nasronudin, Thini Nurul Rochmah
312. Structural Model of the Factors Related to the Family Resilience of Stroke Patients in Indonesia 1875
Nikmatul Fadilah, Kusnanto, Nursalam, Minarti³, Asnani
313. A Gender Analysis of Traditional Contraceptive Use in Sikka District, East Nusa Tenggara, Indonesia 1881
Rut Rosina Riwu, Sarci Magdalena Toy, Daniela L. A. Boeky, Conrad L. H. Folamauk
314. The Relationship between Sexual Behavior and the Prevalence of HIV/AIDS among Homosexual Men in Bukittinggi City, Indonesia 1887
Nurhayati, Wahyu Salendri
315. The Nutritional Status of Children Aged 1-3 Years Old Based on Food Processing Techniques in Surabaya 1892
Qori'ila Saidah, Yudi Handoko, Nur Chabibah, Sri Anik Rustini, Nuh Huda, Dwi Priyantini, Dini Mei Widayanti

Compliance with Smoke-Free Legislation and Associated Factors: A Serial Survey in Bali, Indonesia

Ketut Suarjana¹, Artawan Eka Putra², Putu Ayu Swandewi Astuti², Ketut Hari Mulyawan²,

Djazuly Chalidyanto³

¹Doctoral Program, Faculty of Public Health, Universitas Airlangga, Bali Tobacco Control Initiative, School of Public Health, Faculty of Medicine, Universitas Udayana; ²School of Public Health, Faculty of Medicine, Universitas Udayana; ³Doctoral Program, Faculty of Public Health, Universitas Airlangga

ABSTRACT

This study aims to describe the compliance to the smoke-free legislation and to identify the associated factors. A cross-sectional study was conducted to assess the compliance at all smoke-free venues. A number of 5,500 smoke-free venues were involved. The data was collected on a six monthly basis through observation and interviews. The study observed 6,670 buildings. The compliance was 11.8% in the second semester of 2013 (1st) as the baseline, which increased to 62.0% in 2015 (5th). Meanwhile, the most common violations of smoke-free legislation were found to be cigarette butts, the provision of ashtrays and smoking. Factors that were associated with compliance were awareness, knowledge and support of the legislation and the presence of internal monitoring. The compliance with Bali's smoke-free legislation remains suboptimal, despite showing increasing trends over time. Hence, continuous education and supervision should be conducted for venue managers to increase compliance.

Keywords: *smoke-free legislation, smoke-free venue, compliance, Bali Indonesia*

INTRODUCTION

The tobacco epidemic and its products are one of the biggest challenges to public health in the world. Indonesia is the fourth highest country for the population of smokers in the world¹. The Basic Health Research Data in Indonesia (*Riskesdas*) in 2010 showed that the prevalence of smokers aged ≥ 15 years was 34.7% and this increased significantly in 2013 to 39.5%². According to the WHO's official report, it is estimated that the prevalence of smokers in Indonesia will increase again to 42.7% by 2020, where the prevalence of men is estimated to reach 82.5% and women 3.0%³. Also, the

prevalence of smokers is also high in Bali, which was 24.9% in 2007, which increased to 31.0% in 2010, and slightly decreased to 28% in 2013².

The WHO reported that cigarettes kill more than 7 million people per-year in the world, of which 6 million were active smokers and approximately 890,000 were non-smokers but exposed to second-hand smoke. It shows that the smoke not only endanger smokers, but also non-smokers³. Indonesia is the only country in Asia that has not ratified the WHO's FCTC. Nevertheless, tobacco control efforts have been undertaken and the establishment of smoke-free venues in 2011 was one of the important regulation in Indonesia. The legislation is important to reduce the harm from smoking among non-smokers and to provide healthy air to the community. There are seven venues which ruled as smoke-free: health facilities, schools, places of worship, children's playgrounds, work places, public places and public transportation⁴.

Since 2011, Bali also implemented smoke-free legislation, which was the first smoke-free legislation at the provincial level in Indonesia. After 3 years of

Corresponding Author:

Ketut Suarjana
Doctoral Program, Faculty of Public Health,
Universitas Airlangga,
Bali Tobacco Control Initiative, School of Public Health,
Faculty of Medicine, Universitas Udayana
Email: ketut.suarjana-2017@fkm.unair.ac.id

implementation, the legislation has never been evaluated, particularly regarding compliance. Accordingly, this study aimed to describe the compliance to the Bali provincial smoke-free legislation and to identify the associated factors.

METHOD

A cross-sectional study was conducted to assess all smoke-free legislation criterias across five periods, from July 2013 to August 2015. The study was located in Bali, Indonesia, which has more than 14,700 smoke-free venues spread across the nine districts of Badung, Gianyar, Klungkung, Bangli, Karangasem, Tabanan, Jembrana, Buleleng, and Denpasar.

The sample size was determined based on the cluster recommendation ⁶. A total of 5,500 smoke-free venues (1,100 in each period) were included. The sample from each venue was determined by there being 150 schools, 100 health facilities, 400 public places, 100 children’s playground, 150 places of worship, 150 work places, and 50 public transportation vehicles and using systematic random sampling.

The data was collected using a form containing eight indicators: observed smoking (main indicator), the provision of designated smoking venues, the provision of ashtrays, the availability of no-smoking signs, observed cigarette butts, the observed smell of tobacco smoke, observed cigarette selling, and tobacco advertisements, promotions and sponsorships (secondary indicators) ⁶. Smoke-free venues were considered to be compliant if they met the eight compliance indicators, except for public places which were permitted to sell cigarettes and promote them through advertisements. Interviews were conducted with all venue managers. The data was collected by 44 trained enumerators, and was inputted using Epi-Data 3.1, analysed descriptively using STATA-SE 12.1, and tested using the Chi-square test.

RESULTS

Compliance with Smoke-free Legislation in the Provinces and Districts: The study observed 6,670 buildings from within 5,500 non-smoking venues in Bali over five periods. Generally, the surveys indicated an increasing trend of compliance over time, but not all having yet reached the target (80%). For the first period of the survey, compliance remained (11.8%).

However, in the next periods, compliance showed an increasing trend (2nd=17.2%, 3rd=25.9%, 4th=37.8%, and 5th=62.0%). Districts also showed a positive trend in compliance, with the highest being Tabanan (78.3%). There were two districts that showed low compliance; Badung (44.8%) and Gianyar (52.8%). Both districts have more public places such as hotels, restaurants and other public places (Figure 1).

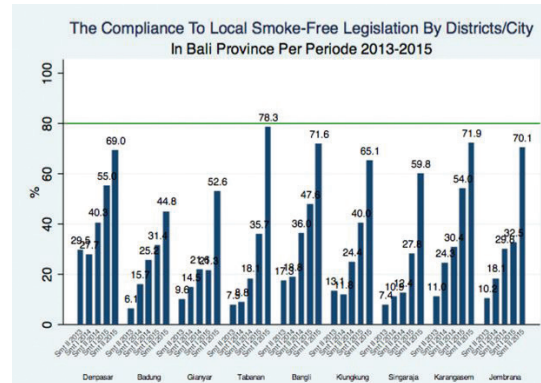


Figure 1: The compliance with smoke-free legislation in Bali by district

Compliance with Smoke-Free Legislation by Venue Type:

Figure 2 shows that the type of venue that has the highest increasing trend of compliance were children playgrounds (6.5%-90%), followed by health facilities (54.2%-88.8%), and education places or schools (12.4%-83.2%). Increased compliance was also shown in public places, although it was not as high as other venues. For example, compliance in restaurants increased from 0.7% in the first survey to 15.6% in the fifth survey. Hotels also showed improved compliance from 0.6% in the first survey to 38.4% in the fifth survey. Traditional markets showed compliance in the fifth survey at 32.3%, while the modern market had the highest compliance among the public places (10.3%-71.7%).

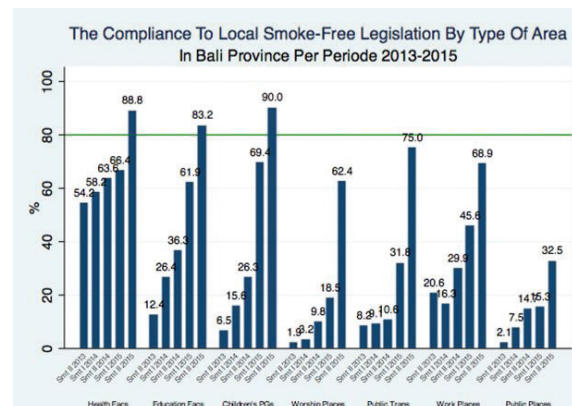


Figure 2: The compliance with smoke-free legislation in Bali by venue

No-Smoking Sign Coverage: In this study, we found that no-smoking sign coverage increased over the five periods of the survey (from 21.2 % to 77.8% respectively). However, compliance had not yet reached the target (100%).

Violations on the Implementation of Smoke-Free Legislation: The violations that were assessed in this study were also based on 8 indicators. The most common 3 violations were the cigarette butts found indoors, the provision of ashtrays and observed smoking indoors. Moreover, no decreasing trend in the violations was found in the five periods of the survey (Figure 3).

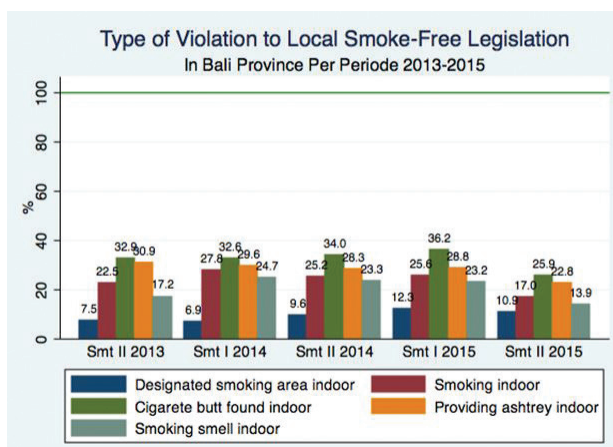


Figure 3: Type of Violation and the Smoke-Free Legislation in the Bali Provinces

Factors Associated with Compliance: The results showed that the factors associated with compliance were awareness regarding the presence of the legislation (PR=3.0), knowledge (PR=3.0), support of the legislation (PR=3.0) and the presence of internal monitoring (PR=2.1) (Table 1).

Table 1: Factors associated with the compliance to Bali’s smoke-free legislation

Factor	Comply		Prevalence Ratio (PR)	95% CI
	No	Yes		
Socialised				
No	2,093 (86.2)	334 (13.8)	ref	
Yes	2,326 (58.9)	1,625 (41.1)	3.0*	2.7-3.3
Knowledge				
Less	3,275 (82.3)	703 (17.7)	ref	
Good	1,142 (47.7)	1,254 (52.3)	3.0*	2.7-3.2
Support				
No	637 (89.1)	78 (10.9)		
Yes	3,770 (67.7)	1,876 (32.3)	3.0*	2.5-3.8

Conted...

Internal monitoring				
No	1,961 (74.8)	662 (25.2)		
Yes	845 (45.8)	1,001 (54.2)	2.1*	2.0-2.3

*p<0.01

DISCUSSION

The results showed that after three years, the overall compliance in Bali was suboptimal. Bali province is a famous tourist destination. Thousands of public places were built to support tourism. Meanwhile, public places are a very challenging venue in terms of policy implementation. Thus, the study was concerned with public places and workplaces ⁷ in which the low compliance was not only taking place in developing countries ⁸ opinions and compliance related to Uganda’s comprehensive smoke-free law among hospitality venues in Kampala Uganda. DESIGN This multi-method study presents cross-sectional findings of the extent of compliance in the early phase of Uganda’s comprehensive smoke-free law (2 months postimplementation; pre-enforcement, but also in developed countries ⁹.

The type of venues that had better compliance were health facilities, schools and children’s playground. The factors associated with compliance were including were strong commitment from the manager, the presence of an internal monitoring system, and better knowledge of the employees regarding smoking harm as well as concerns over patient safety and disruptions to care ¹⁰.

Compliance in public transportation, workplaces and places of worship showed a significant improvement despite still being below target (80%). It has proven that the awareness of community regarding the legislation has started to increase. Waddell et al emphasised the importance of contextual information for community education efforts on smoke-free legislation ¹¹. It is also necessary to change the individual perception regarding the legislation and the harm of second-hand smoke among community, which can affect the compliance and people’s health status ¹². In some schools, many teachers and administration staff members were found to smoke. This is ironic because they are a role model for the students, even though one study showed that the majority of students disagreed with the teachers’ smoking in the classroom and in their offices ¹³.

The venue that had compliance that was as low as public places was places of worship. In Bali, the places of worship were mosques, churches, monasteries, and pagodas. Temples in Bali are a semi-open venue, and many violations occurred, particularly observations of smoking and cigarette butts. Involving religious leaders and local wisdom could be an appropriate strategy in a social religious community like Indonesia, particularly in Bali ¹⁴.

One of the most important indicators in the policy is the availability of no-smoking sign. A study showed that smoke-free compliance in public places was suboptimal due to the absence of no-smoking signage ¹⁵ smoking aids, cigarette butts/bidi ends and smoking smell. Moreover, no-smoking signs being displayed had an effect on curbing smoking behaviour in public places ¹⁶. However, our study showed that the coverage of the signs remains below the target (100%). The absence of no-smoking signs could make visitors not aware of and thus violates the legislation, and indicates the absence of an internal monitoring system. Thus, installing no-smoking signs, removing ashtrays, and sweeping away cigarette butts is important to inform society of the descriptive norm that smoking is not a normal behaviour in the community ¹⁷. Other studies have emphasised that enforcement agencies should focus on the comprehensive removal of ashtray equivalents that could act as cues for smoking within a venue ¹⁸.

The better level of compliance in Denpasar, the capital of Bali, was because of the majority venue type being health facilities and government offices. It indicates that the performance of the tobacco control program in Denpasar was better than in other districts. Moreover, the communities in the urban venues had a better education level, were exposed to updated information, and were relatively more controlled. It corresponds with a study stating that the higher potential exposure to policy, the better the compliance level, because exposure to policy is one of the moderators to compliance ¹⁹. However, other studies showed that rural residents were more likely than those in urban settings to support local smoke-free legislation ²⁰.

Based on the interview, the managers exposed to smoke-free legislation had better knowledge, showed more responsibility and supported the legislation's implementation through an internal monitoring system. The system became the significant factor in increasing

compliance. Thus, it is necessary to strengthen the enforcement infrastructure and efforts as well as investing in minimal but essential enforcement resources ²¹. This finding should be followed by innovative monitoring and an implementation program for each type of venue. Another study also emphasised that the education level of the managers was an important determinant to ensure compliance with the smoke-free legislation ²².

Some of the managers, particularly from hospitality venues, were also worried regarding the economic impact of the smoke-free implementation. It was reasonable despite several studies that showed that banning smoking in the business sector has had no significant negative economic impact ²³. However, a study in the US stated that despite clear public health arguments and strong public support, the passing of smoke-free laws had stagnated and exemptions were being used to weaken the existing laws. Hence, the capability to make both a health and business case in support of smoke-free air laws may also bolster the case for expansion ²⁴.

CONCLUSIONS

The compliance with the local smoke-free legislation in Bali remains suboptimal, despite increasing over time. The suboptimal compliance is associated with education coverage, knowledge and the support of managers as well as their responsibility to conduct internal monitoring. The continuous and appropriate approach of education, supervision and mentoring should be done by and for managers and the community. Each district is recommended to establish an effective tobacco control team, which could educate and provide assistance regarding the implementation of smoke-free legislation in its region.

Conflict of Interest: None.

Ethical Clearance: The study achieved ethical clearance from the Ethical Committee of the Faculty of Public Health, Universitas Airlangga, Surabaya, Indonesia.

Source of Funding: Self-funded.

REFERENCES

1. Drope J, Schluger NW, Cahn Z, Drope J, Hamill S, Islami F, et al. The Tobacco Atlas [Internet]. Atlanta, Georgia; 2018 [cited 2018 Sep 27]. Available from: www.tobaccoatlas.org

2. NIHRD. Indonesia Basic Health Research 2013 [Internet]. Jakarta, Indonesia; 2013. Available from: <http://www.litbang.depkes.go.id/>
3. World Health Organization. WHO global report on trends in prevalence of tobacco smoking 2015 [Internet]. Geneva; 2015 [cited 2018 Sep 27]. Available from: www.who.int
4. Pusat Data dan Informasi. Perilaku Merokok Masyarakat Indonesia Berdasarkan Riskeddas 2007 dan 2013. Hari Tanpa Tembakau Sedunia. Jakarta, Indonesia: Kementerian Kesehatan Republik Indonesia; 2015. p. 2–12.
5. Centers for Disease Control and Prevention. Evaluation Toolkit for Smoke-Free Policies [Internet]. Atlanta; 2008 [cited 2018 Sep 27]. Available from: <http://www.cdc.gov/tobacco>
6. International Union Against Tuberculosis and Lung Disease. Assessing Compliance with Smoke-Free Laws A “How-to” Guide for Conducting Compliance Studies Second Edition [Internet]. Edinburgh, UK; 2014 [cited 2018 Sep 27]. Available from: https://www.theunion.org/what-we-do/publications/technical/english/compliance-guide_v4smallerfile.pdf
7. Hyland A, Barnoya J, Corral JE. Smoke-free air policies: past, present and future. *Tob Control* [Internet]. 2012 Mar 16 [cited 2018 Sep 27];21(2):154–61. Available from: <http://www.ncbi.nlm.nih.gov/pubmed/22345239>
8. Gravely S, Nyamurungi KN, Kabwama SN, Okello G, Robertson L, Heng KKC, et al. Knowledge, opinions and compliance related to the 100% smoke-free law in hospitality venues in Kampala, Uganda: cross-sectional results from the KOMPLY Project. *BMJ Open* [Internet]. 2018 Jan 5 [cited 2018 Sep 27];8(1):e017601. Available from: <http://www.ncbi.nlm.nih.gov/pubmed/29306880>
9. Navas-Acien A, Çarkoğlu A, Ergör G, Hayran M, Ergüder T, Kaplan B, et al. Compliance with smoke-free legislation within public buildings: a cross-sectional study in Turkey. *Bull World Heal Organ* [Internet]. 2016 [cited 2018 Sep 27]; Available from: <https://www.ncbi.nlm.nih.gov/pmc/articles/PMC4750436/pdf/BLT.15.158238.pdf>
10. Schultz ASH, Finegan B, Nykiforuk CIJ, Kvern MA. A qualitative investigation of smoke-free policies on hospital property. *Can Med Assoc J* [Internet]. 2011 Dec 13 [cited 2018 Sep 27];183(18):E1334–44. Available from: <http://www.ncbi.nlm.nih.gov/pubmed/22042991>
11. Waddell EN, Farley SM, Mandel-Ricci J, Kansagra SM. Public Support for Smoke-Free Air Strategies Among Smokers and Nonsmokers, New York City, 2010–2012. *Prev Chronic Dis* [Internet]. 2014 Jan 30 [cited 2018 Sep 27];11:130263. Available from: <http://www.ncbi.nlm.nih.gov/pubmed/24480633>
12. International Agency for Research on Cancer. Evaluating the effectiveness of smoke-free policies. [Internet]. Vol. 13, 13. 2009. 374 p. Available from: <http://w2.iarc.fr/en/publications/pdfs-online/prev/handbook13/handbook13.pdf>
13. Erdogan N, Erdogan I. Smoking at school: views of Turkish university students. *Int J Environ Res Public Health* [Internet]. 2009 [cited 2018 Sep 27];6(1):36–50. Available from: <http://www.ncbi.nlm.nih.gov/pubmed/19440268>
14. Byron MJ, Cohen JE, Gittelsohn J, Frattaroli S, Nuryunawati R, Jernigan DH. Influence of religious organisations’ statements on compliance with a smoke-free law in Bogor, Indonesia: a qualitative study. *BMJ Open* [Internet]. 2015 Dec 14 [cited 2018 Sep 27];5(12):e008111. Available from: <http://www.ncbi.nlm.nih.gov/pubmed/26667011>
15. Kumar R, Goel S, Harries AD, Lal P, Singh RJ, Kumar AMV, et al. How good is compliance with smoke-free legislation in India? Results of 38 subnational surveys. *Int Health* [Internet]. 2014 Sep 1 [cited 2018 Sep 27];6(3):189–95. Available from: <http://www.ncbi.nlm.nih.gov/pubmed/24876270>
16. Goel S, Sharma D, Gupta R, Mahajan V. Compliance with smoke-free legislation and smoking behaviour: observational field study from Punjab, India. *Tob Control* [Internet]. 2018 Jul [cited 2018 Sep 27];27(4):407–13. Available from: <http://www.ncbi.nlm.nih.gov/pubmed/28798264>

17. Byron MJ, Cohen JE, Frattaroli S, Gittelsohn J, Jernigan DH. Using the theory of normative social behavior to understand compliance with a smoke-free law in a middle-income country. *Health Educ Res* [Internet]. 2016 Oct 10 [cited 2018 Sep 27];31(6):cyw043. Available from: <http://www.ncbi.nlm.nih.gov/pubmed/27923863>
18. Thrasher JF, Pérez-Hernández R, Swayampakala K, Arillo-Santillán E, Bottai M. Policy support, norms, and secondhand smoke exposure before and after implementation of a comprehensive smoke-free law in Mexico city. *Am J Public Health* [Internet]. 2010 Sep [cited 2018 Sep 27];100(9):1789–98. Available from: <http://www.ncbi.nlm.nih.gov/pubmed/20466952>
19. Fong GT, Cummings KM, Borland R, Hastings G, Hyland A, Giovino GA, et al. The conceptual framework of the International Tobacco Control (ITC) Policy Evaluation Project. *Tob Control* [Internet]. 2006 Jun 1 [cited 2018 Sep 27];15(suppl_3):iii3-iii11. Available from: <http://www.ncbi.nlm.nih.gov/pubmed/16754944>
20. Rayens MK, Hahn EJ, Langley RE, Zhang M. Public Support for Smoke-Free Laws in Rural Communities. *Am J Prev Med* [Internet]. 2008 Jun [cited 2018 Sep 27];34(6):519–22. Available from: <http://www.ncbi.nlm.nih.gov/pubmed/18471589>
21. Peruga A, Hayes LS, Aguilera X, Prasad V, Bettcher DW. Correlates of compliance with national comprehensive smoke-free laws. *Tob Control* [Internet]. 2017 Dec 5 [cited 2018 Sep 27];tobaccocontrol-2017-053920. Available from: <http://www.ncbi.nlm.nih.gov/pubmed/29208739>
22. Gupta VK, Arora M, Sharma I, Nazar GP, Modi B, Singh D, et al. Knowledge and opinion about smoke-free laws and second-hand smoke among hospitality venue managers in Gujarat and Andhra Pradesh, India. *WHO South-East Asia J public Heal* [Internet]. 2013 [cited 2018 Sep 27];2(3):174–80. Available from: <http://www.who-seajph.org>
23. Tauras JA, Chaloupka FJ, Moor G, Henderson PN, Leischow SJ. Effect of the Smoke-Free Illinois Act on casino admissions and revenue. *Tob Control* [Internet]. 2018 Jan 19 [cited 2018 Sep 27];tobaccocontrol-2017-053966. Available from: <http://www.ncbi.nlm.nih.gov/pubmed/29351930>
24. Yousefzadeh MJ, Schafer MJ, Noren Hooten N, Atkinson EJ, Evans MK, Baker DJ, et al. Circulating levels of monocyte chemoattractant protein-1 as a potential measure of biological age in mice and frailty in humans. *Aging Cell*. 2018;17(2).