



Vol. 4 No. 2 (2017): Jurnal Farmasi dan Ilmu Kefarmasian Indonesia

Current Issue

Vol. 4 No. 2 Desember 2017



Jurnal Farmasi dan Ilmu
Kefarmasian Indonesia

E-ISSN 2580-8303

P-ISSN 2406-9388



DITERBITKAN OLEH:
FAKULTAS FARMA SI UNIVERSITAS AIRLANGGA



Full Issue



Articles


Pengaruh Pengetahuan terhadap Penggunaan Obat Parasetamol yang Rasional dalam Swamedikasi (Studi pada Ibu Rumah Tangga di Desa Sumberpoh Kecamatan Maron Kabupaten Probolinggo)

 DOI : 10.20473/jfiki.v4i22017.44-50

 Elys Oktaviana , Ika Ratna Hidayati , Liza Pristianty

 44-50

 Abstract : 9127


 PDF : 84672



Pengaruh Nutrisi pada Produksi dan Karakterisasi Protease dari Bakteri Termofilik Isolat LS-1 Lumpur Sidoarjo

 DOI : 10.20473/jfiki.v4i22017.51-58

 Achmad Toto Poernomo , Isnaeni Isnaeni , Djoko Agus , Ayu Chandra Dewi , Digdo Suryagama

 51-58

 Abstract : 1274

 PDF : 6048



ABC Analysis Towards Drug Needs Planning in Pharmacy Installation of RSUD Kota Yogyakarta In 2010

 DOI : 10.20473/jfiki.v4i22017.59-66

 Heny Puspa Sari , Sulanto Saleh Danu , Endang Sulistyani

 59-66

 Abstract : 974

 PDF : 2515



Aktivitas Antioksidan Ekstrak Etanol dan Fraksi Etil Asetat Daun Kemangi (Ocimum basilicum L.) dengan Metode Fosfomolibdat

 DOI : 10.20473/jfiki.v4i22017.67-73

 Warsi Warsi , Gita Puspitasari

 67-73

 Abstract : 8174

 PDF : 8899



Profil Pengelolaan dan Ketersediaan Obat Anti Diabetes Oral di Puskesmas

DOI : 10.20473/jfiki.v4i22017.74-79

Abdul Rahem

74-79

Abstract : 3338

PDF : 4382



Drug Utilization Study of Antibiotics in Bacterial Meningitis (A Retrospective Study in Dr. Soetomo General Hospital, Surabaya, Indonesia)

DOI : 10.20473/jfiki.v4i22017.80-83

Mareta Rindang Andarsari , Didik Hasmono , Samirah Samirah , Suharjono Suharjono , Dea Ayu Nabilah , Paulus Sugiarto

80-83

Abstract : 1093

PDF : 1516



Pengetahuan Siswa Lulusan SMA Terhadap Tugas Apoteker di Berbagai Bidang Kerja Kefarmasian

DOI : 10.20473/jfiki.v4i22017.84-90

Dinda Monika Nusantara Ratri , Arina Dery Puspitasari

84-90

Abstract : 1565

PDF : 5528



Login

Username *

Password *

[Forgot your password?](#)

Keep me logged in



Accredited Sinta II



Instructions

[Guide for Reviewers](#)[Guide for Authors](#)[Online Submission](#)[Document Template](#)[Copyright Form](#)

Journal Policy

[Focus and Scope](#)[Publication Ethics](#)[Article Processing Charge](#)[Peer Review Process](#)[Peer Review](#)[Editorial Team](#)[Open Access Statement](#)[Archiving](#)[Plagiarism](#)[Copyright](#)[Contact](#)[Old Website](#)

Publisher

This journal has been published by the Faculty of Pharmacy, Universitas Airlangga in collaboration with the Indonesian Association of Pharmaceutical Sciences (IAI) of East Java

Meet Our Editorial Team



Elida Zairina, S.Si., MPH., Ph.D., Apt.
Editor in Chief
Universitas Airlangga, Indonesia

-



Suciati, S.Si., MPhil., Ph.D., Apt.
Editorial Board
Universitas Airlangga, Indonesia

-



Susmiandri, S.Kom.
Assistant Editor
Universitas Airlangga, Indonesia

-

[▶ Read More](#)

ISSN



9 772406 938003

P-ISSN



9 772580 830001

E-ISSN

Indexing





Visitors



[View JFIKI Stats](#)

Keywords



microspheres elderly covid-19 sinensetin antibiotics krim antioksidan pengetahuan apoteker green tea HPLC stabilitas kafein spons quercetin parasetamol stability perilaku quality of life medicine

Address

Fakultas Farmasi Universitas Airlangga
Jl. Dr. Ir. H. Soekarno, Mulyorejo, Surabaya,

(Faculty of Pharmacy Universitas Airlangga)
Jawa Timur - 60115, Indonesia

Contact Info:

Telp: 6231-5933150
Fax: 6231-5932549
Email: jfiki@ff.unair.ac.id



Lembaga Inovasi, Pengembangan Jurnal,
Penerbitan dan Hak Kekayaan Intelektual

LIP JPHKI

Gedung AUP, Kampus C, Universitas Airlangga, Kota Surabaya, Jawa Timur, 60115

This work is licensed under a [Creative Commons Attribution-NonCommercial-ShareAlike 4.0 International License](https://creativecommons.org/licenses/by-nc-sa/4.0/).



Editorial Team



Elida Zairina, S.Si., MPH., PhD., Apt

Editor in Chief

Universitas Airlangga, Indonesia

 0000-0003-0845-4640

OMQtYSgAAAAJ

56127288100

 5986180



Suciati, S.Si., M.Phil, PhD., Apt

Editorial Board

Universitas Airlangga, Indonesia

 0000-0003-2436-4119

5u1wAAAAJ

36453244400

 5987657



**Dr.rer.nat Maria Lucia Ardhani Dwi Lestari, S.Si.,
M.Pharm, Apt**


Editorial Board

Universitas Airlangga, Indonesia

 0000-0001-6111-1562

bUdnDCKAAAAJ

35573993500

 5986185



Didik Setiawan, Ph.D., Apt

Editorial Board

Universitas Muhammadiyah Purwokerto, Indonesia

 0000-0001-9104-548X

jPV689gAAAAJ

56543713300

 5972747



Dr. Susi Ari Kristina, M.Kes., Apt

Editorial Board

Universitas Gadjah Mada, Indonesia

 0000-0003-4248-6830

IsSNzIAAAAAJ




56626120200

 6001684



Dr. Ariyanti Suhita Dewi, S.Si., M.Sc
Editorial Board

Kementerian Kelautan dan Perikanan, Indonesia


 0000-0002-9293-4091
gFILRr4AAAAJ
36159404300

 6670048



Dr. Adliah Mhd. Ali
Editorial Board

Universiti Kebangsaan Malaysia, Malaysia


 0000-0003-1306-8330
b4rrTOUAAAAJ
55141172000

 -



Asst. Prof. Dr. Nungruthai Suphrom
Editorial Board

Naresuan University, Thailand


 0000-0003-3767-8387
ZqxeBAQxUcIC
54388285100

 -



Assist. Prof. Dr.rer.nat. Nuttakorn Baisaeng
Editorial Board

University of Phayao, Thailand


 0000-0002-0305-5854
yIMPyhAAAAJ
55630412100

 -



Debra Dorotea, Ph.D.
Editorial Board

Karolinska Institute, Sweden

 0000-0002-5302-0617
7A3VivgAAAAJ
57196217112

 -






Deby Fapyane, Ph.D.

Editorial Board

Cellugy ApS, Denmark


 0000-0003-1408-3030
t4FEn98AAAAJ
55711006200



Prof. Dr. Alfi Khatib

Editorial Board

Kulliyah of Pharmacy, International Islamic University Malaysia, Malaysia


 0000-0002-5480-0789
MAAAAJ
12140192900



Dr. Long Chiau Ming

Editorial Board

Universiti Brunei Darussalam, Brunei


 0000-0002-6971-1383
5Gn6o5QAAAAJ
55745857500



Tina Tran, PharmD

Editorial Board

Temple University, USA

 0000-0002-8332-8196
-
57192086006



Susmiandri, S.Kom

Administrative Editor

Universitas Airlangga, Indonesia

 -

-

-



Username *

Password *

[Forgot your password?](#)

Keep me logged in

[Login](#)

[Register](#)

Accredited Sinta II



Instructions

[Guide for Reviewers](#)

[Guide for Authors](#)

[Online Submission](#)

[Document Template](#)

[Copyright Form](#)

Journal Policy

[Focus and Scope](#)

[Publication Ethics](#)

[Article Processing Charge](#)

[Peer Review Process](#)

[Peer Review](#)

[Editorial Team](#)

[Open Access Statement](#)

[Archiving](#)

[Plagiarism](#)

[Copyright](#)

Contact

Old Website

Publisher

This journal has been published by the Faculty of Pharmacy, Universitas Airlangga in collaboration with
IAI of East Java



Meet Our Editorial Team



Elida Zairina, S.Si., MPH., Ph.D., Apt.
Editor in Chief
Universitas Airlangga, Indonesia

-



Suciati, S.Si., MPhil., Ph.D., Apt.
Editorial Board
Universitas Airlangga, Indonesia

-



Susmiandri, S.Kom.
Assistant Editor
Universitas Airlangga, Indonesia

-

[Read More](#)

ISSN



9 772406 938003

P-ISSN





9 772580 830001

E-ISSN

Indexing



Visitors



[View JFIKI Stats](#)

Keywords



spons
karakteristik fisik
pereseapan
Stability
quality of life
stabilitas
perilaku
HPLC
gelatin
antibakteri
Covid-19
antioksidan
gel
adherence
pengetahuan
quercetin
kafein
medicine
krim
kunyit
molecular docking
elderly

Address

Fakultas Farmasi Universitas Airlangga
Jl. Dr. Ir. H. Soekarno, Mulyorejo, Surabaya,

(Faculty of Pharmacy Universitas Airlangga)
Jawa Timur - 60115, Indonesia

Contact Info:

Telp: 6231-5933150

Fax: 6231-5932549

Email: jfiki@ff.unair.ac.id



Lembaga Inovasi, Pengembangan Jurnal,
Penerbitan dan Hak Kekayaan Intelektual

LIP JPHKI

Gedung AUP, Kampus C, Universitas Airlangga, Kota Surabaya, Jawa Timur, 60115

This work is licensed under a [Creative Commons Attribution-NonCommercial-ShareAlike 4.0 International License](https://creativecommons.org/licenses/by-nc-sa/4.0/).



Drug Utilization Study of Antibiotics in Bacterial Meningitis (a Retrospective Study in Dr. Soetomo General Hospital, Surabaya, Indonesia)

Mareta Rindang Andarsari^{1*}, Didik Hasmono², Samirah¹, Suharjono¹, Dea Ayu Nabilah¹, Paulus Sugianto²

¹Departement of Clinical Pharmacy, Faculty of Pharmacy, Airlangga University, Surabaya

²Neurology Division, Dr. Soetomo General Hospital, Surabaya

*Corresponding author: mareta.ra@ff.unair.ac.id

Abstract

Background: Meningitis defined as an inflammation of the meninges, a membrane that surrounds the brain. The inflammation is a result from bacterial infection. Central nervous system infection is a medical emergency because of the progressivity and potentially life-threatening. Antibiotics usage become crucial to reduce morbidity and mortality. **Objective:** This study was aimed to assess the use of antibiotics, prescribed for patients with bacterial meningitis in Neurology Department of Dr. Soetomo General Hospital Surabaya from January 2010 until June 2015. **Methods:** Retrospective study using medical record of inpatients obtained from January 1st 2010 until June 30th 2015. The inclusion criteria were inpatients with bacterial meningitis (diagnosed by physician using CT scan data, lumbal puncture and clinical signs and symptoms) and prescribed with antibiotics. Patients with antibiotics therapy less than 3 days and infection other than bacterials were excluded. **Results:** From 85 patients, male to female ratio was 1.66. Meningitis appear to be mostly occurred in productive age, 39 (45.88%) in 15 - 29 years old and 40 (47.06%) in 30 - 60 years old. Number of antibiotics prescribed were 130 prescriptions, as single and combination therapy. The most prescribed antibiotic was cephalosporins (97 prescriptions), dominated by 2 g twice daily ceftriaxone with 86 (66.15%) from overall prescriptions. Followed by metronidazole and fluoroquinolons, 11 (8.46%) and 8 (6.15%) respectively. In addition, there were 26 prescriptions of combination therapy, mostly ceftriaxone and metronidazole. **Conclusion:** Bacterial meningitis are mostly treated using ceftriaxone which is an appropriate drug of choice.

Keywords: antibiotics, bacterial meningitis, drug utilization study, ceftriaxone

INTRODUCTION

Bacterial meningitis is an infection of leptomeninges, a membrane surrounding the brain and spinal cord, caused by bacteria infiltration. Cerebrospinal Fluid (CSF) is a good media for organisms' growth, due to its sterility from antibodies and leukocytes, also contains isotonic glucose. Over the year, incidence of bacterial meningitis has shifted from infants (median equal to 9 months old) to adults (median equal to 25 years old) caused by widespread use of vaccines (Roos & Beek, 2010; McIntyre *et al.*, 2012; Tunkel *et al.*, 2017). From 1990 to 2013, while the mortality in children under 5 years was significantly reduced, but mortality in those older only decrease 2 - 7% (McGill *et al.*, 2016). In adults, 18 - 50 years old, the most common pathogenic organisms are *Streptococcus pneumoniae* and *Neisseria meningitidis*. Whereas in post surgery patients, possible organisms involved are *S. aureus* and *P. aeruginosa* (Tunkel, 2017). Untreated bacterial meningitis can further

damage neurons caused by pathogens-derived neurotoxic products. This neuronal defect can lead to permanent sequelae or death. Antibiotics serve as the main therapy which is urgently needed to overcome the disease's progressivity. Antibiotic therapy should be started as early as possible with some consideration such as antibiotic sensitivity/resistance patterns. When infection occurred in the meninges, antibiotic penetration to across the Blood Brain Barrier (BBB) should be considered to ensure antibiotic effective concentration achieved (Nau *et al.*, 2010). Other studies found that bacterial meningitis pathogens develop resistance to antibiotics. In Egypt, 40% of *N. meningitidis* are resistant to ampicillin (Shaban & Siam, 2009). Tzanakaki & Mastrantonio (2007) found that 24.4% of *Haemophilus influenzae* was resistant to ampicillin in Spain. Therefore, the proper use of antibiotic is needed to prevent antibiotic resistance. This study aimed to examine the antibiotic usage in bacterial meningitis, and this data can be use as a

consideration in choosing the right antibiotic in bacterial meningitis patients.

METHODS

This study was conducted in neurology wards of Dr. Soetomo General Hospital, a government-owned teaching hospital located in Surabaya, Indonesia. The protocol has been granted an ethical approval from the hospital’s Ethical Committee before the data collection conducted. Data were retrospectively acquired from the hospital’s medical record center with specified inquiries for inpatients with bacterial meningitis admitted between January 1, 2010 until June 30, 2015 as the population, and then collected patients who received antibiotic therapy. Criteria for sample exclusion were coexisting diagnosis or suspicion of meningitis other than bacterial and/or those who failed to receive at least 3 days of antibiotic during hospitalisation. Informations assessed were age, gender, antibiotic type, dose, length of hospital stay, and discharged condition. The percentage of antibiotic prescribed was calculated as follow: (number of antibiotic type encounters/total number of encounters surveyed) x 100%.

RESULTS AND DISCUSSION

There were 85 patient medical records fit the inclusion criteria. The distribution of age, gender, length of stay, and discharge conditions are shown in Table 1. In this study, bacterial meningitis was mostly occurred in productive age. Elderly patients (more than 60 years old) have a risk of bacterial meningitis caused by low immunity. The differences between the results of this study and literature caused by the present of risk factors that affect patient conditions such as environment, socio-economic and food contamination (Goodwin & Hartis, 2008; Mace, 2008). Male are dominating than female in bacterial meningitis. This may be caused by genetic reason. Male only has one X chromosome instead of two as in female. The X chromosome has genes which are involved directly or indirectly in immunoglobulin synthesis. Lack of the X

chromosome causes male to be more susceptible to infections (Libert *et al.*, 2010).

Length of stay patients is related to the duration of antibiotic administration. Duration of antibiotic administration should be based on causative bacteria that is obtained from cerebrospinal fluid culture, but not all patients agreed with lumbar puncture (Goodwin & Hartis, 2008). So, empirical antibiotic is given to the patients based on experience of clinicians that are supported by guideline and clinical pathway in Neuroscience Department, Dr. Soetomo General Hospital.

Table 1. Age, gender distribution and length of stay (N = 85)

	n	%
Age (years)		
15 - 29	39	45.88
30 - 60	40	47.06
> 60	6	7.06
Gender		
Male	53	62.35
Female	32	37.65
Length of stay (days)		
3 - 7	28	32.94
8 - 14	26	30.59
15 - 21	20	23.53
22 - 28	8	9.41
> 28	3	3.53
Discharge condition		
Doctor’s decision	31	36.47
Patient’s request	18	21.18
Died	36	42.35
Total	85	100

From the collected data, there were 130 prescribed antibiotics found as single and as combination therapy. Cephalosporins were the most prescribed antibiotic with 74.62% of total antibiotics prescription (Table 2). Among 130 prescribed antibiotics, there were 26 prescriptions of combination antibiotics, which 8 of them were combination of ceftriaxone and metronidazole.

Table 2. Prescribed antibiotics in bacterial meningitis

Antibiotic type	Dose (daily)	Prescription	%
Cephalosporins		97	74.62
Ceftriaxone	2x2 g	86	66.15
Ceftazidime	3x1 g	8	6.15
Cefixime	2x100 mg	3	2.31
Aminoglycosides		4	3.08
Gentamycin	2x80 mg	2	1.54
Amikacin	3x250 mg	2	1.54
Fluoroquinolones		8	6.15
Levofloxacin	1x750 mg	6	4.61
Ciprofloxacin	2x400 mg	2	1.54
Others		21	16.15
Ampicillin	4x3 g	1	0.77
Meropenem	3x1 g	3	2.31
Metronidazole	3x500 mg	11	8.46
Cotrimoxazole	3x960 mg	2	1.54
Fosfomycin	2x2 g	3	2.31
Chloramphenicol	4x1 g	1	0.77
Total		130	100

Antibiotics therapy should be started immediately in bacterial meningitis. Selecting empiric antibiotics should be considering age and underlying conditions, until microbiology test obtained. Broad spectrum antibiotics such as cephalosporins are recommended for empiric therapy because they have consistent CSF penetration and potential against pathogens of bacterial meningitis (Tunkel *et al.*, 2017). After the aetiologic pathogen had been defined from lumbal puncture, empiric antibiotics should be changed. Analizing CSF important to confirm the diagnosis and determine the pathogen and its sensitivity (Heckenberg *et al.*, 2014). Antibiotics should be able to penetrate BBB and achieve minimum inhibitory concentration (MIC) to achieve therapeutic effect. Factors that determine their penetration into CSF are molecular weight, lipophilicity, drug-protein binding, and active transport (Nau *et al.*, 2010).

Among various type of antibiotics used in bacterial meningitis, cephalosporins group, especially ceftriaxone, was the most widely used. Ceftriaxone is the third generation of cephalosporin with extended antibacterial spectrum, notably in Gram negative bacteria. Cephalosporins have low lipophilicity, hence the poor penetration through BBB. However, in the presence of inflamed meninges, the tight junction belt were loosen, increasing cephalosporins concentration in CSF. Moreover, the MIC of extended spectrum cephalosporins for common pathogens are generally low, but concentration in CSF is already several fold greater than needed (Lutsar & Friedland, 2000; Prasad *et al.*, 2013). Ceftriaxone shows a CSF/serum AUC ratio in non-inflamed meninges of

< 0.02, but the presence of inflammation ensured higher CSF concentration (Paolo *et al.*, 2013). Following cephalosporins, metronidazole was also used in bacterial meningitis in this study. Metronidazole can be used as combination with cephalosporins to expand antibacterial activity, especially anaerobes bacterial. Metronidazole is a small lipophilic molecule, penetrate into CSF well and achieve CSF concentration almost as high as the plasma concentration. Metronidazole has been proved effective for CNS anaerob infections (Nau *et al.*, 2010; Lofmark *et al.*, 2010).

CONCLUSION

Ceftriaxone, a cephalosporin, until June 2015 becomes the drug of choice for bacterial meningitis in Neuroscience Department, Dr. Soetomo General Hospital algorithm.

REFERENCES

Goodwin, S. D. & Hartis, C. E. (2008). Central Nervous System Infection. (In: Wells, B. G., Schinghammer, T. L., Malone, P. M., Kolesar, J. M., Rotschafer, J. C., Dipiro, J. T., *Pharmacotherapy Principle and Practice*). USA: McGraw-Hill.

Heckenberg, S. G., Brouwer, M. C. & Beek, D. V. (2014). Bacterial Meningitis (In: J. Biller & J. M. Ferro (ed.) *Handbook of Clinical Neurology* Volume 121 3rd). Edinburgh: Elsevier.

Libert, C., Dejager, L. & Pinheiro. (2010). The X Chromosomes in Immune Functions: When a Chromosome Makes a Difference. *Nature Reviews Immunology*; 10; 594-604.

- Lofmark, S., Edlund, C. & Nord, C. N. (2010). Metronidazole is Still the Drug of Choice for Treatment of Anaerobic Infections. *Clinical Infectious Diseases*; 50; 16-23.
- Lutsar, I. & Friedland, I. R. (2000). Pharmacokinetics and Pharmacodynamics of Cephalosporin in Cerebrospinal Fluid. *Drug Disposition*; 39; 335-343.
- Mace, S. E. (2008). Acute Bacterial Meningitis. *Emergency Medicine Clinics*; 26; 281–317.
- McGill, F., Heyderman, R. S., Panagiotou, S., Tunkel, A. R. & Solomon, T. (2016). Acute Bacterial Meningitis in Adults. *The Lancet*; 6736; 1-12.
- McIntyre, P. B., O'Brien, K. L., Greenwood, B. & Beek, D. (2012). Effect of Vaccines on Bacterial Meningitis Worldwide. *The Lancet*; 380; 1703-1711.
- Nau, R., Sorgel, F. & Eiffert, H. (2010). Penetration of Drugs through the Blood-Cerebrospinal Fluid/Bood-Brain Barrier for Treatment of Central Nervous System Infections. *Clinical Microbiology Reviews*; 23; 858-883.
- Paolo, A. D., Gori, G., Tascini, C., Danesi, R. & Tacca, M. D. (2013). Clinical Pharmacokinetics of Antibacterials in Cerebrospinal Fluid. *Clinical Pharmacokinetics*; 52; 511-542.
- Prasad, K., Kumar, A. & Singhal, T. (2007). Third Generation Cephalosporins Versus Conventional Antibiotics for Treating Acute Bacterial Meningitis. Hoboken: John Wiley & Sons, Ltd.
- Roos, K. L. & Beek, D. V. (2010). Bacterial Meningitis (In: Roos K., Tunkel, A. (ed.), *Handbook of Clinical Neurology*). Amsterdam: Elsevier.
- Shaban, L. & Siam, R. (2009). Prevalence and Antimicrobial Resistance Pattern of Bacterial Meningitis in Egypt. *Annals of Clinical Microbiology and Antimicrobials*; 8; 1-10.
- Tunkel, A. R., Calderwood, S. B. & Thorner, A. R. (2017). Initial Therapy and Prognosis of Bacterial Meningitis in Adults. Amsterdam: Wolters Kluwer.
- Tunkel, A. R. (2017). Clinical Features and Diagnosis of Acute Bacterial Meningitis in Adults. Amsterdam: Wolters Kluwer.
- Tzanakaki, G. & Mastrantonio, P. (2007). Aetiology of Bacterial Meningitis and Resistance to Antibiotics of Causative Pathogens in Europe and in the Mediterranean Region. *International Journal of Antimicrobial Agents*; 29; 621-629.



JURNAL FARMASI DAN ILMU KEFARMASIAN INDONESIA

📍 [FAKULTAS FARMASI UNIVERSITAS AIRLANGGA](#)

🌟 P-ISSN : 24069388 <> E-ISSN : 25808303

2
Impact Factor

730
Google Citations

Sinta 2
Current
Accreditation

[Google Scholar](#) [Garuda](#) [Website](#) [Editor URL](#)

History Accreditation

2017 2018 2019 2020 2021 2022 2023 2024

[Garuda](#) [Google Scholar](#)

[Molecular Docking of Active Compound of Lavandula angustifolia Mill Essential Oil against N-methyl-D-aspartate \(NMDA\) Receptor](#)

Universitas Airlangga [JURNAL FARMASI DAN ILMU KEFARMASIAN INDONESIA Vol. 9 No. 1 \(2022\): JURNAL FARMASI DAN ILMU KEFARMASIAN INDONESIA 75-81](#)

📅 2022 📄 DOI: [10.20473/jfiki.v9i12022.75-81](#) 🏅 [Accred : Sinta 2](#)

[HPLC Method Optimization for Simultaneous Determination of Quercetin, Luteolin, Sinensetin, and Stigmasterol in Herbal Medicines](#)

Universitas Airlangga [JURNAL FARMASI DAN ILMU KEFARMASIAN INDONESIA Vol. 9 No. 1 \(2022\): JURNAL FARMASI DAN ILMU KEFARMASIAN INDONESIA 62-68](#)

📅 2022 📄 DOI: [10.20473/jfiki.v9i12022.62-68](#) 🏅 [Accred : Sinta 2](#)

[Potential Drug-Drug Interactions in Ambulatory Patients with Hypertension: a Retrospective Study](#)

Universitas Airlangga [JURNAL FARMASI DAN ILMU KEFARMASIAN INDONESIA Vol. 9 No. 1 \(2022\): JURNAL FARMASI DAN ILMU KEFARMASIAN INDONESIA 69-74](#)

📅 2022 📄 DOI: [10.20473/jfiki.v9i12022.69-74](#) 🏅 [Accred : Sinta 2](#)

[Anti-Hepatitis C Virus Activity of Various Indonesian Plants from Balikpapan Botanical Garden, East Borneo](#)

Universitas Airlangga [JURNAL FARMASI DAN ILMU KEFARMASIAN INDONESIA Vol. 9 No. 1 \(2022\): JURNAL FARMASI DAN ILMU KEFARMASIAN INDONESIA 48-54](#)

📅 2022 📄 DOI: [10.20473/jfiki.v9i12022.48-54](#) 🏅 [Accred : Sinta 2](#)

[Antidiabetic Activity of Ethanolic Extract of Kale \(Brassica oleracea var. sabellica\)](#)

Universitas Airlangga [JURNAL FARMASI DAN ILMU KEFARMASIAN INDONESIA Vol. 9 No. 1 \(2022\): JURNAL FARMASI DAN ILMU KEFARMASIAN INDONESIA 92-100](#)

Citation Per Year By Google Scholar



Journal By Google Scholar

	All	Since 2018
Citation	730	695
h-index	14	14
i10-index	22	20

Acute and Subchronic Toxicity Assessment of 70% Ethanol Extract of Gendarusa Leaves In Vivo

Universitas Airlangga [JURNAL FARMASI DAN ILMU KEFARMASIAN INDONESIA Vol. 9 No. 1 \(2022\): JURNAL FARMASI DAN ILMU KEFARMASIAN INDONESIA 39-47](#)

2022 DOI: 10.20473/jfiki.v9i12022.39-47 Accred : Sinta 2

Calcium Decay Ability of Extracts Chromolaena odorata L. Leaves (Asteraceae) on Kidney Stones

Universitas Airlangga [JURNAL FARMASI DAN ILMU KEFARMASIAN INDONESIA Vol. 9 No. 1 \(2022\): JURNAL FARMASI DAN ILMU KEFARMASIAN INDONESIA 24-31](#)

2022 DOI: 10.20473/jfiki.v9i12022.24-31 Accred : Sinta 2

Ethnomedicine Study on Justicia gendarussa for Male Contraception at the Nimboran Ethnic, Jayapura

Universitas Airlangga [JURNAL FARMASI DAN ILMU KEFARMASIAN INDONESIA Vol. 9 No. 1 \(2022\): JURNAL FARMASI DAN ILMU KEFARMASIAN INDONESIA 55-61](#)

2022 DOI: 10.20473/jfiki.v9i12022.55-61 Accred : Sinta 2

Synthesis and Activity Test of 1-Allyl-3-(4-tertiary-Butylbenzoyl) Thioureaas a Candidate of an Analgesic Drug

Universitas Airlangga [JURNAL FARMASI DAN ILMU KEFARMASIAN INDONESIA Vol. 9 No. 1 \(2022\): JURNAL FARMASI DAN ILMU KEFARMASIAN INDONESIA 17-23](#)


2022 DOI: 10.20473/jfiki.v9i12022.17-23 Accred : Sinta 2

Cost of Illness Type 2 Diabetes Mellitus Outpatient BPJS on Malang City Health Center

Universitas Airlangga [JURNAL FARMASI DAN ILMU KEFARMASIAN INDONESIA Vol. 9 No. 1 \(2022\): JURNAL FARMASI DAN ILMU KEFARMASIAN INDONESIA 1-7](#)

2022 DOI: 10.20473/jfiki.v9i12022.1-7 Accred : Sinta 2

View more ...



Journal By Google Scholar

	All	Since 2018
Citation	730	695
h-index	14	14
i10-index	22	20