



DER PHARMA CHEMICA

JOURNAL FOR MEDICINAL CHEMISTRY, PHARMACEUTICAL
CHEMISTRY, PHARMACEUTICAL SCIENCES AND COMPUTATIONAL
CHEMISTRY

ISSN: 0975-413X



All submissions of the EM system will be redirected to **Online Manuscript Submission System**. Authors are requested to submit articles directly to **Online Manuscript Submission System** of respective journal.

Volume 7, Issue 10

[Evaluation of some enzymes levels in Iraqi children infected with visceral leishmaniasis](#)

Author(s): Jasim Hameed Taher 1, Noor Al-huda Abdullah 2, Sura Mohammad 2 and Eman Faris 2

Page No. 1-5 [Abstract](#) [PDF](#)

[Electrochemical corrosion resistance and inhibition behaviour of martensitic stainless steel in hydrochloric acid](#)

Author(s): C. A. Loto a, b *, O. S. I. Fayomi a,b and R. T. Loto a

Page No. 102-111 [Abstract](#) [PDF](#)

[The bioactive molecule resveratrol \(RVTL\) obtained from the black grapes \(Vitis vinefera \) act as potential hepatocytes regenerators and cytotoxic agent](#)

Author(s): Asish Bhaumik* 1, Shibu Das 2, Soma Acharjee 2, Prasenjit Das 3, G. Mani 1 and J. Swarnalatha 1

Page No. 112-127 [Abstract](#) [PDF](#)

[Synthesis, characterization and biological activity of a novel p-toulic hydrazone and resacetophenone schiff base \(RAPPTH\) ligand and their metal complexes](#)

Author(s): S. Kondaiah 1 *, G. Naga Raja Reddy 2, B. Vijaya Kumar 3, P. Govinda Chowdary 4 and B. V. Ramana Reddy 1

Page No. 13-22 [Abstract](#) [PDF](#)

[DFT investigations on optoelectronic properties of new low gap compounds based on pyran as solar cells materials](#)

Author(s): A. El Assyry 1, A. Hallaoui 2, A. Zarrouk 3, M. El Hezzat 4, M. Assouag 5, S. Boukhris 6 and M. M. Ebn Touhami 7

Page No. 128-138 [Abstract](#) [PDF](#)

[Preparation and characterization of multiwall carbon nanotubes decorated with zinc oxide](#)

Author(s): Mohamed Morsy 1, Magdy Helal 1, Mohamed El-Okr 2 and Medhat Ibrahim 3

Page No. 139-144 [Abstract](#) [PDF](#)

[Exploration of optimum conditions for reduction of nitrobenzene by Fe \(II\)/Iron Mud System](#)

Author(s): Wang Hongmin

Page No. 145-149 [Abstract](#) [PDF](#)

[Synthesis characterization and biological screening of some novel substituted thiazine derivatives](#)

Author(s): Ravindar Bairam* and Srinivasa Murthy M.

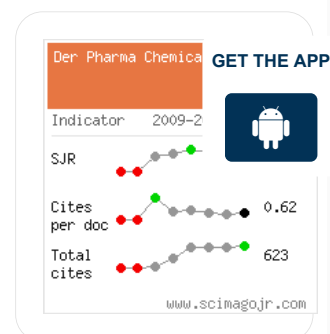
Page No. 150-154 [Abstract](#) [PDF](#)

[Electrochemical and thermodynamic investigation of benzenamine as corrosion inhibitor of austenitic stainless steel \(type 304\) in hydrochloric acid solution](#)

Author(s): Roland Tolulope Loto a,b *, Cleophas Akintoye Loto a,b, Ayodele Samuel

30+ Million Readerbase

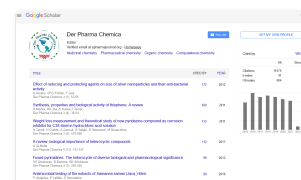
Social



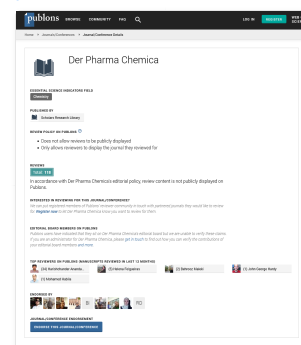
[Google Scholar citation report](#)

Citations : 11575

[Der Pharma Chemica received 11575 citations as per Google Scholar report](#)



[Der Pharma Chemica peer review process verified at publons](#)



Leave a message

Onawunmi a,c and Williams Kupolati d

Page No. 155-168 [Abstract](#) [PDF](#)

[Synthesis of 1-alkyl succinimidoanthracenyl-4-\(\(naphthalene-1-yloxy\)methyl\)-1H-1,2,3-triazoles](#)

Author(s): J. Ramchander

Page No. 169-174 [Abstract](#) [PDF](#)

[Dielectric and electrical properties of lead zirconate titanate](#)

Author(s): R. Balusamy a , P. Kumaravel b and N. G. Renganathan c*

Page No. 175-185 [Abstract](#) [PDF](#)

[Synthesis, spectroscopic characterization and DNA interaction of schiff base curcumin Cu\(II\), Ni\(II\) and Zn\(II\) complexes](#)

Author(s): Priyadharshini N, Iyyam Pillai S 1 , Subramanian S 2 and P. Venkatesh 1*

Page No. 186-201 [Abstract](#) [PDF](#)

[A DFT study of the structure and bonding in 1,3-dithia-2-arsacyclopetane derivative with oxygen and sulfur donor ligands](#)

Author(s): S. Trivedi 1 , B. R. Patil 1 , P. Sharma 2 , R. Dwivedi 2 and R. Prasad 2

Page No. 202-211 [Abstract](#) [PDF](#)

[Synthesis, characterization and in-vitro biological evaluation of urea analogue of tetrazolo\[1,5-a\]pyrimidine](#)

Author(s): Dharmesh Pansuriya, Kalpesh Menpara, Naresh Kachhad iya, Jignesh Menpara and Kartik Ladva*

Page No. 212-218 [Abstract](#) [PDF](#)

[On the spectroscopic analyses of aspartic acid](#)

Author(s): Noha Saleh 1 , Hanan Elhaes 2 , Zeinab Abdel Aziz 3 and Medhat Ibrahim 3

Page No. 219-222 [Abstract](#) [PDF](#)

[Mitochondrial DNA genetic diversity of arowana fish local variants on the D-loop hypervariable region: Study in the southern region of Papua-Indonesia](#)

Author(s): Yohanis Ngili, 1 Daniel Lantang, 2 Richardo Ubyaan, 3 and Epiphani Imelda Yosephin Palit 4

Page No. 223-228 [Abstract](#) [PDF](#)

[A conventional synthesis and characterization of some novel substituted N-\(\(2-methyl/mercapto-1H-benzodimidazol-1-yl\)methyl\)substituted benzenamine, N-\(\(2-methyl/mercapto-1H-benzodimidazol-1-yl\)\(substituted phenyl\)methyl\)substituted benzenamine as potential cytotoxic agents](#)

Author(s): *Vikash Kumar Chaudhari and Devender Pathak

Page No. 229-236 [Abstract](#) [PDF](#)

[Experimental and theoretical study on the corrosion inhibition of mild steel by ethyl 1-\(\(\(4-acetylphenyl\)\(\(3-\(ethoxycarbonyl\)-1H-pyrazol-1-yl\)methyl\)amino\)methyl\)-5-methyl-1H-pyrazole-3-carboxylate in sulfuric acid solution](#)

Author(s): S. EL Arouji 1 , K. Alaoui Ismaili 1 , A. Zerrouki 2 , S. El Kadiri 2 , A. El Assyry 3 , Z. Rais 1 , M. Filali Baba 1 , M. Taleb 1 , A. Zarrouk 2 , A. Aouniti 2 and B. Hammouti 2

Page No. 23-33 [Abstract](#) [PDF](#)

[Theoretical prediction and experimental study of 5-methyl-1H-pyrazole-3-carbohydrazide as a novel corrosion inhibitor for mild steel in 1.0 M HCl](#)

Author(s): H. Elmsellem 1* , K. Karrouchi 1,2 , A. Aouniti 1 , B. Hammouti 1 , S. Radi 1 , J. Taoufik 2 , M. Ansar 2 , M. Dahmani 1,3 , H. Steli 4 and B. El Mahi 1

Page No. 237-245 [Abstract](#) [PDF](#)

[An efficient synthesis with antimicrobial screening of N-methyl derivative of 4-\(2-bromonaphthalen-6-yl\)-6-aryl-6H-1,3-thiazin-2- amines](#)

Tweets from @derpharmachemi1



DerPharmaChe... @derp...

· Aug 20

DER PHARMA CHEMICA
Current Issue| Volume 14, Issue 7
To access articles: bit.ly/2WpfQrc

Submissions now open for the upcoming issue- Volume14, Issue 8




↑ You Retweeted

DOWNLOADS

- [Acrobat Reader](#)
- [Chemsketch](#)
- [Copyright Form](#)
- [Editorial / Advisory Board Form](#)
- [Author's Guideline](#)
- [Publication Ethics](#)

GET THE APP



Leave a message



Author(s): N. Prakash and N. Ingarsal*

Page No. 246-250 [Abstract](#) [PDF](#)

[Synthesis of some anticancer agent conjugated to amino acids through amide bond with expected biological activity](#)

Author(s): Abbas Abdulridha * and Kawkab Y. Saour

Page No. 251-259 [Abstract](#) [PDF](#)

[New antipyrine derivatives as corrosion inhibitors for C-steel in 1.0M hydrochloric acid solutions](#)

Author(s): A. S. Fouda*, G. Y. Elewady, R.R. Ibrahim and E. A. Salim

Page No. 260-274 [Abstract](#) [PDF](#)

[Removal of heavy metals from water by adsorption on chitin derivatives](#)

Author(s): Samar H. Mohamed a , Ahmed A. El-Gendy a , Amal H. Abdel-kader a,b and E. A. El-Ashkar c

Page No. 275-283 [Abstract](#) [PDF](#)

[Adsorption and corrosion inhibition of mild steel in 0.5 M H₂SO₄ by a new thiazine derivative 2H-benzo\[b\]\[1,4\]thiazin-3\(4H\)-one using experimental and theoretical approaches](#)

Author(s): A. Elyoussfi 1 , H. Elmsellem 1 , A. Dafali 1 , K. Cherrak 1 , N. K. Sebbar 2 , A. Zarrouk 1 , E. M. Essassi 2 , A. Aouniti 1 , B. El Mahi 1 and B. Hammouti 1

Page No. 284-291 [Abstract](#) [PDF](#)

[Corrosion of mild steel in binary mixtures of acids](#)

Author(s): Shalini Srivastava

Page No. 296-303 [Abstract](#) [PDF](#)

[Kinetics of permanganate oxidation of 4-hydroxyacetophenone in acidic media](#)

Author(s): Bhagwansing Dobhal 1 , Ravindra Shimpi 1 , Mazahar Farooqui 2 , Sandipsing Gour 3 , and Milind Ubale 4*

Page No. 304-308 [Abstract](#) [PDF](#)

[Synthesis and biological evaluation of indoles](#)

Author(s): Subba Rami Reddy S. R.*, Suryanarayana Rao V. and Subba Narayana Kanchana

Page No. 309-319 [Abstract](#) [PDF](#)

[Effect of harvesting period and drying time on the essential oil yield of Pistacia lentiscus L. leaves](#)

Author(s): Taoufik Haloui 1,2 , Abdellah Farah 2 , Sara Lebrazi 3 , Mouhcine Fadil 1 and Aziz Belrhiti Alaoui 1

Page No. 320-324 [Abstract](#) [PDF](#)

[Transition-metal-free double C-S cross-coupling reaction by using Na₂S as a sulfuring reagent](#)

Author(s): Satish P. Nikumbh a,b , V. Narayana Murthy a , T. Srinivasa Rao a , Y. Chiranjeevi a , Suju C. Joseph a,b , Y. L. N. Murthy b and Akula Raghunadh a *

Page No. 325-330 [Abstract](#) [PDF](#)

[Sterols and Lipids from Pleurotus florida](#)

Author(s): Consolacion Y. Ragasa 1,2,* , Virgilio D. Ebajo Jr. 1 , Renato G. Reyes 3 , Robert Brklja 4 and Sylvania Urban 4

Page No. 331-336 [Abstract](#) [PDF](#)

[Synthesis and biological evaluation of some new coumarin derivatives as potential antimicrobial, analgesic and anti-inflammatory agents](#)

Author(s): Mohammed A. I. Elbastawesy a , Bahaa G. M. Youssif b,c , Mostafa H. Abdelrahman a and Alaa M. Hayallah * b,d

Page No. 337-349 [Abstract](#) [PDF](#)

[Electrochemical and gravimetric studies of the corrosion inhibition of mild steel in HCl](#)

GET THE APP



Leave a message

[medium by cymbopogon nardus essential oil](#)

Author(s): K. Alaoui Ismaili 1 , S. EL Arouji 1 , A. Abdellaoui 2 , F. El Kamani 2 , Z. Rais 1 , M. Filali Baba 1 , M. Taleb 1 , Khadijah M. Emran 3 , A. Zarrouk 4 , A. Aouniti 4 and B. Hammouti 4

Page No. 34-44 [Abstract](#) [PDF](#)

[Hexane extract of Nigella sativa L as eco-friendly corrosion inhibitor for steel in 1 M HCl medium](#)

Author(s): I. El Mounsi 1 , H. Elmsellem 2 , A. Aouniti 2 , H. Bendaha 1 , M. Mimouni 1 , T. Benhadda 1 , R. Mouhoub 1 , B. El Mahi 2 , A. Salhi 2 and B. Hammouti 2

Page No. 350-356 [Abstract](#) [PDF](#)

[Chitosan membrane as an oil carrier: Spectroscopic and modeling analyses](#)

Author(s): Diaa Atta, Ahmed Fakhry and Medhat Ibrahim*

Page No. 357-361 [Abstract](#) [PDF](#)

[Synthesis, characterization, biological evaluation and docking studies of pyrimidine-imidazole mannich base derivatives as transaminase bioinhibitors](#)

Author(s): G. Govindu, P. Raveendra Reddy, D. Rajesh and L. K. Ravindranath

Page No. 362-371 [Abstract](#) [PDF](#)

[In vitro study of parasitemia determination of alkaloids from S. tuberosa Lour by flow cytometry in comparison with optical microscopy](#)

Author(s): Pratiwi Pudjiastuti 1 , Rosmawaty 2 , Sri Sumarsih 1 , Heny Arwati 3 , Ari S. Nugraha 4 and Loeki E. Fitri 5

Page No. 372-376 [Abstract](#) [PDF](#)

[Computational notes on the effect of solvation on the electronic properties of glycine](#)

Author(s): Osama Osman, Abdelaziz Mahmoud, Diaa Atta, Aly Okas ha and Medhat Ibrahim

Page No. 377-380 [Abstract](#) [PDF](#)

[In vitro hepatoprotective activity of Azima tetraacantha leaf extract and silver nanoparticle in hepatocytes](#)

Author(s): E. Prakash 1 , T. Jeyadoss 1# and S. Velavan 2

Page No. 381-390 [Abstract](#) [PDF](#)

[Theoretical evaluation of ultrasonic velocity in binary mixtures of isomeric butanols with ethyl benzoate](#)

Author(s): G. Lakshmana Rao 1 , P. B. Sandhya Sri 2 , G. R. Satyanarayana 3 and C. Rambabu*

Page No. 398-408 [Abstract](#) [PDF](#)

[Separation and identification of heavy metal ions by thin layer chromatography on silica gel-G](#)

Author(s): Meghna H. Jumde and W. B. Gurnule*

Page No. 409-414 [Abstract](#) [PDF](#)

[Occurrence of multiple forms of enzymes of cultivated soybean \(Glycine max \(L.\) D. & Durrill, 1917\) and wild-growing soybean \(Glycine soja Siebold & Zucc., 1845\)](#)

Author(s): Ivachenko L. E. 1 , Lavrentieva S. I. 1 , Kuznetsova V. I. 1 , Razantsvei V. I. 1 , Golokhvast K. S. 2 * and Pamirsky I. E. 1

Page No. 415-426 [Abstract](#) [PDF](#)

[Synthesis and bioactivity evaluation of novel biphenyl thioxo pyrimidines as potent antimicrobial agent](#)

Author(s): Pineshkumar N. Patel* 1 and Denish C. Karia 2

Page No. 427-433 [Abstract](#) [PDF](#)

[Extraction and Isolation of active constituents from Ixora chinensis Lam leaves](#)

Author(s): a Dontha Sunitha, b Kamurthy Hemalatha, c Bhagavan R Manthripragada and a Nandakishora Chary

Page No. 434-441 [Abstract](#) [PDF](#)

GET THE APP



Leave a message

[DNA affinity screening of extracts tunicate *Cynthia squamulata* from the Atlantic coast](#)**Author(s):** T. Ainane 1 *, A. Abourriche 1 , N. Oukkache 2 , H. Lamdini 3 , B. Hammouti 4 and A. Bennamara 1Page No. 45-49 [Abstract](#) [PDF](#)[Synthesis, characterization and antimicrobial activity of some novel s-triazine derivatives incorporating quinoline moiety](#)**Author(s):** N. Kavitha a , A. Arun b and S. Syed Shafi *Page No. 453-458 [Abstract](#) [PDF](#)[Provenance effect on the yield, chemical composition and antibacterial activity of Moroccan rosemary essential oils](#)**Author(s):** Afaf Megzari 1,2* , Abdellah Farah 2 , Mohammed Iraqi Houssaini 3 and El Mestafa EL Hadrami 1Page No. 459-472 [Abstract](#) [PDF](#)[Chemical constituents of *Hypnea nidulans* Setchell](#)**Author(s):** Consolacion Y. Ragasa 1,2,* , Virgilio D. Ebajo Jr. 1 , Nancy Lazaro-Llanos 1 , Robert Brklja 3 and Sylvia Urban 3Page No. 473-478 [Abstract](#) [PDF](#)[Synthesis of some biologically active 2,5-diazido-1-\(N-substituted phenyl\)-1H-pyrrole-3,4-dicarbaldehydes and their transformation in to multivariant functionalities](#)**Author(s):** *A. P. Rajput, 1 A. R. Kankhare and 2 D. V. NagaralePage No. 479-484 [Abstract](#) [PDF](#)[Chemical constituents of *Cycas riuminiana*](#)**Author(s):** Vincent Antonio S. Ng 1 , Esperanza Maribel G. Agoo 2 , Chien-Chang Shen 3 and Consolacion Y. Ragasa 1,4*Page No. 485-489 [Abstract](#) [PDF](#)[Trimethyl phosphate mediated synthesis of 2-arylbenzothiazole derivatives](#)**Author(s):** 1 Dakshayini Chandrashekarachar, 2 Chaitramallu and 2 Devaraju Kesagudu.Page No. 490-492 [Abstract](#) [PDF](#)[Synthesis, characterization and tubulin-interaction profile of substituted cinnamoyl urea derivatives](#)**Author(s):** Rakhi Chaudhary*, Shuaib 1 , S. Riaz Hashim 2 and Prem Shankar Mishra 3Page No. 493-503 [Abstract](#) [PDF](#)[Comparative study of chemical physical properties of vegetable oils \(surface tension and viscosity\)](#)**Author(s):** M. Belgharza 1 , A. Ihihi 3 , Y. Najih 2 and M. Alaoui El Belghiti 1Page No. 50-54 [Abstract](#) [PDF](#)[Montmorillonite K-10: An efficient and reusable catalyst for the one-pot multi component microwave synthesis of diethyl 1-\(4-aryl\)-4-phenyl-1H-pyrrole-2,3-dicarboxylates](#)**Author(s):** S. Ahammad Kabeer, N. Maheswara Reddy, G. Mohan, B. Mahesh and C. Suresh Reddy*Page No. 504-509 [Abstract](#) [PDF](#)[Synthesis, characterisation and biological evaluation of some novel Schiff bases derived from halovinyl aldehyde and 4-amino-5-\(pyridin-4-yl\)-4H-1,2,4-triazole-3-thiol](#)**Author(s):** J. H. Mansoori a and S. S. Rajput *bPage No. 510-514 [Abstract](#) [PDF](#)[Efficient one-pot synthesis of multi-substituted triazolopyrimidines by using DBU as basic catalyst via Mitsunobu reaction](#)**Author(s):** Hymavathi Alluri, Haritha Gonthina, Ravi Kumar Gantala, Madhu Chandra Venkateswara Rao. B

GET THE APP



Leave a message

Page No. 515-520 [Abstract](#) [PDF](#)

[Evaluate the effect of three levels pH in leaching and volatilization of nitrogen fertilizers, in three soil types](#)

Author(s): Evelin Cevallos 1 *, Lorena Correa 1 , Pablo Landáezuri 1 , Jaime Gálvez 2 , Santiago Ulloa 1 , Darwin Rueda 1 , Bangeppagari Manjunatha 1 and Mariadoss Selvanayagam 3,4

Page No. 521-532 [Abstract](#) [PDF](#)

[Ecofriendly one pot synthesis of 2-substituted benzimidazole](#)

Author(s): Mantosh B. Swami, Sudhakar G. Patil a , Sushil R. Mathapati b , Hanumant G. Ghuge a and Arvind H. Jadhav c

Page No. 533-535 [Abstract](#) [PDF](#)

[Optimization of detection of sexual genotype through microsatellites in populations of Nile Tilapia \(Oreochromis niloticus \) from the breeding pools](#)

Author(s): Gustavo Naranjo 1 * , Darwin Rueda Ortiz 1* , María Augusta Chávez 1 , Bangeppagari Manjunatha 1 , Juan Ortiz Tirado 1 , Daysi Muñoz 1 , Rajesh R. Kundapur 2 and Muchakayala Ravi 3

Page No. 536-542 [Abstract](#) [PDF](#)

[A theoretical analysis of the relationships between electronic structure and HIV-1 integrase inhibition and antiviral activity of a series of naphthyridinone derivatives](#)

Author(s): Javier Valdebenito-Gamboa and Juan S. Gómez-Jeria*

Page No. 543-555 [Abstract](#) [PDF](#)

[High performance liquid chromatography with PDA detector for combined determination of hydrochlorothiazide, amlodipine and valsartan](#)

Author(s): G. Sailaja 1 and B. Haribabu 2*

Page No. 55-61 [Abstract](#) [PDF](#)

[Synthesis, characterization and antioxidant activity of Schiff base ligand and its metal complexes containing thiazole moiety](#)

Author(s): Mruthyunjayaswamy B. H. M.*, Nagesh G. Y., Ramesh M., Priyanka B. and Heena B.

Page No. 556-562 [Abstract](#) [PDF](#)

[Estimating the value of health degradation caused by SO₂ gas air pollution in Jakarta](#)

Author(s): Sri Listyarini

Page No. 563-565 [Abstract](#) [PDF](#)

[Corrosion resistance of electrochemical copper coating realized in the presence of essential oils](#)

Author(s): K. Dahmani 1 , M. Galai 1* , A. Elhasnaoui 3 , B. Temmar 2 , A. El Hessni 3 and M. Cherkaoui 1

Page No. 566-572 [Abstract](#) [PDF](#)

[Evaluation of oxidative stress induced by nanoparticles \(ZnO\) on a unicellular biological model \(Saccharomyces cerevisiae \)](#)

Author(s): Mohamed Nabil Khebbeb*, Mohamed Reda Djebbar, Amina Saib and Houria Berrebah

Page No. 573-578 [Abstract](#) [PDF](#)

[Investigation of corrosion inhibition of mild steel in 1 M HCl by 3-oxo-\[1,4\]-benzothiazine derivative \(T1\) using experimental and theoretical approaches](#)

Author(s): N. K. Sebbar 1 , H. Elmsellem 2* , M. Ellouz 1 , S. Lahmidi 1 , A.L. Essaghouani 1 , E. M. Essassi 1 , M. Ramdani 3 , A. Aouniti 1 , B. El Mahi 1 and B. Hammouti 1

Page No. 579-587 [Abstract](#) [PDF](#)

[Crystal structure of 3-methyl 2-vinylpyridinium bromide](#)

Author(s): V. Sabari a *, G. Kalaiselvi b and S. Balasubramanian b

GET THE APP



Leave a message

Page No. 588-597 [Abstract](#) [PDF](#)

[Determination of ketoconazole and trimetazidine hydrochloride through ion-pair formation with tetraiodobismuthate](#)

Author(s): Mona M. Abd-El Moety and Hanan M. Elwy*

Page No. 6-12 [Abstract](#) [PDF](#)

[Synthesis, characterization and pharmacological studies of some novel pyrimidine derivatives](#)

Author(s): Ashoka a, Balakrishna Kalluraya a*, Anish K., Manju N. and B. Sunil Kumar b

Page No. 62-66 [Abstract](#) [PDF](#)

[Inhibition effects of a new synthesized pyrazole derivative on the corrosion of mild steel in sulfuric acid solution](#)

Author(s): S. EL Arouji 1, K. Alaoui Ismaili 1, A. Zerrouki 2, S. El Kadiri 2, Z. Rais 1, M. Filali Baba 1, M. Taleb 1, Khadijah M. Emran 3, A. Zarrouk 2, A. Aouniti 2 and B. Hammouti 2

Page No. 67-76 [Abstract](#) [PDF](#)

[Correlated DFT and electrochemical study on inhibit ion behavior of ethyl 6- amino-5-cyano-2-methyl-4-\(p-tolyl\)-4H-pyran-3-carboxylate for the corrosion of mild steel in HCl](#)

Author(s): M. El Hezzat 1, M. Assouag 2, H. Zarrok 3, Z. Benzekri 4, A. El Assyry 5, S. Boukhris 4, A. Souizi 4, M. Galai 6, R. Touir 6,7, M. Ebn Touhami 6, H. Oudda 3 and A. Zarrouk 8

Page No. 77-88 [Abstract](#) [PDF](#)

[Synthesis and microbial studies of novel 1,3-thiazine compounds bearing schiff base moiety](#)

Author(s): K. Babu, D. Selvi and P. Pitchai*

Page No. 89-92 [Abstract](#) [PDF](#)

[Synthesis, characterization and biological evaluation of new potentially active hydrazones of naproxen hydrazide](#)

Author(s): Ali H. Abbas 1, Amer N. Elias 2* and Ammar A. Fadhil 3

Page No. 93-101 [Abstract](#) [PDF](#)

[Synthesis of Efavirenz by an innovative cost effective cyclisation process](#)

Author(s): Havale Shrikant Hanumantappa*, S. Venkat Rao, K. Nalini Mohan and Bhawani Singh

Page No. 292-295 [Abstract](#) [PDF](#)

[AgI-ZnO: A novel plasmonic photocatalyst for decomposition of methylene blue dye](#)

Author(s): Kurzekar R. R. 1, Rahangdale P. K. 2* and Pande H. M. 3

Page No. 391-397 [Abstract](#) [PDF](#)

GET THE APP





DER PHARMA CHEMICA

JOURNAL FOR MEDICINAL CHEMISTRY, PHARMACEUTICAL
CHEMISTRY, PHARMACEUTICAL SCIENCES AND COMPUTATIONAL
CHEMISTRY

ISSN: 0975-413X



All submissions of the EM system will be redirected to **Online Manuscript Submission System**. Authors are requested to submit articles directly to [Online Manuscript Submission System](#) of respective journal.

Editorial Board

Editorial Board

Prof. J. Derek Woollins

Head of School, Dept. of Chemistry
University of St Andrews, St Andrews, UK

Dr. Yiyun Cheng

Department of Biomedical Engineering
Washington University in St. Louis, USA

Dr. Chenglong Li

Division of Medicinal Chemistry and Pharmacognosy College of Pharmacy
The Ohio State University, Columbus, OH, USA

Prof. (Dr.) Francisco Torrens

Institut Universitari de Ciència Molecular 0.2.2
Universitat de València, Edifici d'Instituts de Paterna, Valencia, Spain

Prof. Didier Villemin

Laboratoire de Chimie Moléculaire et Thioorganique
ENSICAEN & Université de Caen, Caen, France

Prof. Margaret Brimble

Department of Chemistry and School of Biological Sciences
The University of Auckland, Auckland, New Zealand

Dr. Juliana Severi

UNESP - Chemical Institut of Sao Paulo State University, Brazil

Dr. Fan-Hao Meng

School of Pharmaceutical Science
China Medical University, Liaoning, China

Dr. Guang-Fu Yang

Laboratory of Pesticide & Chemical Biology, Ministry of Education
College of Chemistry Central China Normal University, Wuhan, China

Prof. (Dr.) Hsu-Shan Huang

School of Pharmacy National Defense Medical Center
Taipei, Taiwan

Dr. Ho Soon Min

Professor
INTI International University, Jln BBN 12/1, Bandar Baru Nilai, 71800 Negeri Sembilan, Malaysia

Prof. Aiwen Lei


College of Chemistry and Molecular Sciences
The Institute for Advanced Studies Wuhan University, Wuhan, 430072, China

Dr. Mas Rosemal Hakim Bin Mas Haris

School of Chemical Sciences
Universiti Sains Malaysia, Minden, Penang, Malaysia

30+ Million Readerbase

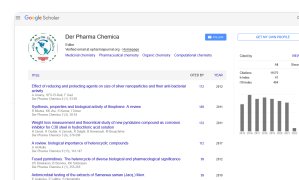
Social



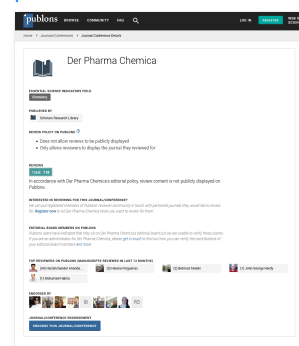
[Google Scholar citation report](#)

Citations : 11575

[Der Pharma Chemica received 11575 citations as per Google Scholar report](#)



[Der Pharma Chemica peer review process verified at publons](#)



Leave a message

Dr. Abdelkader ZARROUK

Laboratory of Applied Chemistry & Environment Department of Chemistry, Faculty of Science
University Mohammed Premier, B.P. 717, Oujda, Morocco

Prof. Hakan Arslan

Department of Chemistry
Mersin University, Ciftlikkoy Kampusu, Mersin, Turkey

Dr. Mohamed A. Al-Omar

Head of Pharmaceutical Chemistry Dept
College of Pharmacy King Saud University, Riyadh, Saudi Arabia

Dr. PRAKASH PRAJAPAT

Assistant Professor, Department of Chemistry,
Mehsana Urban Institute of Sciences Ganpat University, Mehsana-384012, Gujarat, India

Prof. (Dr.) Kadir Saltali

K.Maras Sutcu Imam University Agr.Fac.Department of Soil Science, Avsar Campus, K.Maras
Turkey

Dr MADHURESH KUMAR SETHI

Mylan Laboratories Limited R & D center
hyderabad, India

PROF. DR. ASHUTOSH DAS

Director/Research and Development.
PRIST University, Thanjavur, India

Dr. Khairi Mustafa Salem F. Elbom

College of Pharmacy
Al-Ain University of Science and Technology Al Ain, UAE

Dr. Zaki Safi

Quantum Chemistry, Chemistry Department Faculty of Science
Al Azhar University-Gaza, GAZA, Palestinian Authority

Shaban Ibdewi Abdul

Research Centre for Natural Sciences of the Hungarian Academy of Sciences
Budapest, Hungary

Dr. Naceur Hamdi

Borj Cedria Higher Institute of Sciences and Technology of Environment
Tunisia

Prof. (Dr.) S. Guniz Kucukguzel

Faculty of Pharmacy
Marmara University, Istanbul, Turkey

Prof Khalil Kassmi

Faculte des Sciences d'Oujda,
Mohamed I University, MOROCCO

Dr. Bassam M. Ayoub

Lecturer of Pharmaceutical Chemistry
British University in Egypt, Cairo, Egypt

Dr. N. M. Fawzy

National Research centre, Department of Natural and Microbial Products Cairo
Egypt

Dr Rahadian Zainul

Department of Physical and Computational Chemistry
Universitas Negeri Padang Kampus Air Tawar, Padang, West Sumatera, Indonesia

Sachin Vasant Bangale

Assistant Professor, Department of Chemistry, G. M. Vedak College of Science,
Tala ? Raigad, India

Leave a message 

Mohammed Abdelwahab Abdelgawad

Department of Pharmaceutical organic chemistry, Faculty of Pharmacy
Beni Suef University, Beni Suef, Egypt

Dr. Gbenga Alebiowu

Faculty of Pharmacy
Obafemi Awolowo University, Nigeria

Prof. Minoo Dabiri

Chemistry Department
Shahid Beheshti University, Tehran, Iran

Dr. Tran Van Chung


Institute of Chemicals and Materials Hanoi
VIETNAM

Dr. Jahangir Payamara

Head of Physics Department
Shahed University, Tehran, Iran

DOWNLOADS

- [Acrobat Reader](#)
- [Chemsketch](#)
- [Copyright Form](#)
- [Editorial / Advisory Board Form](#)
- [Author's Guideline](#)
- [Publication Ethics](#)



Copyright © 2022 [Last updated: September 2, 2022]

Leave a message



Scholars Research Library

Der Pharma Chemica, 2015, 7(10):372-376
(<http://derpharmachemica.com/archive.html>)



ISSN 0975-413X
CODEN (USA): PCHHAX

***In vitro* study of parasitemia determination of alkaloids from *S. tuberosa* Lour by flow cytometry in comparison with optical microscopy**

Pratiwi Pudjiastuti¹, Rosmawaty², Sri Sumarsih¹, Heny Arwati³, Ari S. Nugraha⁴ and Loeki E. Fitri⁵

¹Department of Chemistry, Faculty of Science and Technology, Airlangga University, Surabaya, Indonesia

²Department of Chemistry, Faculty of Mathematics and Science, University of Pattimura, Ambon, Indonesia

³Department of Parasitology, Faculty of Medicine, Airlangga University, Surabaya, Indonesia

⁴Department of Pharmaceutical Chemistry, Faculty of Pharmacy, University of Jember, Jember, Indonesia

⁵Department of Parasitology, Faculty of Medicine, Brawijaya University, Malang, Indonesia

ABSTRACT

*Parasitemia is the quantitative content of parasites in the red blood cells, its indication of level of an active parasitic infection in human. Among the methods have been used for counting number of Plasmodium are optical microscopy (OM) and flow cytometry (FCM). The thin blood smear is stained by Giemsa for OM and DNA fluorescent stained detection for FCM. Croomine, epi-croomine and tuberosemonine are alkaloids isolated from the roots of *Stemona tuberosa*. The parasitemia of their alkaloids were determined *in vitro* using their methods above at 0.01; 0.1; 1 and 10 ppm concentrations, respectively. The fluorescent for DNA stain is used propidium iodide. The statistical analysis showed that the parasitemia determination on the two methods were almost similar.*

Keywords: Parasitemia, alkaloids, *Stemona*, optical microscopy, flow cytometry

INTRODUCTION

Plasmodium infection is one serious of health problems in the world. Located in tropical regions, Indonesia is facing a high risk of malarial endemic [1]. The level of parasitic infection can be measured by counting *Plasmodium* content in the human red blood cell (RBC) which is used in anti-malarial activity screening of new drugs through *in vitro* culture. Commonly, the *Plasmodium* in the RBC was counted by optical microscopy (OM) and flow cytometry (FCM). The first method, Giemsa stain (methylene blue and eosin) was applied on thin blood smear slide and the number of parasite were counted per 1000 RBC. The OM method is still currently being used due to its ability to distinguish five *Plasmodium* and their stages. The FCM method uses fluorescence DNA staining agent and laser aid *Plasmodium* level quantification. Several common dyes are including propidium iodide [11, 12], acridine orange [13, 14], Hoechst 33258 [5, 8, 15], Hoechst 33342 [16, 17], Thiazoleorange [5, 8, 15] hydroethidine [14], cyanin DiOCl [5], Picogreen [10, 15], SYBR Green [7, 18], DRAQ-5 [3, 18], YOYO-1 [14], and dodecyl methyl ammonium chloride [13].

The fact of anti-malarial resistance has emerged for the need of new drugs. For Indigenous people of Indonesia, medicinal plants have been played an important role as a source for anti-malarial agents [19]. This includes the uses of *S. tuberosa* Lour in malarial fever therapy in which our previous research on the root of *S. tuberosa* Lour has revealed potent anti-malarial constituents, croomine and epi-croomine. The alkaloids showed competitive inhibition against human dihydrofolate reductase (DHFR) recombinant [20]. Following this positive results, in this paper we present their *in vitro* parasitemia determination against *P. falciparum* 3D7 strain by OM and FCM.

MATERIALS AND METHODS

Alkaloids

The *epi*-croomine, croomine and tuberostemonine were isolated from *S. tuberosa* Lour and their molecular structures were determined through spectrometric and spectroscopic spectral analysis [21].

Phosphat Buffer Saline (PBS)

Mixture NaCl:Na₂HPO₄:KH₂PO₄:KCl (8:1.44:0.24:0.2 g) was dissolved in de-ionize water and made up to 1000 mL. The solution was then adjusted at pH 7,4 using 5N HCl.

Red Blood Cell 50%

Ficoll-Hipaque (d=1.077 g/mL, 5 mL) was mixed and homogenized with blood O (5 mL) in centrifuge tube (15 mL). To a portion of the mixture (5 mL), phosphate buffer saline (PBS) (5 mL) was added and centrifuged at 700 rpm for 30 mins. The erythrocyte layers was separated and washed with PBS (10 mL) and centrifuged at 1000 rpm for 10 mins. This washing procedure was repeated 3 times. Serum free medium was then added at the same volume. A half of RBC was kept in refrigerator at 4°C.

Human Serum O blood

Human serum O bloods were collected in no additive vacutainer at room temperature for 2 hours. The bloods were centrifuged at 1000 – 2000 for 15 mins and the sera were then separated from erythrocyte. Sera were heated at 56°C for 60 mins and was then cooled at the room temperature and kept at -40°C.

Medium

Plus medium (serum free medium): mixture solutions of 10.4 RPMI-1640 (GIBCO) with L-glutamine without NaHCO₃, Na₂CO₃ (2.0 g) and hepes (2.8 g) in de-ionized water (1000 mL). To a portion of plus medium (100 mL), complete medium 10%, O serum (10 mL) was added and filtered using minisart (0.45 µm followed by 0.2 µm).

Preparation of *P. falciparum* culture

Frozen *P. falciparum* 3D7 strain chloroquine sensitive was warmed at 37°C. The parasites containing solution were transferred in to centrifuge tube (15 mL) and 12% NaCl solution was added dropwise. After 5 minutes, 9 times volume of 1.6% NaCl was added dropwise and the mixture was then centrifuged at 2000 rpm for 5 minutes. The packed cells for culture were prepared in 20% of complete medium in the tissue culture flask.

Parasitemia determination by optical microscopy

Culture flask was incubated at 37°C in 5% CO₂, 95% O₂ incubator and the medium was changed everyday. After two days, parasitemia were counted in thin smear plate. If the viability is on the range of 2-5%, RBC (50-100 µL) was added and re-incubated (the parasite can be sub-cultured if the parasitemia about 10%). The culture was relocated into tube and was centrifuged at 2000 rpm for 5 minutes. To the packed cells, were added with complete medium (10%, 5 mL) was added. The cells were then divided into 2 flasks and complete medium (3 times of volume of parasites culture) and RBC were added and incubated until the parasitemia 10% was achieved.

Thin smear was obtained by spreading erythrocytes on to object glass. The thin smear was fixed with methanol, stained by 20% of Giemsa and left for 20 minutes. The slides were then washed with water and dried. Parasitemia were counted under optical microscopy and the % of parasitemia was determined using formula:

$$\% \text{ Parasitemia} = \frac{\sum \text{infected RBC}_i}{1000 \text{ RBC}} \times 100\%$$

Parasitemia determination by flow cytometry

Mapping concentrations on tissue culture well 96 and put 20 µL of ≥10% parasitemia cells into tissue culture well 96. The sample of alkaloids, croomine, *epi*-croomine, tuberostemonine and crude were added 280 µL of each and replication until their final concentrations are 0.01; 0.1; 1.0; 10 ppm, respectively. The negative control was contains parasites and complete medium. The cultures were incubated at 37°C in the 5% CO₂ and 95% O₂ incubator for 48 hours. The 20 µL of erythrocytes was took to glass for thin smear and the balance for flow cytometry analysis. All the concentrations are performed double replication. Each of wells from in vitro cultures were separately relocated into tubes and centrifuged at 450 rpm for 5 minutes, the pellet cells were washes with 1 mL of PBS. The tubes were then centrifuged at 450 rpm for 5 minutes and fixation of the cells were conducted in glutaraldehyde (0.25%) containing PBS (0.5 mL). Each of cells was incubated at room temperature for 20 minutes and centrifuged at 450 rpm for 5 minutes. The cells were washed with 1 mL of PBS in twice, then suspension of cells in 0.5 of PBS containing 0.01% of saponin and incubated at room temperature for 5 minutes. The cells were washed again twice

with 1 mL of cold PBS. To the cells, PBS (200 μ L) and RNase (1 ppm, 40 μ L) were added and cells were then incubated at 37 $^{\circ}$ C for 60 minutes. Each of cells was washed twice with cold PBS (1 mL) and centrifuged at 450 rpm for 5 minutes. The cells were stained with propidium iodide (500 μ L) and incubated at 37 $^{\circ}$ C temperature for 60-120 minutes on dark room. All the tubes were analyzed by FCM BD FACS-Calibur on $\lambda = 488/460$ (ex/em) Cell Quest Pro-red Channel FL3 mode.

RESULTS AND DISCUSSION

The alkaloids croomine **1**, *epi*-croomine **2** and tuberostemonine **3** (Figure 1) were previously isolated from *S. tuberosa*; compound **1** and **2** were reported to competitively inhibit DHFR at 10 ppm. The computational studies revealed the lactone ring of the alkaloid molecule contributed into providing hydrogen bonding at Ala amino acid residue on the active side [20].

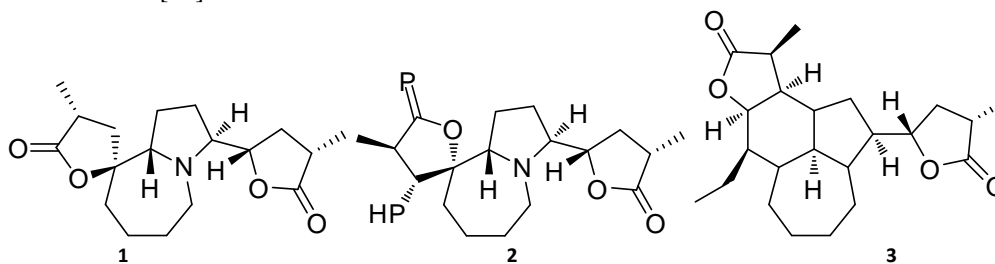
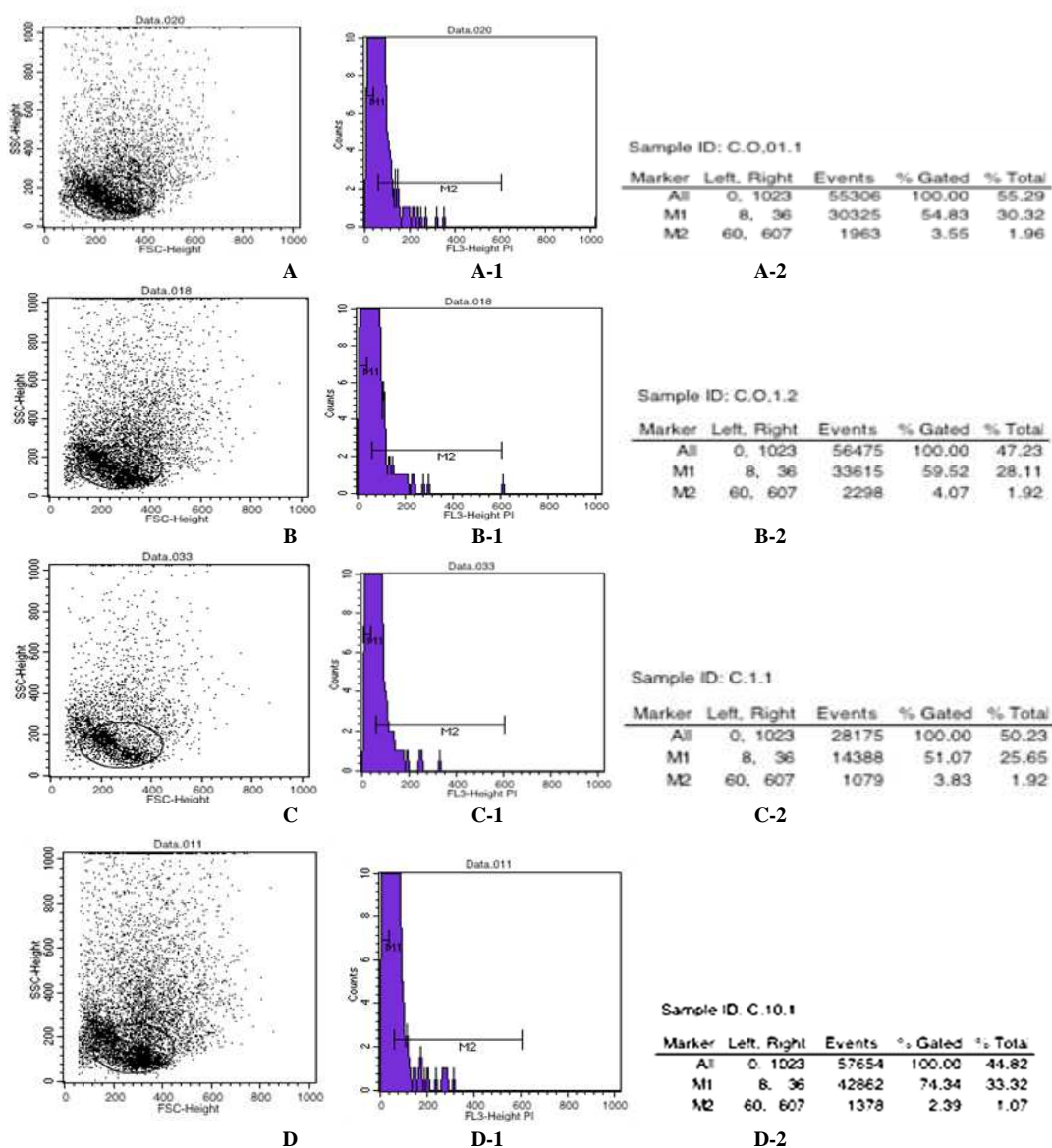


Figure 1. Anti-malarial active alkaloid constituents of *S. tuberosa* Lour from Indonesia



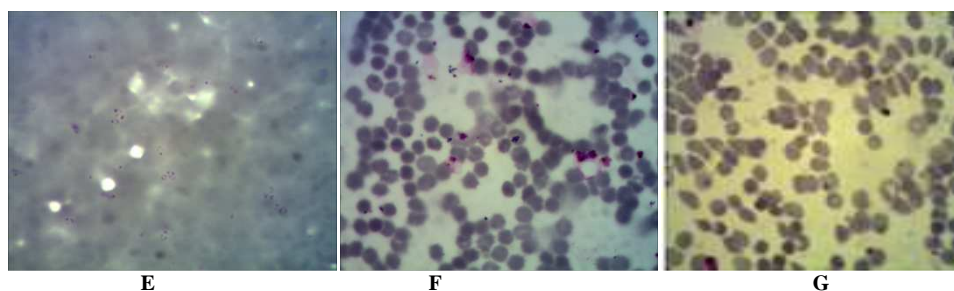


Figure 2. FCM analysis of parasitemia from *P. falciparum* parasitized erythrocyte of 3D7 strain stained with propidium iodide for 48 hours. On the left region, Figures (A, B, C and D) represent a two dimensional plot in light scatter of parasites population in treatment with croomine at concentration 0.01; 0.1; 1.0 and 10 ppm, respectively. On the middle region, Figures (A-1, B-1, C-1 and D-1) represent histogram markers of events. On the right region, Figure (A-2, B-2, C-2 and D-2) represent of histogram statistical percentages of the negative and positive, compared by event counts with the gated event. Giemsa-stained thin smears (E, F, G)

The parasitemia determination using Giemsa smear is simple, cheap, sensitive and accurate but high skill and time is required. In the other hand, the FCM method is quick, specific but more expensive. Here both methods were used and the data were visualized. Propidium iodide is able to intercalate with nucleic acids and acts as fluorescence molecules which is detected as single fluorescent signal in FCM [22]. This concept is similar with the use of trypan blue staining agent in OM. The damaged cells (fragments) were identified automatically on population of forward-scattered (FSC) as axis and side-scattered light (SSC) as ordinate (Figure 2, A, B, C and D). FSC is diffracted light for detecting particles size and SSC is refracted and reflected light. On the middle histogram (Figure 2, A-1, B-1, C-1 and D-1), marker M1 is a negative peak and indicate non fluorescence event commonly uninfected erythrocyte, also dead parasite inside [15]. Marker M2 is positive event, corresponded to fluorescence peak. Parasitemia value represent (Figure 2, A-2, B-2, C-3 and D-4) are % gated of M2, include 3.66; 4.07; 3.82; 2.39. The results of determination of parasitemia of alkaloids to the *P. falciparum* in vitro tissue culture were determined by OM and FCM (Table 1).

Table 1. The mean of parasitemia % of alkaloid by flow cytometry and optical microscopy

Alkaloid	Concentration (ppm)	FC	OM	p
croomine	10	4.5100 ± 0.18385	4.0000 ± 0.50912	NS
	1.0	4.1050 ± 0.21920	4.7300 ± 0.55154	NS
	0.1	6.1250 ± 0.09192	4.2100 ± 0.38184	NS
	0.01	5.0300 ± 0.02828	4.5000 ± 1.24451	NS
epi-croomine	10	3.9350 ± 0.07778	4.8650 ± 0.31820	NS
	1.0	5.6550 ± 0.24749	6.3650 ± 0.81317	NS
	0.1	5.2250 ± 0.06364	7.7650 ± 0.43134	NS
	0.01	5.5250 ± 0.33234	6.6300 ± 0.48083	NS
tuberostemonine	10	4.7600 ± 0.45255	4.0100 ± 0.07071	NS
	1.0	5.3700 ± 0.18385	5.5300 ± 0.70711	NS
	0.1	5.3600 ± 0.02828	5.4350 ± 1.23744	NS
	0.01	5.1650 ± 0.14849	2.6550 ± 3.74059	NS
crude	10	2.2500 ± 0.19799	2.1950 ± 0.12021	NS
	1.0	3.5950 ± 0.33234	1.9950 ± 0.71418	NS
	0.1	4.2150 ± 0.20506	1.2050 ± 0.09192	<0,05 (S)
	0.01	3.6150 ± 0.09192	1.3050 ± 0.75660	NS

In generell, determination of parasitemia of the all concentration of alkaloids from *S. tuberosa* Lour using both OM and FCM method showed insignificance differences statistically, except crude alkaloid at 0.1 ppm concentration. This clearly indicated that the cost effective traditional OM method has good sensitivity and reliable.

CONCLUSION

Optical microscopy (OM) and flow cytometry (FCM) methods have similar ability for counting parasitemia. Despite some limitations, OM method is cheaper and become a gold standard method due to its additional capability to distinguish species and stage development of *Plasmodium*. These have valued the OM method availability in developing country with endemic malaria.

Acknowledgments

The authors acknowledge to the Ministry of Research, Technology and Higher Education of Republic Indonesia for the research supporting fund through Penelitian Unggulan Pendidikan Tinggi (PUPT) FY 2014. We appreciate and

thank School of Chemistry, University of Wollongong for NMR measurement. We gratitude Wahyuda N Lady from Biomedical Laboratory, Faculty of Medicine, Brawijaya University, Malang, Indonesia for FCM measurement.

REFERENCES

- [1] World Health Organization. **2012**, World malaria report
- [2] C.Wongsrichanalai, M. J. Barcus, S.Muth, A.Sutamihardja, W. H. Wernsdorfer, *Am. J. Trop. Med. Hyg.*, **2007**, 77, Suppl 6, 119–127
- [3] H.M. Shapiro, F. Mandy, International Society for Analytical Cytology, Cytometry Part A 71A, **2007**, 643-645
- [4] W.Roobsoong, S.P.Maher, N. Rachaphaew, S.J. Barnes, K.C. Williamson, J.Sattabongkot, J.H. Adams, *Malar. J.*, **2014**, 13, 55
- [5] J.D. Hare, D.W. Bahler, J. Donald, *J. Histochem. Cytochem.*, **1986**, 34, 215-220
- [6] G. Jun, J. S. Lee, Y. J. Jung, J. W. Park, *J. Korean Med. Sci.*, **2012**, 27, 1137-1142
- [7] S. Karl, R.P.M. Wong, T.G.St Pierre, T.M.E. Davis, *Malar. J.*, **2009**, 8, 294
- [8] M.L. Varela, R.Razakandrainibe, D.Aldebert, J.C.Barale, R.Jambou, *Malar. J.*, **2014**, 13, 110
- [9] M. Rebelo, C. Sousa, H. M. Shapiro, M. M. Mota, M. P. Grobusch, T. Hanscheid, *PLoS ONE*, **2013**, 8, 61606
- [10] B.T. Grimberg, *J. Immunol. Meth.*, **2011**, 367, 1–16
- [11] C.E. Contreras, M. A. Rivas, J.Domínguez, J.Charris, M. Palacios, N.E.Bianco, I. Blanca, *Mem. Inst. Oswaldo Cruz.*, **2004**, 99,179-184
- [12] J.J. Campo, J.J. Aponte, A.J. Nhabomba, J.Sacarlal, I. A. Barturen, M.B.J. Díaz, P.L. Alonso, C.Doban, *J.Clin.Microbiol.*, **2011**, 968–974
- [13] A. Saito-Ito, Y. Akai, S. He, M. Kimura, M. Kawabata, *Parasitol. Int.*, **2001**, 50, 249
- [14] D.C. Schuck, R.Y. Ribeiro, A.A. Nery, H. Ulrich, C.R.S. Garcia, *CytometryA.*, **2011**, 71, 959-964
- [15] S. Chevalley, A. Coste, A. Lopez, B. Pipy, A. Valentin, *Malar. J.*, **2010**, 9, 49
- [16] M.B.J.Díaz, J. Rullas, T. Mulet, L. Fernandez, C. Bravo, D.G. Viola, I.A. Barturen, *CytometryA*, **2005**, 67, 27–36
- [17] Q. Li, L.Gerena, L.Xie, J. Zhang, D. Kyle, W. Milhous, *CytometryA*, **2007**, 71, 297–307
- [18] R.W. Tiendrebeogo, B. Adu, S. K. Singh, D. Doodoo, M.H Dziegiel, B. Mordmüller, I. Nébié, S.B. Sirima, M. Christiansen, M. Theisen, *Malar. J.*, **2014**, 13, 412
- [19] A.S. Nugraha, P.A. Keller, *Nat. Prod. Comm.*, **2011**, 6, 1953-1966
- [20] P. Pudjiastuti, S. Sumarsih, H. Arwati, I. Amalina, MZ. Fanani, EP. Utomo, , LE. Fitri, AS. Nugraha, W. Lie, SG. Pyne, *Journal of Pharmaceutical and Chemistry Research*, **2014**, 6(6): 544-548
- [21] P. Pudjiastuti, S.G. Pyne, Sugiyanto, Wilford Lie, *Phytochem.Lett.*, **2012**, 5, 358-360
- [22] V. Wongchotigul, N. Suwanna, S. Krudsood, D. Chindanond, S. Kano, N. Hanaoka, Y. Akai, Y. Maekawa, S. Nakayama, S. Kojima, S. Looareesuwan, *Southeast Asian J. Trop. Med. Public Health*, **2004**, 35, 552-559