

Burnout among nurses: Examining psychosocial work environment causes

by Indriati Paskarini

Submission date: 03-Apr-2023 04:55AM (UTC+0800)

Submission ID: 2053709592

File name: le_Journal_of_Public_Health_Research_Burnout_Among_Nurses....pdf (242.9K)

Word count: 4881

Character count: 25274

Burnout among nurses: Examining psychosocial work environment causes

Journal of Public Health Research
2023, Vol. 12 (1), 1–8
© The Author(s) 2023
DOI: 10.1177/22799036221147812
journals.sagepub.com/home/phj



Indriati Paskarini¹ , Endang Dwiyanti, Dayinta Annisa Syaiful and Devy Syanindita

Abstract

Background: Medical personnel, and especially staff working in hospitals such as doctors and nurses are exposed to a number of important psychosocial risk factors as a consequence of the type of work. The consequence can be the occurrence of job burnout among nurses. The researchers wanted to analyze work psychosocial support in an effort to control burnout in health workers at Semen Gresik Hospital.

Design and methods: This research is an analytical observational quantitative research. The research was conducted by interviewing respondents regarding the independent variables and the dependent variable without giving any treatment. This research is included in the analytical research design with the aim of analyzing the relationship between variables. This research is analyzed using Semi Equation Model (SEM) by calculating outer model, inner model, and the goodness of fit of the model.

Results: The results of testing the first hypothesis give the result that there is a significant positive effect of *Psychosocial Work Environment* on *Burnout* with a *T-Statistic* value (59.577) > 1.96 and *p-value* (0.000) < 0.05 so it can be stated that there is a significant positive influence of *Psychosocial Work Environment* on *Burnout*. This means that hypothesis 1 can be supported.

Conclusions: The most influenced factor from psychosocial work environment are job demand as well as conflict and offensive behavior. Because nurses have several workload especially during the pandemic, they have the obligation to do administrative, preventive, and curative action in the meantime.

Keywords


Psychosocial work environment, burnout, nurses

Date received: 19 July 2022; accepted: 5 December 2022

Introduction

Medical personnel, and especially staff working in hospitals such as doctors and nurses are exposed to a number of important psychosocial risk factors as a consequence of the type of work including high-intensity workloads, self-employment, lack of social support, lack of free time, unfriendly shifts, violent patients, rude or demanding, terminally ill patients.^{1,2} These risk factors can change their physical health, and most importantly, their mental health.^{3,4} The negative consequences of exposure to these psychosocial risk factors outline serious problems not only for the physical and psychological well-being of doctors and nurses, but also for the quality of care provided to their patients.⁵

Identification of psychosocial risk factors in the work environment to which doctors and nurses may be exposed, will allow to direct preventive actions that can be useful for improving the health and quality of life of professional groups.⁶

 Department of Occupational Health and Safety, Faculty of Public Health, Airlangga University, Surabaya, Indonesia

Corresponding author:

Indriati Paskarini, Department of Occupational Health and Safety, Faculty of Public Health, Airlangga University, Jl. Dr. Ir. H. Soekarno, Mulyorejo, Kec. Mulyorejo, Kota SBY, Jawa Timur 60115, Surabaya, East Java 60115, Indonesia.
Email: Indriati.paskarini@fkm.unair.ac.id



Creative Commons Attribution-NonCommercial 4.0 License (<https://creativecommons.org/licenses/by-nc/4.0/>) which permits non-commercial use, reproduction and distribution of the work without further permission provided the original work is attributed as specified on the SAGE and Open Access pages (<https://us.sagepub.com/en-us/nam/open-access-at-sage>).

Burnout in the life of health workers is a term used to describe a psychological state, which arises after long exposure to psychosocial risk factors.^{7,8} It has been described as a syndrome that arises as a consequence of working in contact with afflicted people.⁹ It is characterized by emotional exhaustion (EE, excessive emotional feelings with work), depersonalization (DP, callousness and interpersonal responsiveness to people) and decreased personal achievement (PA, decreased feelings of competence and achievement at work).¹⁰

The causes of burnout are more related to the psychosocial work environment (excessive workload, lack of job control, low job social support, lack of autonomy, time pressure, lots of direct contact with patients, etc.), than to personal factors.¹¹ Based on the description of the background, this study aims to analyze the influence of individual characteristics and of psychosocial work environment on burnout among nurses working at Semen Gresik Hospital (Indonesia).

Method

Study design

This study is using an analytical, observational, and quantitative research. Data were collected via questionnaire in January–March 2021.

Setting

This study was conducted in general hospital, Semen Gresik, Gresik, Indonesia. There was 70% bed occupancy rate because of COVID-19 in 2021 at Semen Gresik Hospital.

Participants

The population consists 162 nurses. Using the Slovin Formula with confidence level of 95%, we randomly sampled 115 nurses with this following calculation:

$$n = \frac{N}{1 + Ne^2}$$

$$n = \frac{162}{1 + 162(0.05)^2}$$

$$n = 115 \text{ nurses}$$

After the selection. We also used two inclusion criteria, such as: nurses are able to communicate in Bahasa Indonesia and they are willing to involve in this stud. Finally, the response rate during conducting this study was 100% with 115 out of 115 nurses filled the questionnaires. If sampled nurses did not meet the inclusion criteria, we resampled until the required sample size was reached. After the data collection, another six nurses who met inclusion criteria asked to participate in the study.

Outcome

The nurses' burnout represented by emotional fatigue (coded as B1), depersonalization (coded as B2), and impairment of achievement (coded as B3).

Independent variables

Nurses' individual characteristics, such as age (coded as IC1), gender (coded as IC2), marital status (coded as IC3), education level (coded as IC4), working period (coded as IC5), and working unit (coded as IC6). Moreover, psychosocial work environment represented by job demands (coded as PWE1), interpersonal relations and leadership (coded as PWE2), organization and job content (coded as PWE3), individual and work interaction (coded as PWE4), social capital (coded as PWE5), health and well-being (coded as PWE6), personality (coded as PWE7), conflict and offensive behavior (coded as PWE8).

Data measurement. Psychosocial work environment is assessed by Copenhagen Psychosocial Questionnaire III (COPSO III) short version with 43 items scoring with 5-point Likert scale and Burnout is assessed using Maslach Burnout Inventory (MBI) with 22 items scoring with 5-points Likert scale. Primary data collection in this study was carried out through filling out a questionnaire containing a draft statement made by the respondent in accordance with the conditions that the respondent felt. Before filling out the questionnaire, the researcher first explained the explanation before the study and then it was approved by the respondent which was stated by signing or Informed Consent approval. Filling out the questionnaire was done independently by the respondent. Questionnaires distributed to respondents were used to obtain data on the dependent and independent variables in this study. This research has received an ethics certificate with the number 13/EA/KEPK/2021 from The Health Research Ethics Committee, Faculty of Public Health, Airlangga University.

Statistical method

This research is analyzed using Semi Equation Model (SEM) by calculating several aspects, which were performed using SmartPLS 3.0, such as:

1. Outer model
Evaluation of the measurement model aims to see the relationship of each indicator with its latent variable or referred to as the outer model. In the outer model, several stages of analysis will be carried out, namely convergent validity test, discriminant validity test and reliability test. The purpose of the validity test is to evaluate whether a research variable can be declared valid or not. The purpose of the reliability test is to evaluate a value in the

data whether it has reliable results or not. The following are the types of testing and the value requirements that need to be met so that the results of this study can be declared valid and reliable.

2. Inner model

This will be using path diagram, which make it easier for researchers to see the causality relationship to be tested. As for compiling a flow chart, it is illustrated by the relationship between constructs through arrows. Straight arrows represent a direct causal relationship between one construct and another.¹² Exogenous constructs, also known as source variables or independent variables, are not predicted by other variables in the model. An exogenous construct is a construct addressed by a line with one arrowhead.

3. The Goodness of Fit

The suitability of the model is evaluated through a study of various goodness-of-fit criteria. The first action is to evaluate whether the data used can meet the SEM assumptions, namely sample size, normality and linearity, outliers, multicollinearity and singularity. After that, the researchers conducted a suitability test and statistical test. Several suitability indices and their cut-off values are used to test whether a model is accepted or rejected.

4. Interpretation

After the model has been estimated, the residual must be small or close to zero and the frequency distribution of the residual covariance must be symmetrical. A good model has a small Standardized Residual Variance. The number 2.58 is the limit of the allowable Standardized Residual value, which is interpreted as statistically significant at the 5% level and indicates a substantial prediction error for a pair of indicators.

Finally, this analysis is aim to test the hypothesis such as:

H1: Individual characteristics influence burnout among nurses

H2: Psychosocial work environment influence burnout among nurses

Result

Individual characteristics

Around 121 nurses were included in our study (response rate=106.14%). The predominant characteristics were the following: early adult ($n=36$; 29.8%), female ($n=84$; 69.4%), married ($n=116$; 95.9%), graduated from Diploma III ($n=101$; 83.5%) with >10 years of experience in this field ($n=88$; 72.7%), and involve in in-patient care-pavilion ($n=21$; 17.4%) (Table 1).

Table 1. Characteristic of nurses working at the Semen Gresik Hospital, Gresik Indonesia, 2021.

Variables	Frequency (n)	Percentage (%)
Age		
Late teenagers (17–25 years old)	10	8.3
Early adult (26–35 years old)	36	29.8
Late adult (36–45 years old)	52	43
Early elderly (46–55 years old)	23	19
Total	121	100
Gender		
Male	37	30.6
Female	84	69.4
Total	121	100
Marital status		
Single	4	3.3
Married	116	95.9
Divorce	1	0.8
Total	121	100
Education		
Diploma III	101	83.5
Bachelor	18	14.9
Diploma IV	2	1.7
Total	121	100
Working period		
<5 years	21	17.4
5–10 years	12	9.9
>10 years	88	72.7
Total	121	100
Working unit		
Hemodialysis	11	9.1
Central surgery	14	11.6
Intensive care unit	9	7.4
Emergency care	14	11.6
Out-patient care	12	9.9
In-patient care—pavilion	21	17.4
In-patient care—regular	16	13.2
Chemotherapy	6	5
Medical check-up unit	4	3.3
Maternal care	14	11.6
Total	121	100

Descriptive analysis

In this study, descriptive analysis and hypothesis testing will be carried out using the *Structural Equation Modeling (SEM)* method. This study will use the SmartPLS 3.0 software to determine the relationship between the influence of *Individual Characteristics and Psychosocial Work Environment on Burnout*. The data used as many as 121 respondents obtained through a survey.

The following is a description of the results of the answers that come from respondents to each variable indicator. The descriptive statistics that will be used are the mean for each dimension and indicator. The following is

Table 2. Mean, minimum, and maximum score from each dimension.

Variable	Indicator	Description.	Mean	Min	Max
Psychosocial work environment	PWE1	Job demands	3.752	1.000	4.000
	PWE2	Interpersonal relations and leadership	3.298	1.000	2.000
	PWE3	Organization and job content	3.380	1.000	3.000
	PWE4	Individual and work interaction	3.215	1.000	2.000
	PWE5	Social capital	3.496	1.000	3.000
	PWE6	Health and well-being	3.413	1.000	10.000
	PWE7	Personality	3.653	1.000	5.000
	PWE8	Conflict and offensive behavior	3.810	1.000	5.000
Burnout	B1	Emotional fatigue	3.504	1.000	5.000
	B2	Depersonalization	3.364	1.000	5.000
	B3	Impairment of achievement	3.587	1.000	5.000

the average result of the answers of 121 respondents in this study in Table 2.

Outer model evaluation

Evaluation of the measurement model aims to see the relationship of each indicator with its latent variable or referred to as the outer model. In the outer model, several stages of analysis will be carried out, namely convergent validity test, discriminant validity test and reliability test. The purpose of the validity test is to evaluate whether a research variable can be declared valid or not. The purpose of the reliability test is to evaluate a value in the data whether it has reliable results or not. The following are the types of testing and the value requirements that need to be met so that the results of this study can be declared valid and reliable.

The first result of the convergent validity test where several indicators are found that have an outer loading <0.5 , using Fornell and Lacker Criterion,¹³ which amounts to four invalid indicators originating from the Individual Characteristics. So it needs to be removed from this study and test the validity of the second time with indicators that have been valid.

Table 3 is the result of a convergent validity test after deducting four invalid indicators, where all variables have an outer loading >0.50 so that all indicators are valid and can be used in further analysis. The next step is to see the value of AVE, composite reliability and Cronbach Alpha on each variable in Table 4 with the following results:

Discriminant validity test

The discriminant validity test can be analyzed using the cross loading which aims to see the level of correlation between indicators in the same construct. A good model is a model with a *cross loading* with the variable itself being greater than the other variables. The results of the discriminant validity test at the initial stage can be seen in Table 5 follows:

Table 3. Convergency and reliability test between individual characteristics, psychosocial work environment, and burnout.

	B_	IC	PWE_
B1	0.64791667		
B2	0.65763889		
B3	0.61111111		
IC2		0.50625	
IC6		0.62847222	
PWE1			0.55138889
PWE2			0.50208333
PWE3			0.52222222
PWE4			0.61805556
PWE5			0.64375
PWE6			0.60902778
PWE7			0.6
PWE8			0.65555556

Table 4. Result of convergent validity after deducting four invalid indicators.

	Cronbach's alpha	rho_A	Composite reliability	Average variance extracted (AVE)
B	0.63194444	0.63541667	0.65486111	0.58819444
IC_	0.37430556	0.42986111	0.55902778	0.46944444
PWE_	0.65555556	0.65833333	0.6625	0.50138889

The following is a model of the relationship (*outer model*) between variables with indicators that has been valid. See Figure 1 for Model of The Relationship (Outer Model) between Variables with Indicators That has Been Valid.

R-square coefficient

One of the evaluations of this structural model is by using the *R-square* value or the coefficient of determination. The coefficient of determination will describe a

35 further relationship between the independent variable and the dependent variable. The value of R Square is in the range between 0 and 1. If the value of R Square is getting closer to the value of 1 (one), the relationship between variables will be better. The following is the value of R^2 for each of the dependent variables of this study, see Table 6.

Table 5. Discriminant validity test.

	B_	IC	PWE_
B1		-0.250	
B2		-0.171	0.59097222
B3		-0.081	0.55277778
IC2	-0.113		-0.179
IC6	-0.182		-0.249
PWE1		-0.142	
PWE2	0	-0.216	
PWE3		-0.232	
PWE4		-0.238	
PWE5		-0.282	
PWE6		-0.215	
PWE7		-0.174	
PWE8		-0.294	

The relationship between individual characteristics and psychosocial work environment with burnout

The research hypothesis test will use the T-Statistic value. At a significant level of 5%, a variable can be said to have a significant effect on other latent variables if the T-Statistic value > 1.96 or p-Value < 0.05. If the T-Statistic value is < 1.96 or p-Value > 0.05, the research variable has no significant effect on other latent variables.¹⁴ Path coefficient aims to measure the extent of the relationship between latent variables. If the coefficient value is close to +1, then the relationship between variables is positive or the value is stronger in predicting the dependent variable, see Table 7.

1. Hypothesis testing 1 (There is a significant influence of Psychosocial Work Environment on Burnout)

The results of testing the first hypothesis give the result that there is a significant positive effect of Psychosocial Work Environment on Burnout with a T-Statistic value (59.577) > 1.96 and p-value (0.000) < 0.05 so it can be stated that there is a significant positive influence of Psychosocial Work Environment on Burnout. This means that hypothesis 1 can be supported.

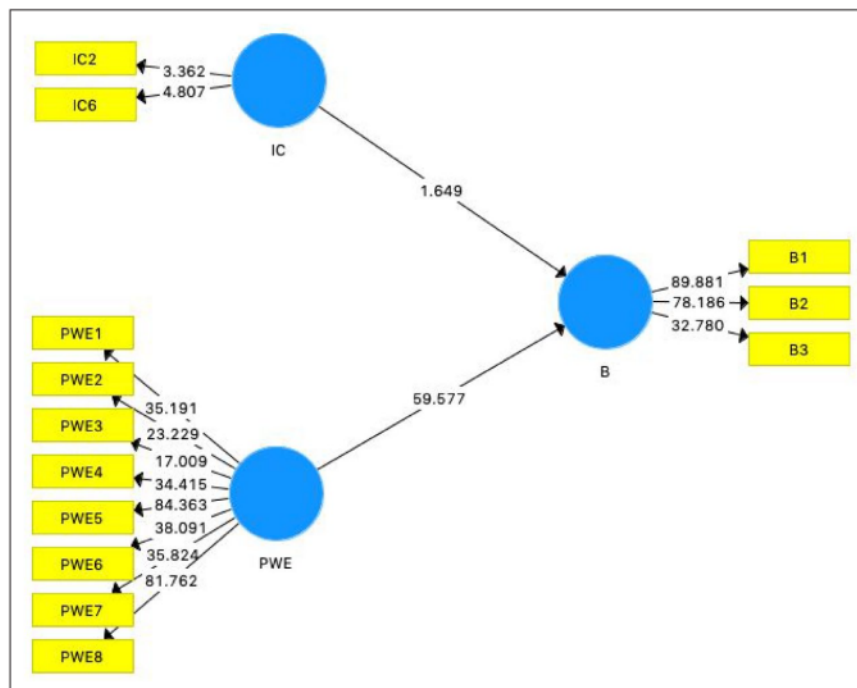


Figure 1. Model of the relationship (outer model) between variables with indicators that has been valid.

2. Testing hypothesis 2 (There is no significant effect of Individual Characteristics on Burnout)
3. The test results of the second hypothesis give the result that there is no significant effect of Individual Characteristics on Burnout with a coefficient value of -0.037 (Negative), T -Statistic value (1.649) < 1.96 and p -value (0.138) > 0.05 so it can be stated that there is no significant effect of Individual Characteristics on Burnout. This means that hypothesis 2 cannot be supported.

Discussions

Influence of psychosocial work environment and burnout

The results of the SEM test show that the t -count of individual characteristics is at 59.577 . This indicates that there is an influence of the psychosocial work environment on burnout in nurses. Psychosocial work environment is psychosocial as an approach used to understand the factors that shape or influence the behavior and ways of thinking of individuals in certain social situations.¹⁵ In line with that, the term psychosocial also describes an individual's complex social relationships and the factors that influence the individual's mental condition.¹⁶

The psychosocial aspect of the work environment affects burnout in nurses, this is due to the high work demands of nurses, especially during a pandemic, causing nurses to have to work and be more responsible in their work.¹⁷ Prieto et al.¹⁸ investigated the relationship of job demands and burnout in 274 teachers (57% females) drawn from secondary schools in Spain. Initial response and loss to follow-up were acceptable. The period between the two surveys was only 8 months. Exposure was operationalized by job demands (i.e. quantitative overload, mental demands, emotional demands, role ambiguity, and role conflicts). The work demands of nurses during the

pandemic in the form of nurses are faced with many tasks that are not the duties of a nurse, making the workload heavier.¹⁹ Nurses have to deal with and deal with too many patients during the pandemic, followed by the number of COVID-19 patients that always increases from time to time. According to Hakman²⁰ nurses who experienced heavy burnout with a heavy workload during the emergence of COVID-19 were due to nurses using PPE according to their working hours, at that time they did not touch food or drinks before the completion of the set working hours, and very limited rest time. Salcha et al.²¹ added that nurses who handled COVID-19 patients were isolated for 14 days, causing nurses to be prevented from carrying out their social activities which caused them to isolate themselves from family, friends and neighbors. Because, many people think that nurses who handle COVID-19 patients will also be indicated.

The demands of a nurse's job can be circumvented by distributing tasks to nurses fairly and providing deadlines, especially in looser administrative areas.²² Thus, nurses do not feel that their work is piling up and they have to do many things related to their work.

In addition to high job demands, it turns out that the conflict and offensive behavior aspect of nurses is one of the most influential psychosocial work environment indicators in the incidence of burnout.²³ Nurses stated that they often get unpleasant behavior from co-workers, bosses, and patients. The nurse stated that some felt that there was slander from their co-workers, causing their superiors to have a wrong perception of the nurse. What has been described so far evidences that health care professionals are highly exposed to violence in the workplace. This exposure may have a negative impact on their health, job satisfaction or emotional exhaustion and stress at work.^{24,25} Recently, it has been observed that at least 5 out of 10 professionals show a high degree of emotional exhaustion, 6 out of 10 show a high degree of depersonalization and 6 out of 10 show a low degree of self-fulfillment.²⁵ Other studies found that 26.7% of participants had high emotional exhaustion, 38.1% had high cynicism and 35.6% had low self-fulfillment. Specifically, in Spain, where the present study was carried out, 23% emotional exhaustion, 11.4% cynicism, and 12.8% reduced self-fulfillment were observed in health professionals.²⁴

Table 6. R square coefficient.

	R square	R square adjusted
B	0.876	0.873

Table 7. The relationship between individual characteristics and psychosocial work environment with burnout.

Hypothesis	Original samples	T statistics	p-Values	Hypothesis Analysis
H ₁ : There is a significant positive effect of Psychosocial Work Environment on Burnout	0.067	1.649	0.06944444	Supported
H ₂ : There is a significant positive effect of Individual Characteristics on Burnout	0.66041667	59.577	0.000	Not supported

Then, the condition of the dual role that nurses have is the most supportive psychosocial work environment indicator. Nurses have a role to handle patients in the curative field, but must also be responsible for the implementation of the COVID-19 vaccination, along with daily reports, and other administrative activities.²⁶ Thus, nurses find it difficult to divide their time in completing their tasks. Paden and Buchler in Jimad,²⁷ define dual role conflict as a role conflict that arises between the expectations of two different roles that a person has. At work, a professional woman is expected to be aggressive, competitive, and able to carry out her commitments to work. At home, women are often expected to take care of their children, love and care for their husbands. Netemeyer²⁸ in Hennessy, defines dual role conflict as conflict that arises due to work-related responsibilities interfering with demands, time and tension in the family.

Conclusion

1. There is a psychosocial work environment influence on burnout with *t* count 59.577
2. Burnout can be caused significantly by work demands, non-physical offensive behavior, and dual role conflicts experienced by nurses.
3. Nurses forced to have additional workload during the pandemic, including doing administrative, preventive, and curative action in the meantime.
4. Health and safety program, such as counseling, mental health training, and mindfulness event should be conducted for both nurses' mental and social health. Moreover, spreading the tasks not only to nurses but also to the other health practitioners especially in preventive and administrative aspects will be useful to reduce nurses' job demand which will affect burnout.

Acknowledgement

We would like to express our gratitude to Semen Gresik Hospital, Gresik, Indonesia for collaborating with us in this research project. Moreover, this research is supported and funded by Faculty of Public Health, Airlangga University, Surabaya, Indonesia under the Excellent Faculty Research scheme.

2


Declaration of conflicting interests

The author(s) declared no potential conflicts of interest with respect to the research, authorship, and/or publication of this article.

Funding

The author(s) disclosed receipt of the following financial support for the research, authorship, and/or publication of this article: Faculty of Public Health, Universitas Airlangga, Indonesia under the Faculty's Excellent Research Scheme.

ORCID iD

Indriati Paskarini  <https://orcid.org/0000-0002-3511-0408>

Supplemental material

Supplemental material for this article is available online.

References

1. Schaufeli W. Burnout. In: Firth-Cozens J and Payne R (eds) *Stress in health professionals*. New York: John Wiley & Sons, 1999, pp.17–32.
2. Bährer-Kohler S. *Burnout for experts: Prevention in the context of living and working*. New York: Springer, 2013. pp.1–257.
3. Burr H, Berthelsen H, Moncada S, et al. The third version of the Copenhagen Psychosocial Questionnaire. *Saf Health Work* 2019; 10: 482–503.
4. Ohue T, Moriyama M and Nakaya T. Examination of a cognitive model of stress, burnout, and intention to resign for Japanese nurses. *Jpn J Nurs Sci* 2011; 8: 76–86.
5. Visser MR, Smets EM, Oort FJ, et al. Stress, satisfaction and burnout among Dutch medical specialists. *CMAJ* 2003; 168: 271–275.
6. Weibel L, Gabrion I, Aussedat M, et al. Work-related stress in an emergency medical dispatch center. *Ann Emerg Med* 2003; 41: 500–506.
7. Van Dyne L and Pierce JL. *Psychological ownership: Feelings of possession and work-place attitudes and behavior* (Working Paper). East Lansing, MI: Eli Broad School of Management, Michigan State University, 2003.
8. Evers W, Tomic W and Brouwers A. Aggressive behaviour and burnout among staff of homes for the elderly. *Int J Ment Health Nurs* 2002; 11(1): 2–9.
9. Nuallaong W. Burnout symptoms and cycles of burnout: the comparison with psychiatric disorders and aspects of approaches. In: Bährer-Kohler S (ed.) *Burnout for experts: Prevention in the context of living and working*. Springer Science + Business Media, 2013, pp.47–72.
10. Schaufeli WB (2015) Engaging leadership in the job demands-resources model. *Career Dev Int* 2015; 20(5): 446–463.
11. Imai H, Nakao H, Tsuchiya M, et al. Burnout and work environments of public health nurses involved in mental health care. *Occup Environ Med* 2004; 61: 764–768.
12. Ferdinand A. *Structural equation modelling dalam penelitian manajemen*. Semarang: Penerbit Universitas Diponegoro, 2000.
13. Ab Hamid MR, Sami W and Sidek MM. Discriminant validity assessment: use of Fornell & Larcker criterion versus HTMT criterion. *J Phys Conf Ser* 2017; 890(1): 012163.
14. Hair JF, Ringle CM and Sarstedt M. PLS-SEM: indeed a silver bullet. *J Mark Theory Pract* 2011; 19(2): 139–152.
15. Javaid MU, Isha ASN and Ghazali Z. Brief communication on psychosocial work environment and wellbeing in relation to job demands-resources: A study on Malaysian public health perspective. *Pertanika J Soc Sci Humanit* 2017; 25(1): 39–44.
16. Chaplin JP. *Kamus Lengkap Psikologi*. Jakarta: PT Raja Grafindo Persada, 2006.
17. Escribà-Agüir V, Martín-Baena D and Pérez-Hoyos S. Psychosocial work environment and burnout among emergency medical and nursing staff. *Int Arch Occup Environ Health* 2006; 80(2): 127–133.

18. Lorente Prieto L, Salanova Soria M, Martínez Martínez I, et al. Extension of the Job Demands-Resources model in the prediction of burnout and engagement among teachers over time. *Psicothema* 2008; 20(3): 354–360.
19. Faucett JM, Corwyn RF and Poling TH. Clergy Role Stress: interactive effects of role ambiguity and role conflict on intrinsic job satisfaction. *Pastoral Psychol* 2013; 62: 291–304.
20. Hakman H, Suhadi S and Yuniar N. Pengaruh Beban Kerja, Stres Kerja, Motivasi Kerja Terhadap Kinerja Perawat Pasien Covid-19. *Nurs Care Health Technol J* 2021; 1(2): 47–54.
21. Salcha MA, Juliani A, Program A, et al. Stres Kerja pada Perawat Covid-19 di Rumah Sakit Pelamonia Kota Makassar Work Stress for Covid-19 Nurses at Pelamonia Hospital Makassar City. *Miracle J Public Health* 2021; 4(1): 123–131.
22. Gabel S. Power, leadership and transformation: the doctor's potential for influence. *Med Educ* 2012; 46(12): 1152–1160.
23. Seidler A, Thinschmidt M, Deckert S, et al. The role of psychosocial working conditions on burnout and its core component emotional exhaustion – a systematic review. *J Occup Med Toxicol* 2014; 9(1): 10.
24. Pina D, Llor-Zaragoza P, López-López R, et al. Assessment of non-physical user violence and burnout in primary health care professionals. The modulating role of Job Satisfaction. *Public Health Front* 2022; 10: 1–8.
25. Onoja AJ, Sanni F, Shaibu J, et al. Baseline and Postintervention Assessment of sexual violence and condom use among female Sex workers in a Semiurban African Community. *Soc Heal Behav* 2020; 3: 124.
26. Hera WR, Rasyidin A and Hasmin. Pengaruh Konflik Peran ganda, Beban Kerja Dan Perawat Wanita. *J Mirai Manag* 2016; 1: 119–135.
27. Jimad H. Konflik Pekerjaan-Keluarga, Stress Dan Kinerja. *Jurnal Bisnis Dan Manajemen* 2010; 7(1): 55–67.
28. Netemeyer RG, Maxham III JG and Pullig C. Conflicts in the work–family interface: links to job stress, customer service employee performance, and customer purchase intent. *J Mark* 2005; 69(2): 130–143.

Burnout among nurses: Examining psychosocial work environment causes

ORIGINALITY REPORT

18%

SIMILARITY INDEX

8%

INTERNET SOURCES

15%

PUBLICATIONS

10%

STUDENT PAPERS

PRIMARY SOURCES

- | | | |
|---|--|----|
| 1 | Submitted to Liberty University
Student Paper | 2% |
| 2 | ecommons.cornell.edu
Internet Source | 1% |
| 3 | Submitted to University of Huddersfield
Student Paper | 1% |
| 4 | Ike Wahyuning W, Muharman Lubis, Wahjoe Witjaksono, Anik Hanifatul Azizah.
"Implementation of Enterprise Resource Planning (ERP) using Integrated Model of Extended Technology Acceptance Model (TAM) 2: Case Study of PT. Toyota Astra Motor", 2019 7th International Conference on Cyber and IT Service Management (CITSM), 2019
Publication | 1% |
| 5 | Regina Eka Riantini, Vional, Aries. "Adoption of E-Commerce Online to Offline with Technology Acceptance Model (TAM) Approach", 2018 4th International Conference | 1% |

on Computer and Information Sciences (ICCOINS), 2018

Publication

6	Submitted to Higher Education Commission Pakistan Student Paper	1 %
7	Submitted to School of Business and Management ITB Student Paper	1 %
8	con.antppublishing.com Internet Source	1 %
9	stars.library.ucf.edu Internet Source	1 %
10	NASHWA IBRAHIM. "ASSESSMENT OF OCCUPATIONAL HAZARDS AMONG NURSING STAFF INSIDE INTENSIVE CARE UNITS IN A MILITARY MEDICAL COMPLEX", Journal of the Egyptian Society of Parasitology, 2019 Publication	1 %
11	Chang Fu, Guowen Wang, Xiuxin Shi, Yaru Ren, Fenglin Cao. "The association between fear of future workplace violence and burnout among nurses in China: A cross-sectional study", Journal of Affective Disorders, 2021 Publication	1 %
12	Emy Sutiarysih, Narita Diatanti, Eli Lea WP. "The Analysis of The Influence of Information	1 %

about The Covid-19 Pandemic on Toddlers' Parenting", Jurnal Ners dan Kebidanan (Journal of Ners and Midwifery), 2022

Publication

13

Peicheng Wang, Yi - lang Tang, Yanhua Chen, Yanrong He et al. "Mental health status of mental health nurses in China: results from a national survey", Journal of Psychiatric and Mental Health Nursing, 2022

Publication

1 %

14

Nuzulul Kusuma Putri, Agung Dwi Laksono. "Predictors of childbirth services in Indonesia", International Journal of Public Health Science (IJPHS), 2022

Publication

<1 %

15

Submitted to Brunel University

Student Paper

<1 %

16

H. Wu. "Factors associated with occupational stress among Chinese female emergency nurses", Emergency Medicine Journal, 06/16/2011

Publication

<1 %

17

Suyatno Suyatno, Erlina Istiningsih, Wantini Wantini, Dian Hidayati, Astry Fajria, Siti Zulaiha. "Contribution of academic supervision to vocational students' learning readiness", International Journal of Evaluation and Research in Education (IJERE), 2023

<1 %

18

Submitted to University of Wales Institute,
Cardiff

Student Paper

<1 %

19

businessdocbox.com

Internet Source

<1 %

20

M R Ab Hamid, W Sami, M H Mohmad Sidek.
"Discriminant Validity Assessment: Use of
Fornell & Larcker criterion versus HTMT
Criterion", Journal of Physics: Conference
Series, 2017

Publication

<1 %

21

Submitted to Chamberlain College of Nursing

Student Paper

<1 %

22

Submitted to University Of Tasmania

Student Paper

<1 %

23

Geneviève Laroche, Gérald Domon, Alain
Olivier. "Exploring the social coherence of
rural landscapes featuring agroforestry
intercropping systems using locals' visual
assessments and perceptions", Sustainability
Science, 2020

Publication

<1 %

24

Submitted to Imperial College of Science,
Technology and Medicine

Student Paper

<1 %

25

nanopdf.com

Internet Source

<1 %

26

Tahereh Gholami, Ahmad Heidari Pahlavian, Mahdi Akbarzadeh, Majid Motamedzade, Rashid Heidari Moghaddam. "The role of burnout syndrome as a mediator for the effect of psychosocial risk factors on the intensity of musculoskeletal disorders: a structural equation modeling approach", International Journal of Occupational Safety and Ergonomics, 2016

Publication

<1 %

27

Vidya Sundar, Debra L. Brucker. "Work limitations as a moderator of the relationship between job crafting and work performance: results from an SEM analysis of cross-sectional survey data", Journal of Occupational Rehabilitation, 2022

Publication

<1 %

28

mhealth.jmir.org

Internet Source

<1 %

29

Nur Asni Gani, Anita Kusumaningrum, Nurul Kusuma Dewi, Ari Kartiko, Ainun Nisai Anuha. "The Effect of Compensation and Empowerment on Teacher and Staff's Loyalty", AL-ISHLAH: Jurnal Pendidikan, 2022

Publication

<1 %

30 Widayat Widayat, Ilyas Masudin, Novita Ratna Satiti. "E-Money Payment: Customers' Adopting Factors and the Implication for Open Innovation", Journal of Open Innovation: Technology, Market, and Complexity, 2020
Publication <1 %

31 Yu-Chung Tsao, Felix Arril Simbara Barus, Chien-Wei Ho. "Developing a framework for Industry 3.5 to strengthen manufacturer performance", International Journal of Logistics Research and Applications, 2021
Publication <1 %

32 publichealthmy.org
Internet Source <1 %

33 Hanna Andyani, Punaji Setyosari, Bambang Budi Wiyono, Ery Tri Djatmika. "Does Technological Pedagogical Content Knowledge Impact on the Use of ICT In Pedagogy?", International Journal of Emerging Technologies in Learning (ijET), 2020
Publication <1 %

34 eprints.covenantuniversity.edu.ng
Internet Source <1 %

35 eprints.utar.edu.my
Internet Source <1 %

36 www2.mdpi.com
Internet Source <1 %

37

Submitted to Midwestern State University

Student Paper

<1 %

38

Nirosha Priyadarshani Edirisinghe, Thamasi Rekha Makuloluwa, Thamara Dilhani Amarasekara, Christine Sampatha Evangeline Goonewardena et al. "Evaluating psychometric properties of the Short Form Brief Pain Inventory Sinhala Version (SF BPI-Sin) among Sinhala speaking patients with cancer pain in Sri Lanka", BMC Psychology, 2021

Publication

<1 %

39

Valérie Boudrias, Sarah-Geneviève Trépanier, Annie Foucreault, Clayton Peterson, Claude Fernet. "Investigating the role of psychological need satisfaction as a moderator in the relationship between job demands and turnover intention among nurses", Employee Relations: The International Journal, 2020

Publication

<1 %

40

Wang, Yang, Li Liu, Jiana Wang, and Lie Wang. "Work-family Conflict and Burnout among Chinese Doctors: The Mediating Role of Psychological Capital", Journal of Occupational Health, 2012.

Publication

<1 %

41

Faraz Vahid Shahidi, Peter M. Smith, John Oudyk, Monique A.M. Gignac. "Longitudinal

<1 %

Reciprocal Relationships Between the Psychosocial Work Environment and Burnout", Journal of Occupational & Environmental Medicine, 2022

Publication

42

Muhammad Umair Javaid, Ahmad Shahrul Nizam Isha, Asrar Ahmed Sabir, Zulkipli Ghazali, Matthias Nübling. "Does Psychosocial Work Environment Factors Predict Stress and Mean Arterial Pressure in the Malaysian Industry Workers?", BioMed Research International, 2018

Publication

<1 %

43

H Imai. "Burnout and work environments of public health nurses involved in mental health care", Occupational and Environmental Medicine, 2004

Publication

<1 %

Exclude quotes Off

Exclude matches Off

Exclude bibliography On

Burnout among nurses: Examining psychosocial work environment causes

GRADEMARK REPORT

FINAL GRADE

/100

GENERAL COMMENTS

Instructor

PAGE 1

PAGE 2

PAGE 3

PAGE 4

PAGE 5

PAGE 6

PAGE 7

PAGE 8
