

Majalah Kedokteran Andalas

Home (<http://jurnalmka.fk.unand.ac.id/index.php/art/index/>) / Vol 46, No 1 (2023)

(<http://jurnalmka.fk.unand.ac.id/index.php/art/index/>)

Majalah Kedokteran Andalas

Majalah Kedokteran Andalas (MKA) (p-ISSN: 0126-2092, e-ISSN: 2442-5230) is a peer-reviewed, open-access national journal published by **Faculty of Medicine, Universitas Andalas** (<http://fk.unand.ac.id>) and is dedicated to publish and disseminate research articles, literature reviews, and case reports, in the field of medicine and health, and other related disciplines.

MKA is accredited on SINTA 3 based on the Decree of the Director-General of Strengthening Research and Development of the Ministry of Research, Technology and Higher Education, No.30/E/KPT/2019 on November 11th, 2019.

MKA publishes three editions every year, each consists of 5-10 articles. Articles mostly are written in Bahasa Indonesia, and abstract is written in two languages, Bahasa Indonesia and English.



(<http://www.ristekdikti.go.id/>)



(<http://www.unand.ac.id/>)



(<http://www.lipi.go.id/>)



(https://en.wikipedia.org/wiki/Open_access)



(<https://doaj.org/toc/2442-5230>)



(<http://sinta2.ristekdikti.go.id/journals/detail?id=1199>)



(https://app.dimensions.ai/discover/publication?or_facet_source_title=jour.1107142)



(<http://u.lipi.go.id/1423554308>)



([http://www.onesearch.id/Search/Results?](http://www.onesearch.id/Search/Results?lookfor=majalah+kedokteran+andalas&type=AllFields)

[lookfor=majalah+kedokteran+andalas&type=AllFields](http://www.onesearch.id/Search/Results?lookfor=majalah+kedokteran+andalas&type=AllFields))



(<https://scholar.google.co.id/citations?user=dXSuPPMAAAAJ&hl=en>)



([https://search.crossref.org/?q=2442-](https://search.crossref.org/?q=2442-5230&publication=Majalah+Kedokteran+Andalas)

[5230&publication=Majalah+Kedokteran+Andalas](https://search.crossref.org/?q=2442-5230&publication=Majalah+Kedokteran+Andalas))



Submit an Article

(<http://jurnalmka.fk.unand>)



(</index.php/art/pages/view/o>



ISSN

ISSN 0126-2092



9 770126 20900

(<http://issn.pdii.lipi.go.id/issn>

[daftar&1180436460&1&8](http://issn.pdii.lipi.go.id/issn)

p-ISSN



Contact Us

(</index.php/art/about/cont>

Editorial Team

(</index.php/art/about/editc>

Peer Review

Process

(</index.php/art/pages/view>

review)

Focus and Scope

(</index.php/art/pages/view>

scope)

eISSN: 2442-5230

<http://jurnalmka.fk.unand.ac.id>

Majalah Kedokteran Andalas



[Home](http://jurnalmka.fk.unand.ac.id/index.php/art/index/) / [Archives](#)
[\(http://jurnalmka.fk.unand.ac.id/index.php/art/issue/archive/\)](http://jurnalmka.fk.unand.ac.id/index.php/art/issue/archive/) / [Vol 38, No 2 \(2015\)](#)
<http://jurnalmka.fk.unand.ac.id/index.php/art/issue/view/23>

[Submit an Article](#)
<http://jurnalmka.fk.unand>

Vol 38, No 2 (2015)



Published in September 2015

</index.php/art/pages/view/o>



Table of Contents

ISSN

Research Article

ISSN 0126-2092

PERANAN PATOLOGI DALAM DIAGNOSTIK TUMOR

PAYUDARA

<http://jurnalmka.fk.unand.ac.id/index.php/art/article/view/263>

Noza Hilbertina

<http://jurnalmka.fk.unand.ac.id/index.php/art/ar>

[10.22338/mka.v38.i2.p1-8.2015](http://dx.doi.org/10.22338/mka.v38.i2.p1-8.2015)

<http://dx.doi.org/10.22338/mka.v38.i2.p1-8.2015>

This article has been read 555 times.

ENGUJIAN EFEKTIVITAS CAPSICUM SEBAGAI

UMBER CAPSAICIN KO-ANESTESI PADA ANESTESI

OKAL

<http://jurnalmka.fk.unand.ac.id/index.php/art/article/view/292>

Idian Mulyanto Lokaria Muhammad Ridwan Muhamad Febry

<http://jurnalmka.fk.unand.ac.id/index.php/art/ar>

adil Oenzil

[Editorial Team](#)
</index.php/art/about/edit>

[10.22338/mka.v38.i2.p73-79.2015](http://dx.doi.org/10.22338/mka.v38.i2.p73-79.2015)

<http://dx.doi.org/10.22338/mka.v38.i2.p73-79.2015>

This article has been read 1262 times.

[Peer Review Process](#)

SHARES


FAKTOR-FAKTOR YANG BERHUBUNGAN DENGAN KEJADIAN ASCARIASIS PADA MURID SEKOLAH DASAR

[\(<http://jurnalmka.fk.unand.ac.id/index.php/art/article/view/293>\)](http://jurnalmka.fk.unand.ac.id/index.php/art/article/view/293)

Atikah Mardhika Ihsan Selfi Renita Rusjdi Siti Nurhajjah

[10.22338/mka.v38.i2.p80-88.2015](http://jurnalmka.fk.unand.ac.id/index.php/art/article/view/293)

[\(<http://dx.doi.org/10.22338/mka.v38.i2.p80-88.2015>\)](http://dx.doi.org/10.22338/mka.v38.i2.p80-88.2015)

 This article has been read 744 times.

ANTROPOMETRI SENDI PERGELANGAN TANGAN PADA ETNIS MINANGKABAU

[\(<http://jurnalmka.fk.unand.ac.id/index.php/art/article/view/294>\)](http://jurnalmka.fk.unand.ac.id/index.php/art/article/view/294)

Daldy Arianda Roni Eka Sahputra Sylvia Rachman Erkadius

Erkadius

[10.22338/mka.v38.i2.p89-98.2015](http://jurnalmka.fk.unand.ac.id/index.php/art/article/view/294)

[\(<http://dx.doi.org/10.22338/mka.v38.i2.p89-98.2015>\)](http://dx.doi.org/10.22338/mka.v38.i2.p89-98.2015)

 This article has been read 1005 times.


KADAR APOLIPOPROTEIN B 100 SERUM PADA PENDERITA NEFROPATI DIABETIKUM

[\(<http://jurnalmka.fk.unand.ac.id/index.php/art/article/view/295>\)](http://jurnalmka.fk.unand.ac.id/index.php/art/article/view/295)

Eva Decroli

[10.22338/mka.v38.i2.p99-107.2015](http://jurnalmka.fk.unand.ac.id/index.php/art/article/view/295)

[\(<http://dx.doi.org/10.22338/mka.v38.i2.p99-107.2015>\)](http://dx.doi.org/10.22338/mka.v38.i2.p99-107.2015)

 This article has been read 505 times.

ANTROPOMETRI SENDI PERGELANGAN KAKI ETNIS

MINANGKABAU

[\(<http://jurnalmka.fk.unand.ac.id/index.php/art/article/view/296>\)](http://jurnalmka.fk.unand.ac.id/index.php/art/article/view/296)

afni Marsil Rizki Rahmadian Sylvia Rachman Erkadius Erkadius

[10.22338/mka.v38.i2.p108-115.2015](http://jurnalmka.fk.unand.ac.id/index.php/art/article/view/296)

[\(<http://dx.doi.org/10.22338/mka.v38.i2.p108-115.2015>\)](http://dx.doi.org/10.22338/mka.v38.i2.p108-115.2015)

 This article has been read 1158 times.

ERBEDAAN DAYA HAMBAT PASTA GIGI BERBAHAN

ERBAL TERHADAP PERTUMBUHAN

TREPTOCOCCUS MUTANS

SHARES

[\(/index.php/art/about/editc
0\)](#)

 [Plagiarism Policy](#)

[\(<http://jurnalmka.fk.unand.ac.id/index.php/art/ar>](http://jurnalmka.fk.unand.ac.id/index.php/art/ar)

[policy\)](#)

 [Archiving](#)

[\(/index.php/art/pages/view](#)

User

Username

Password

Remember me

[\(<http://jurnalmka.fk.unand.ac.id/index.php/art/ar>](http://jurnalmka.fk.unand.ac.id/index.php/art/ar)

[\(<http://jurnalmka.fk.unand.ac.id/index.php/art/ar>](http://jurnalmka.fk.unand.ac.id/index.php/art/ar)

Susi Susi Hafni Bachtiar Nidia Sali

[10.22338/mka.v38.i2.p116-123.2015](https://doi.org/10.22338/mka.v38.i2.p116-123.2015)

<http://dx.doi.org/10.22338/mka.v38.i2.p116-123.2015>

 This article has been read 2051 times.

HUBUNGAN KADAR UREA DENGAN HOMOCITRULINE PADA GAGAL GINJAL TERMINAL

<http://jurnalmka.fk.unand.ac>

<http://jurnalmka.fk.unand.ac/id/index.php/art/article/view/298>

Downloadable


Contents

Verbrini Rifnayeni Ellyza Nasrul Hanifah Maani Zelly Dia Rofinda

<http://jurnalmka.fk.unand.ac/id/index.php/art/ar>

[10.22338/mka.v38.i2.p124-129.2015](https://doi.org/10.22338/mka.v38.i2.p124-129.2015)

<http://dx.doi.org/10.22338/mka.v38.i2.p124-129.2015>

 This article has been read 764 times.

Literature Review

my.sharepoint.com/:w/g/per:

[EBa](#)

ADENOMA HIPOFISIS

<http://jurnalmka.fk.unand.ac/id/index.php/art/article/view/299>

Muhammad Hidayat

<http://jurnalmka.fk.unand.ac/id/index.php/art/ar>

[10.22338/mka.v38.i2.p130-138.2015](https://doi.org/10.22338/mka.v38.i2.p130-138.2015)

<http://dx.doi.org/10.22338/mka.v38.i2.p130-138.2015>

 This article has been read 16100 times.

COMPARISON OF FOUR METHODS TO DETECT ADVERSE EVENTS IN HOSPITAL

<http://public.site/dlc/Pernyataan>

Letter of Representations

<http://jurnalmka.fk.unand.ac/id/index.php/art/article/view/300>

Inge Dhamanti

<http://jurnalmka.fk.unand.ac/id/index.php/art/ar>

[10.22338/mka.v38.i2.p139-146.2015](https://doi.org/10.22338/mka.v38.i2.p139-146.2015)

<http://dx.doi.org/10.22338/mka.v38.i2.p139-146.2015>

 This article has been read 913 times.



<http://public/site/dlc/MKA-ReferenceGuide.pdf>

MKA Reference Guide

se Report



ARAMEIAN FOREHEAD FLAP FOR RECONSTRUCTION OF THE NOSE

<http://jurnalmka.fk.unand.ac/id/index.php/art/ar>

<http://jurnalmka.fk.unand.ac/id/index.php/art/article/view/301>

Hafiz Effy, Huriyati Bectari, I. Budiman, Jacky Munilca
SHARES

[10.22338/mka.v38.i2.p147-154.2015](https://doi.org/10.22338/mka.v38.i2.p147-154.2015)

<http://dx.doi.org/10.22338/mka.v38.i2.p147-154.2015>

 This article has been read 1198 times.


Indexed by:

Editorial Information

Preface
and
ToC -
Vol 38,
No 2
(2015)

[PDF](#)

<http://jurnalmka.fk.unand.ac.id/index.php/art/article/view/304/244>

 This
article
has
been
read 93
times.



[https://doaj.org/toc/2442-](https://doaj.org/toc/2442-5230)

5230).



[http://sinta2.ristekdikti.go.id,](http://sinta2.ristekdikti.go.id)

[id=1199\).](http://sinta2.ristekdikti.go.id)



<http://u.lipi.go.id/142355430>



<http://www.onesearch.id/Sea>

[lookfor=majalah+kedokteran](http://www.onesearch.id/Sea)



<https://scholar.google.co.id/ci>

[user=dXSuPPMAAAAJ&hl=er](https://scholar.google.co.id/ci)

Recorded on:



<http://id.lib.harvard.edu/alep>



<http://www.virtualreferencel>

[Entt=RDM3534660&R=3534](http://www.virtualreferencel)

[UNIVERSITY OF WESTMINSTER](http://www.virtualreferencel)

[collections-search.westminster.ac.uk/prin](http://www.virtualreferencel)

[vi%28freeText0%29=majalah](http://www.virtualreferencel)



[https://e-](https://e-tidsskrifter.kb.dk/resolve?umlaut.locale=en&url_ver=Z3)

[tidsskrifter.kb.dk/resolve?](https://e-tidsskrifter.kb.dk/resolve?umlaut.locale=en&url_ver=Z3)

[umlaut.locale=en&url_ver=Z3](https://e-tidsskrifter.kb.dk/resolve?umlaut.locale=en&url_ver=Z3)

[2004&url ctx fmt=info%3Aof](https://e-tidsskrifter.kb.dk/resolve?umlaut.locale=en&url_ver=Z3)

[2004&ctx tim=2017-11-](https://e-tidsskrifter.kb.dk/resolve?umlaut.locale=en&url_ver=Z3)

[28T03%3A59%3A49%2B01%](https://e-tidsskrifter.kb.dk/resolve?umlaut.locale=en&url_ver=Z3)

[8&rft.issn=2442-](https://e-tidsskrifter.kb.dk/resolve?umlaut.locale=en&url_ver=Z3)

SHARES



<http://solo.bodleian.ox.ac.uk/tabs=detailsTab&ct=display&f=5230&dstmp=151183892625>



https://www.librarysearch.manchester.ac.uk/explore/fulldisplay?docid=44MAN_ALMA_DS512



<http://library.liv.ac.uk/search?searchtype=t&searcharg=Manchester&SORT=D&extended=0&SUB>



http://idiscover.lib.cam.ac.uk/explore/fulldisplay?docid=44CAM_ERDB752620



<https://searchworks.stanford.edu/>

Journal Content

Search

Search Scope

All ▼

Search

Browse

» [By Issue](#)

<http://jurnalmka.fk.unand.ac.id/>

» [By Author](#)

<http://jurnalmka.fk.unand.ac.id/>

SHARES

» [By Title](#)

<http://jurnalmka.fk.unand.ac>

01843817

View My Stats



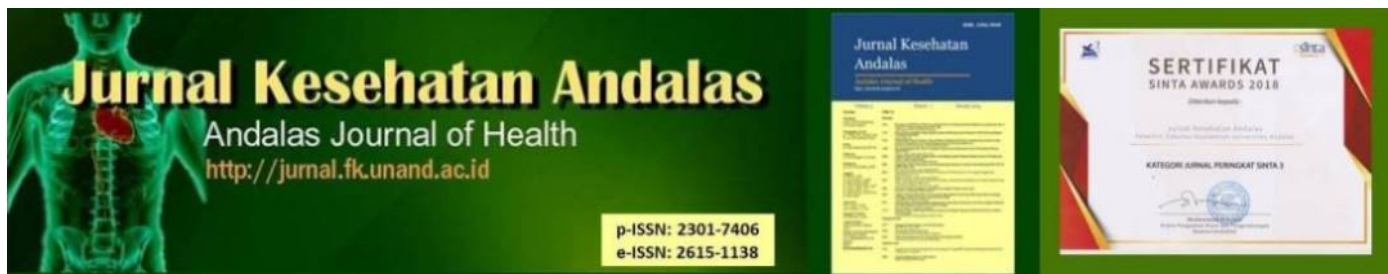
MKA (ISSN: 2442-5230) is licensed under a Creative Commons Attribution 4.0 International License.

Published by:



Jalan Perintis Kemerdekaan No. 94 PO BOX 49 Padang 25127

West Sumatera, Indonesia



[Home \(http://jurnal.fk.unand.ac.id/index.php/jka/index/\)](http://jurnal.fk.unand.ac.id/index.php/jka/index/) / [About the Journal](#)

(<http://jurnal.fk.unand.ac.id/index.php/jka/about/>) / [Editorial Team](#)

(<http://jurnal.fk.unand.ac.id/index.php/jka/about/editorialTeam>)

Submit an Article

(<http://jurnal.fk.unand.ac.id/>)

Editorial Team



Editor in Chief

» [Husnil Kadri](#)

([javascript:openRTWindow\('http://jurnal.fk.unand.ac.id/index.php/jka/about/editorialTeamBio/12/'\)](http://jurnal.fk.unand.ac.id/index.php/jka/about/editorialTeamBio/12/))

, Biochemistry Department, Faculty of Medicine, Universitas Andalas, Padang., Indonesia

[Hubungi Kami \(/index.php](#)

[Tim Editor \(/index.php/jka,](#)

[Fokus dan Ruang Lingkup \(/index.php/jka/about/edito](#)

[Pedoman Penulisan](#)

[\(/index.php/jka/about/subm](#)

Editorial Board

» [Afriwardi Afriwardi](#)

([javascript:openRTWindow\('http://jurnal.fk.unand.ac.id/index.php/jka/about/editorialTeamBio/24/'\)](http://jurnal.fk.unand.ac.id/index.php/jka/about/editorialTeamBio/24/))

, Physiology Department, Faculty of Medicine, Universitas Andalas, Padang., Indonesia



([/template_jka.docx](#))

» [Hardisman Dasman](#)

([javascript:openRTWindow\('http://jurnal.fk.unand.ac.id/index.php/jka/about/editorialTeamBio/432/'\)](http://jurnal.fk.unand.ac.id/index.php/jka/about/editorialTeamBio/432/))

, Public Health Department, Faculty of Medicine, Universitas Andalas, Padang, Indonesia

**Templat
Persetujuan I**

([/index.php/jka/manager/files/](#)

» [Andika Chandra Putra](#)

([javascript:openRTWindow\('http://jurnal.fk.unand.ac.id/index.php/jka/about/editorialTeamBio/66/'\)](http://jurnal.fk.unand.ac.id/index.php/jka/about/editorialTeamBio/66/))

, Pulmonology Department, Faculty of Medicine, Universitas Indonesia, Jakarta., Indonesia

JKA Penerima SINTA AWARD

2018

» **Camelia Herdini**

([javascript:openRTWindow\('http://jurnal.fk.unand.ac.id/index.php/jka/about/editorialTeamBio/67'\)](http://jurnal.fk.unand.ac.id/index.php/jka/about/editorialTeamBio/67))

, Ear-Nose-Throat Department, Faculty of Medicine, Universitas Gajah Mada, Yogyakarta., Indonesia

» **Ida Ayu Ika Wahyuniari**

([javascript:openRTWindow\('http://jurnal.fk.unand.ac.id/index.php/jka/about/editorialTeamBio/594'\)](http://jurnal.fk.unand.ac.id/index.php/jka/about/editorialTeamBio/594))

, Histology Department, Faculty of Medicine, Universitas Udayana, Denpasar., Indonesia

» **Ardaning Nuriliani**

([javascript:openRTWindow\('http://jurnal.fk.unand.ac.id/index.php/jka/about/editorialTeamBio/2481'\)](http://jurnal.fk.unand.ac.id/index.php/jka/about/editorialTeamBio/2481))

, Animal Development Structure Laboratory, Faculty of Biology, Universitas Gadjah Mada, Yogyakarta, Indonesia

Sekretariat

» **Yuanda Barta**

([javascript:openRTWindow\('http://jurnal.fk.unand.ac.id/index.php/jka/about/editorialTeamBio/635'\)](http://jurnal.fk.unand.ac.id/index.php/jka/about/editorialTeamBio/635))



(</index.php/jka/about/history>)

JKA Terakreditasi SINTA 3

(</index.php/jka/about/history>)



(</index.php/jka/about/history>)

User

Username

Password

Remember me

Diindeks oleh:



(<http://sinta2.ristekdikti.go.id/id=2130>).



(<https://doaj.org/toc/2301-7406>).



<http://scholar.google.co.id/cit: user=SRvOZkoAAAAJ&hl=en>



<http://garuda.ristekdikti.go.id>



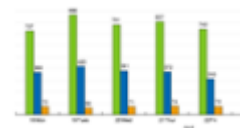
<http://portalgaruda.org/index ref=browse&mod=viewjournal>



<https://index.pkp.sfu.ca/index>

Statistik Pengunjung

<http://statcounter.com/p1073 guest=1>



<http://statcounter.com/p1073 guest=1>

Setiap Artikel memiliki doi yang dapat diakses di bagian bawah Abstrak setiap Artikel



<https://search.crossref.org/? q=2615-1138>

Halaman Facebook



<https://www.facebook.com/ju>

Open Journal
Systems
(http://pkp.sfu.ca/ojs/)

Diterbitkan oleh:



Fakultas Kedokteran
UNIVERSITAS ANDALAS

Jalan Perintis Kemerdekaan No. 94 PO BOX 49 Padang 25127

Sumatera Barat, Indonesia

COMPARISON OF FOUR METHODS TO DETECT ADVERSE EVENTS IN HOSPITAL

Inge Dhamanti

Abstrak

Deteksi terjadinya kejadian yang tidak diharapkan (KTD) telah menjadi salah satu tantangan dalam keselamatan pasien oleh karena itu metode untuk mendeteksi terjadinya KTD sangatlah penting untuk meningkatkan keselamatan pasien. Tujuan dari artikel ini adalah untuk membandingkan kelebihan dan kekurangan dari beberapa metode untuk mendeteksi terjadinya KTD di rumah sakit, meliputi review rekam medis, pelaporan insiden secara mandiri, teknologi informasi, dan pelaporan oleh pasien. Studi ini merupakan kajian literatur untuk membandingkan dan menganalisa metode terbaik untuk mendeteksi KTD yang dapat diimplementasikan oleh rumah sakit. Semua dari empat metode telah terbukti mampu untuk mendeteksi terjadinya KTD di rumah sakit, tetapi masing-masing metode mempunyai kelebihan dan kekurangan yang perlu diatasi. Tidak ada satu metode terbaik yang akan memberikan hasil terbaik untuk mendeteksi KTD di rumah sakit. Sehingga untuk mendeteksi lebih banyak KTD yang seharusnya dapat dicegah, atau KTD yang telah terjadi, rumah sakit seharusnya mengkombinasikan lebih dari satu metode untuk mendeteksi, karena masing-masing metode mempunyai sensitivitas berbeda-beda.

Kata Kunci : Kejadian tidak diharapkan, Keselamatan pasien, Rumah Sakit

Abstract

Detecting adverse events has become one of the challenges in patient safety thus methods to detect adverse events become critical for improving patient safety. The purpose of this paper is to compare the strengths and weaknesses of several methods of identifying adverse events in hospital, including medical records reviews, self-reported incidents, information technology, and patient self-reports. This study is a literature review to compared and analyzed to determine the best method implemented by the hospital. All of four methods have been proved in their ability in detecting adverse events in hospitals, but each method had strengths and limitations to be overcome. There is no 'best' single method that will give the best results for adverse events detection in hospital. Thus to detect more preventable adverse events, or adverse events that have already occurred, hospitals should combine more than one method of detection, since each method has a different sensitivity.

Keyword : adverse events, patient safety, hospital

Afiliasi Penulis: Bagian Administrasi dan Kebijakan Kesehatan, Fakultas Kesehatan Masyarakat, Universitas Airlangga, Kampus C Surabaya, **Korespondensi** : Inge Dhamanti Email: inge_dhamanti@yahoo.com.

INTRODUCTION

An adverse event is defined as an injury resulting from a medical intervention, not from the underlying condition of the patient¹, or as an unintended injury caused by medical management, rather than by a disease process, which has resulted in death, life threatening illness, disability at time of discharge, admission to hospital, or prolongation of hospital stay.² It has been widely acknowledged that adverse events become major threats for patient safety. Previous studies have revealed that adverse events in health care appeared to be responsible for 44,000 to 98,000 accidental deaths and over one million excess injuries each year.³ In addition, research by the Quality in Australian Health Care Study showed that adverse events were associated with 16.6% of hospital admissions, with approximately half leading to the admission, and half occurring during the admission. Later, this was associated with mortality in 4.9% of events, or 0.5% of admissions, and permanent disability in 13.7% of events, or in 1% of admissions.¹

Adverse events, consequently, also resulted in raising some health care costs that may place a great burden on the hospital or health system in general. Previous Australian studies have estimated that direct hospital costs of adverse events in Australia range between \$483 million and \$900 million per annum.^{4,5} It is estimated that money spent on medication will have to be supplemented with other money spent to treat the new health problems caused by medication. Moreover, Edmonds (2006) asserted the importance of indirect costs, often not calculated, including increased

insurance premiums, lost opportunity costs, and human costs to both patients (e.g. increased pain, disability, psychological trauma, loss of trust in the health care system, loss of independence and loss of functionality and productivity) and health care professionals (e.g. a loss of morale and confidence, depression, stress, and feelings of frustration, shame, guilt and inadequacy). These serious problems arising from adverse events in hospitals have made patient safety a priority in the health policy agenda.¹

Unfortunately, many adverse events happening in hospitals were avoidable – in fact, half the adverse events are preventable.⁶ Correlating with this, Webb et al. (cited in Richardson & McKie, 2007)⁵ found that half the adverse events in the quality of health care study had a high preventability score, and that 60% of the resulting deaths should be avoidable. In addition, detecting adverse events will let hospitals to learn from the mistakes. Thus, methods to detect adverse events become critical for improving patient safety. A range of methods are available for identifying adverse events before or after they happen, such as a manual method, and information technology methods³; cross-sectional, prospective and retrospective methods²; monitoring or screening the patients' clinical records, or self-reported incidents by healthcare professionals, use of computer systems, and case studies (Walshe, cited in Kellogg & Havens, 2003).⁷

The purpose of this paper is to compare the strengths and weaknesses of several methods of identifying adverse events in hospital, including medical records reviews, self-reported incidents,

information technology, and patient self-reports. It will be argued that each method has its weakness, thus hospitals should combine more than one method to obtain more effective results in identifying adverse events.

METHOD

This study is conducted through literature review on relevant publications, journals and unpublished documents. The four methods to detect adverse events were chosen based on the literature. The strengths and weaknesses of each method to detect adverse event in hospital will be compared and analyzed to determine the best method implemented by the hospital.

RESULT AND DISCUSSION

Medical records have been used widely to collect information for improving medical care, and also monitor adverse events. Generally, retrospective reviews of medical records are used by physicians, nurses or other health professionals after patient discharge from hospital, when records have been held for some time. The example of retrospective reviews of medical records studies was conducted by Kobayashi et al. (2008).⁸ The reviews were held in two different stages, and, in the first stage, two groups of trained nurses examined medical records using 18 screening criteria to identify possible adverse events. After confirming any differences, information on the clinical course of the individual patients, and the adverse events themselves, were combined as a case summary. Next, a team of doctors reviewed the records for the presence of

one or more of the 18 screening criteria that were identified at the first-stage review, thus determining the presence of adverse events was thus determined.

Some studies have identified the strengths of these medical records retrospective reviews, which have superiority in estimating adverse events in surgery.² In addition, Kobayashi et al. (2008)⁸ claimed that a high degree of accuracy in identifying adverse events would occur if the medical records contained adequate information. Further, studies based on reviews of medical records have demonstrated that the incidence of adverse events is higher among elderly patients, higher in case of intra-hospital deaths, and increases with the length of stay in hospital, thus indicating that review of medical records has validity as a method.⁹ Moreover, as Michel et al. (2004) added, reviews were easily conducted because the documents are already there, and data obtained regularly; the cost of reviews was low and did not put another burden on hospital staff acting as reviewers; and lastly, the method was sometimes favoured by surgical teams and hospital centres.²

However, the limitations of retrospective reviews of medical records, according to Brennan et al. (cited in Kobayashi et al, 2008)⁸, were as follows: (1) such reviews would be irrelevant if information on the adverse events was not described in the medical records; and (2) even when medical records contain information on the adverse events, such information could be overlooked by the reviewers. In addition, compared with accident reports, reviews based on medical records could not identify some adverse events because of

inadequate description⁸; compared with patient reports, the reviews result in lower numbers of adverse events¹⁰; and compared with prospective studies, the reviews identified fewer cases of preventable adverse events.² Moreover, reviews might result in poor reliability, caused by reviewers' inability to differentiate between cases with respect to the quality of management; by bias related to the type and training of the reviewer (e.g. physician or nurse practitioner); and by the bias of individual reviewers.⁹

Self-reported incidents were a voluntary-based approach, where health-care professionals report medical events by health care provider, that can be submitted on paper or electronically.³ According to Michel (2002), in general, an incident report can be initiated by any member of the facility's staff, and then reviewed by the person responsible for the medical care unit, before being forwarded to the quality or risk management department. Despite their wide utilization, self-reported incidents have been relatively unsuccessful, but have still become one of the institution's most used procedures to detect adverse events.⁹

Some researchers or institutions have attempted to improve incidents reporting by continuously reminding health professionals to report adverse events, and they have been more frequently reported where healthcare professionals were sent daily electronic mail reminders to report adverse events, and were asked to report them weekly.³ However, this result will be different if the reminder system does not apply, with usually lower rates participation by some healthcare professionals, espe-

cially physicians. Thus, physicians' participation has become the major challenge in implementing self-reported incidents. In line with this, numerous studies have been conducted to identify the involvement rate of healthcare professionals in reporting incidents – for example, Milch et al. (2005) related the application of a voluntary hospital-based error reporting system in 26 hospitals for 21 months, demonstrating low rates of participation by doctors (less than 2% of total reports).¹¹ Similarly, reports submitted through the Australian Incident Monitoring System (AIMS) showed that nurses initiated 88% and medical staff only 2% of incidents¹⁴. Another study comparing incident reporting by physicians, pharmacists and patients, demonstrated that the highest rate of participation was by patients, followed by physicians, while pharmacists reported the lowest number of adverse events¹³; also, compared with midwives, obstetricians indicated that they were less likely to report adverse events, and pediatricians were less likely to report a medical error than nurses were¹⁵. Milch et al (2005), analysing the reasons behind physicians' low participation, found this was because they do not receive education in the systematic evaluation of errors and adverse events, and thus operate within a belief system of self-blame and personal responsibility, rather than viewing such events as the end process of a series of systematic deficiencies. Additionally, physicians might not report events because of "professional courtesy," i.e., concern about implicating colleagues, or fear of repercussions.¹¹

Regarding the methods weaknesses, Weingart et al. (2001)¹² asserted that incident reporting was labour inten-

sive and difficult to sustain. Some studies of the reminder system showed higher results of adverse events reporting only during the study period, with lower participation after the study ended. In addition, incident reports missed many events¹² particularly by junior or less experienced staff⁹ and usually had poor physician participation^{11,12}. This condition had a sturdy relationship with the capability for detecting adverse events, and different attitudes towards them between health professionals.

However, incident reporting systems had the advantage of being less time-consuming than formal studies.¹³ In general, Michel (2002) proved that incident reporting took only 3-25 minutes per week to identify adverse events. Additionally, voluntary peer reporting by physicians is inexpensive and acceptable to clinician participants⁹; and facilitated discussions about errors also increased awareness of patient safety.¹²

The development of information technology in adverse events detection consisted of several steps. The collection of patient data in electronic form became the initial step, followed by the application of queries, rules of algorithms to find data that were consistent with adverse events. The final step was the determination of the predictive value of the queries, usually by manual review¹⁶. In fact, information technology (IT) can be used in numerous ways to detect adverse events continuously and inexpensively. Related to this, Michel (2002) argued that some hospitals have used electronic medical records for preventing adverse events or providing a rapid response after an adverse event has occurred.⁹ Several methodologies that use IT to detect adverse events in

healthcare settings have been described by Bates and co-workers (cited in Anderson, 2004)¹⁷. These methodologies comprised the collection of clinical data in electronic form, event monitoring, and natural language processing. All these processes produced data timely enough to permit intervention in time to prevent adverse events from harming patients.

The use of IT had several benefits compared with traditional methods, allowing the detection of nosocomial infections, harm associated with medical procedures such as radiotherapy, inpatients with adverse drug events, or adverse events attributable to vaccination in outpatients, at the same time.⁹ Compared to another adverse events detection methods, computerized monitoring systems identified twice the adverse drug events reported by incident reports⁹; compared to manual review, computerized surveillance had superior sensitivity and required less staff time.³ However, the cost of software for detecting adverse events might vary, some was free and some expensive.⁹ As an example, implementing a computerized system for physician order-entry may cost an average 500-bed facility US\$7.9 million in the first year and US\$1.3 million each subsequent year, thus questioning the capability of hospitals with limited resources to implement the information technology.

The patient safety movement is concerned with the role of patients in promoting safety, including the opportunity to identify and report adverse events. Generally, as observed above, the incident reports that have been widely used had low physician participation rate. Thus, this problem could be impro-

ved if patients themselves were able to directly submit reports¹⁸.

Recent survey evidence suggested that patients could be good source for adverse event detection. Two recent patient surveys have indicated that 20–42% of patients had experienced an error that could have resulted in serious consequences,³ while Weingart et al. (2005)¹⁹ claimed that only a few patient-reported incidents were identified in the medical record, though none was submitted by clinicians to the hospital's incident-reporting system. Hence, patients had more effectively reported adverse events compared with medical record reviews and incident reports, and their involvement might reduce the time taken to identify and respond to safety problems¹⁸. In addition, patients were more likely to report preventable adverse events and 'close calls' (errors that could have caused injury but resulted in no harm), if they had more drug allergies¹⁹.

The major weakness of patient-self reports was patient perceptions of adverse events, including safe care, medical injury and service quality. Weingart et al. (2007)²⁰ found some patients had misclassified their reports by saying that they had had a "recent unsafe experience". However, after the researcher examined the reports, the events reported by patients were classified as service quality problems. Thus, the issue of validity and usefulness of patient-self-reports needs further research.

All of four methods have been proved in their ability in detecting adverse events in hospitals, but each method had strengths and limitations to be overcome. Medical records reviews were widely applied in hospitals, with

data obtained regularly and reviews conducted by either nurses or physicians. The critical factor that affected the successful implementation of reviews, and became the major limitation, was the completeness or otherwise of data. Most of the reviews were conducted by retrospective method, which means data was assessed after patients' discharge, making it difficult to obtain more data and information. If the data in medical records is combined with patient-self report, however, where patients are asked several questions related to adverse events, then the overall data quality will improve. In fact, patient-self reports were done by most hospitals before patient discharge, and unfortunately, the information obtained was more about service quality and patients' satisfaction. Alternatively, to detect more preventable adverse events, reviews could be done every time healthcare professionals added new information, and patient surveys could be done during hospitalization. Further, this regulation should introduced by hospital management for all healthcare professionals.

Low physician participation rates became a major limitation of self-reported incidents, resulting from concerns, such their different education system, "professional courtesy", reluctance to implicate colleagues, or fear of repercussions, all underlying the low rate. In fact, physicians have an essential role in detecting and preventing adverse events, with their educational backgrounds, their skills and their capabilities. Thus, the development of a 'no blame' culture and safety culture in hospitals should become a priority, as well as regulations to protect 'whistle-

blowers', though costs are a major hurdle in implementing the information technology method. Related to this, some hospitals, especially in developing countries, were highly dependent on medical records reviews.

Thus, the implementation of information technology methods still needs to be combined with other methods to enable comparisons, and to complement each other in detecting additional numbers of adverse events. Patients-self reports produced more evidence of adverse events compared with other methods, but patient bias became a major challenge, since adequate patient education was not easy to achieve. In combination with other methods, patients' – self-reports can become good sources of information that might not be provided by other methods, such as incident reports or medical records reviews.

REFERENCES

1. Edmonds, M. Adverse Events, Iatrogenic Injury and Error in Medicine. University of Adelaide Australia. 2010 Available from: <http://www.informatics.adelaide.edu.au/topics/Safety/ME-AdverseEvents.html>.
2. Michel P, Quenon JL, De Sarasqueta AM, Scemama O. Comparison of three methods for estimating rates of adverse events and rates of preventable adverse events in acute care hospitals. *BMJ*. 2004;328:1-5.
3. Murff HJ, Patel VL, Hripcsak G, Bates DW. Detecting adverse events for patient safety research: a review of current methodologies. *J Biomed Inform*. 2003;36:131-43.
4. Ehsani J, Jackson T, Duckett S. The incidence and cost of adverse events in Victorian hospitals 2003-04. *Med J Aust*. 2006;184(11):551-5.
5. Richardson J, McKie J. Reducing the Incidence of Adverse Events in Australian Hospitals: An Expert Panel Evaluation of Some Proposals. *Research Paper 2007 (19)*. Centre for Health Economics Monash University. Available from: <http://www.buseco.monash.edu.au/centres/che/pubs/rp19.pdf>.
6. Rigby L, Clark RB, Runciman WB. Adverse events in health care: setting priorities based on economic evaluation. *J Qual Clin Pract*. 1999;19:7-12.
7. Kellog VA, Havens DS. Adverse Events in Acute Care: An Integrative Literature Review. *Res Nurs Health*. 2003;26: 398-408.
8. Kobayashi M, Ikeda S, Kitazawa N, Sakai H. Validity of retrospective review of medical records as a means of identifying adverse events: comparison between medical records and accident reports. *J Eval Clin Pract*. 2008; 14(1):126-30
9. Michel P. Strengths and weaknesses of available methods for assessing the nature and scale of harm caused by the health

CONCLUSION

To detect more preventable adverse events, or adverse events that have already occurred, hospitals should combine more than one method of detection, since each method has a different sensitivity. There is no 'best' single method that will give the best results for detection. Hospitals should implement more than one basic method to identify adverse events before and after they occur. Physicians' leading role in detecting adverse events, but low reporting rates, need further investigation. Meanwhile, hospitals should create an environment and culture conducive to placing a priority on safety, and hospitals should initiate the development of a partnership approach with patients to obtain more information about adverse events, since this approach is potentially promising in promoting patients' safety.

- system: literature review. 2002 available from http://www.who.int/patientsafety/research/P_Michel_Report_Final_version.pdf.
10. Weissman JS, Schneider EC, Weingart SN, Epstein AM, David-Kasdan J, Feibelman S, et al. Comparing Patient-Reported Hospital Adverse Events with Medical Record Review: Do Patients Know Something That Hospitals Do Not? *Ann Intern Med.* 2008;149(2):100-8.
 11. Milch CE, Salem DN, Pauker SG, Lundquist TG, Kumar S, Chen J. Voluntary Electronic Reporting of Medical Errors and Adverse Events: An Analysis of 92,547 Reports from 26 Acute Care Hospitals. *J Gen Intern Med.* 2006; 21(2): 165–170.
 12. Weingart, Callanan LD, Ship AN, Aronson MD. A physician-based voluntary reporting system for adverse events and medical errors. *J Gen Intern Med.* 2001;16:809-14.
 13. Wetzels R, Wolters R, Van Weel C, Wensing M. Mix of methods is needed to identify adverse events in general practice: A prospective observational study. *BMC Fam Pract.* 2008;9:35.
 14. Kingston MJ, Evans SM, Smith BJ, Berry JG. Attitudes of doctors and nurses towards incident reporting: a qualitative analysis. *Med J Aust.* 2004;181(1):36-9.
 15. Taylor JA, Brownstein D, Christakis DA, Blackburn S, Strandjord TP, Klein EJ, et al. Use of Incident Reports by Physicians and Nurses to Document Medical Errors in Pediatric Patients. *Pediatrics.* 2004;114:729-3
 16. Bates DW, Evans RS, Murff H, Stetson PD, Pizziferri L, Hripcsak. Policy and the Future of Adverse Event Detection Using Information Technology. *J Am Med Inform Assoc.* 2003; 10:226–8.
 17. Anderson J. Information technology for detecting medication errors and adverse drug events. *Expert Opin Drug Saf.* 2004;3(5):449-55.
 18. Coulter A, Ellins J. Quality enhancing improvement review: patients focused intervention. Picker Institute Europe; 2006. Available from http://www.health.org.uk/sites/default/files/PatientFocusedInterventions_ReviewOfTheEvidence.pdf
 19. Weingart SN, Pagovich O, Sands DZ, Li JM, Aronson MD, Davis RB, et al. What Can Hospitalized Patients Tell Us About Adverse Events? Learning from Patient-Reported Incidents. *J Gen Intern Med.* 2005;20:830–6.
 20. Weingart SN, Price J, Duncombe D, Connor M, Sommer K, Conley KA, et al. Patient-reported safety and quality of care in outpatient oncology. *Jt Comm J Qual Patient Saf.* 2007;33(2):83–94.



UNIVERSITAS AIRLANGGA

FAKULTAS KESEHATAN MASYARAKAT

Kampus C Mulyorejo Surabaya 601115 Telp.031-5920948, 5920949 Fax 031-5924618

Laman : <http://www.fkm.unair.ac.id> : E-mail: info@fkm.unair.ac.id

SURAT KETERANGAN

Nomor : 3022/UN3.1.10/KP/2023

Yang bertanda tangan di bawah ini :

Nama : Dr. Santi Martini, dr. M.Kes
NIP : 196609271997022001
Pangkat/Golongan : Pembina/ Gol (IV/a)
Jabatan : Dekan

Dengan ini menerangkan bahwa :

Nama : Inge Dhamanti, SKM. M.Kes, MPH., Ph.D
NIP : 19801224 200501 2 002
Pangkat/Golongan : Penata (Gol. III/c)
Jabatan : Lektor

Telah melaksanakan penelitian dengan judul sebagai berikut :

No.	Judul Karya Ilmiah	Tahun Pelaksanaan Penelitian
1.	Implementation of Computerized Physician Order Entry in Primary Care: A Scoping Review	2021
2.	Adverse Reactions of COVID-19 Vaccines: A Scoping Review of Observational Studies	2023
3.	Literature Review: Cause Factor Analysis and an Effort to prevent Medication Administration Error (MAE) at Hospital	2020
4.	A Literature review on the Identification of Variables for Measuring Hospital Efficiency in the Data Envelopment Analysis (DEA)	2021
5.	Telemedicine Use In Health Facility During Covid-19 Pandemic: Literature Review	2022
6.	Faktor yang Menghambat Pelaporan Insiden Keselamatan Pasien di Rumah Sakit: Literature Review	2021
7.	Comparison of Four Methods To Detect Adverse Events in Hospital	2015
8.	Infections Prevention and Control (IPC) Programs in Hospitals	2021
9.	Studi Komparatif Pengembangan Contact Tracing Applications Di Singapura dan Indonesia (Studi Kasus: TraceTogether dan PeduliLindungi)	2022
10.	Faktor Penghambat Pelayanan Kesehatan Rutin di Rumah Sakit saat Pandemi COVID-19	2021
11.	Governmental Policies in Managing COVID-19 Pandemic: Comparative Study Between Indonesia and Vietnam, Period of January – March 2020	2021

12.	Akses Pelayanan Kesehatan Ibu dan Anak di Puskesmas Selama Pandemi Covid-19	2022
13.	Comparison of Dental Care Policies Before and During The COVID-19 Pandemic: A Literature Review	2022
14.	Analysis of Implementation of Patient Identification In Hospitals to Improve Patient Safety in Indonesia	2022
15.	Literature Review: Implementation Of Patient Safety Goals In Hospitals In Indonesia	2021
16.	Literature Review: Hospital Service Quality During The COVID-19 Pandemic	2022
17.	Comparison of Hospital Emergency Room Management Regulations in Indonesia Before and During The COVID-19 Pandemic: Literature Study	2022
18.	Analisis Pelaksanaan Pelayanan Kesehatan Perorangan (Ukp) Di Puskesmas Sebelum Dan Selama Pandemi Covid-19: Literature Review	2022
19.	Perbandingan Kebijakan Pelaksanaan Imunisasi Rutin pada Anak sebelum dan selama Pandemi	2022
20.	Recommendation Analysis Of Mental Health Services For Health Workers During Pandemic Covid-19	2021
21.	Impact Of Implementing A Surgical Safety Checklist In Hospital: Literature Review	2023
22.	Quality Improvement For Maternal And Child Health In Primary Health Care: A Scoping Review	2023
23.	Implementation Of Root Cause Analysis On Patient Safety Iincidence In Hospital: Literature Review	2022
24.	Analisis Peran Stakeholder dalam Kapasitas Rumah Sakit akibat COVID-19: Literature Review	2022
25.	Lessons from Indonesia, a country with highest COVID-19 mortality rate in the world: dissecting multiple aspects	2022

Adapun penelitian tersebut layak dilakukan dan menghasilkan output yang sangat baik, meskipun belum ada ***Uji Etical Clearence*** karena menggunakan metode litteratur review . Demikian surat keterangan ini kami buat untuk dapat dipergunakan sebagai persyaratan pengusulan Jabatan Fungsional Lektor Kepala.

Surabaya, 13 April 2023



Diana Martini, dr. M.Kes
NIP. 196609271997022001