





[HOME](#) / [ARCHIVES](#) / Special Issue V

Special Issue V



The International Journal of Health Sciences (IJHS), an academic, interdisciplinary, and double-blind peer-reviewed publication ISSN 2550-696X (Online) ISSN 2550-6978 (Print), publishes scholarly articles on international students in tertiary education, secondary education, and other educational settings that make significant contributions to research, policy, and practice in the internationalization of higher education. Articles in the journal are freely available to the public thanks to our institutional sponsors.

[Cover](#)



DOI: <https://doi.org/10.53730/ijhs.v6nS5.2022>

PUBLISHED: 31-12-2022

Peer Review Articles

Influence of entrepreneurial orientation and Leaderships management on organizational agility of hotel business in Thailand with moderating role of innovative learning

Siri-Orn Champatong, Yothin Sawangdee, Prateep Poprateep

1-12

Abstract viewed: **243** PDF downloaded: **122**

DOI : [10.53730/ijhs.v6nS5.5231](https://doi.org/10.53730/ijhs.v6nS5.5231)

PDF

Development of new tourist destination attractions for destination attachments through the moderating role of cultural capital of Samut Songkhram Province, Thailand

Jiraporn Boonying, Panida Ninaroon, Ekgnarong Vorasiha

13-29

Abstract viewed: **142** PDF downloaded: **82**

DOI : [10.53730/ijhs.v6nS5.5191](https://doi.org/10.53730/ijhs.v6nS5.5191)

PDF

Factor effecting the sustainable income generation of the value added products of local fishery in Ranong Province, Thailand

Supattra Pranee, Bundit Pungnirund, Jiraphorn Sawasdiruk, Sodsri Pulphon,
Panvipa Piyamputra


30-41

Abstract viewed: **81** PDF downloaded: **49**

DOI : [10.53730/ijhs.v6nS5.5193](https://doi.org/10.53730/ijhs.v6nS5.5193)


PDF

Utilization of virtual literature efforts to improve independent learning in the field of nursing science and practice in Indonesia

 Ayuda Nia Agustina, Putri Mahardika, Siti Utami Dewi

 4643-4657

 Abstract viewed: **135**  PDF downloaded: **25**

 DOI : [10.53730/ijhs.v6nS5.10093](https://doi.org/10.53730/ijhs.v6nS5.10093)

 PDF

Self-cleaning and antibacterial activities of natural rubber latex ergonomic pillows

 Surachat Sinworn, Nuttabodee Viriyawattana

 7947-7961

 Abstract viewed: **76**  PDF downloaded: **21**

 DOI : [10.53730/ijhs.v6nS5.10491](https://doi.org/10.53730/ijhs.v6nS5.10491)

 PDF

Role of imaging in craniovertebral junction abnormalities

 Mandharapu Sampath, Nagarjuna Raju S, Shivani Gogi, K. Srihari

 7962-7974

 Abstract viewed: **84**  PDF downloaded: **42**

 DOI : [10.53730/ijhs.v6nS5.10493](https://doi.org/10.53730/ijhs.v6nS5.10493)

 PDF

Antifungal activity of eugenol and clove leaf essential oil (*Syzygium aromaticum* L.) against clinical isolates of candida species

 Dwi Murtiastutik, Irmadita Citrashanty, Pepy Dwi Endraswari, **Retno Widyowati**, Evy Ervianti, Sawitri, Rahmadewi, Citra Dwi Harningtyas


 6768-6775

 Abstract viewed: **69**  PDF downloaded: **24**

 DOI : [10.53730/ijhs.v6nS5.11530](https://doi.org/10.53730/ijhs.v6nS5.11530)

 PDF

Assessment of depression, anxiety, stress, and sleep in the vertigo patients

 Siva Kumar M, Anbarasi C.P, Elavar Kuzhali S, Thamarai Selvi V, Sai Sailesh Kumar Goothy, Anita Choudhary

 6776-6780

 Abstract viewed: **86**  PDF downloaded: **21**

 DOI : [10.53730/ijhs.v6nS5.10496](https://doi.org/10.53730/ijhs.v6nS5.10496)

 PDF

Evaluation of science communication on social media

A content analysis of Facebook pages

 Bandana Pandey, Shalini, Guarav Kumar

 6111-6131

 Abstract viewed: **308**  PDF downloaded: **48**

 DOI : [10.53730/ijhs.v6nS5.10497](https://doi.org/10.53730/ijhs.v6nS5.10497)

 PDF

COVID-19 vaccination acceptance among a sample of healthcare providers in Karbala Governorate (Iraq)

 Rasha Haider Shareef, Atta Ah Mousa Al-Sarray

 7107-7116


 Abstract viewed: **84**  PDF downloaded: **34**

 DOI : [10.53730/ijhs.v6nS5.10061](https://doi.org/10.53730/ijhs.v6nS5.10061)

 PDF

Splenic abscess

A single centre analysis

 Pratik Shaparia, Honeyपाल H Maharaul, Hiren Bilwal, Bhavin Shah, Ohang Chaudhari

 7975-7983

 Abstract viewed: **61**  PDF downloaded: **18**



[HOME](#) / Editorial Team

Editorial Team

Editor-in-Chief

ijhs@utm.edu.ec | ijhs@sciencescholar.us | editorsciencescholar@gmail.com

M. R. Herrera, Scopus ID: [7202050008](#), Nursing, Universidad Estatal del Sur de Manabí, Ecuador

Chief Executive Editor

executive_editor@utm.edu.ec | executive_editor@sciencescholar.us

M. R. Gámez, Scopus ID: [57204684841](#), Universidad Técnica de Manabí, South America

Founder & Managing Editor

iwayansuryasa@utm.edu.ec | suryasa@stikom-bali.ac.id

W. Suryasa, Scopus ID: [57200211897](#), ITB STIKOM Bali, Indonesia

International Advisory Board

M. Cantor, Scopus ID: [7005614403](#), Clinical Informatics, United States

J. Aarts, Scopus ID: [7007174257](#), Erasmus University Rotterdam, Netherlands

T. Karopka, Scopus ID: [56635405100](#), BioCon Valley GmbH, eHealth, Germany

S. de Lusignan, Scopus ID: [7003334937](#), University of Surrey, United Kingdom

C. Kalun Or, Scopus ID: [55957532700](#), The University of Hong Kong, Hong Kong

D. M. P. Hernández, Scopus ID: [57201006495](#), University of Medical Sciences of Havana, Cuba

A. M. Salem, Scopus ID: [36762342200](#), Ain Shams University, Egypt

R. Makhachashvili, Amazon ID: [1499008](#), Borys Grinchenko University, Ukraine

Editorial Board

A. P. C. Mendoza, Ref ID: [00770810](#), Universidad Tecnica de Manabi, Portoviejo, Ecuador

D. Singh, Scopus ID: [57203079484](#), Houston Methodist Research Institute, USA

B. Dresp-Langley, Scopus ID: [57216804437](#), University of Strasbourg, France

T. Lambrou, Scopus ID: [16552782200](#), University of Lincoln, United Kingdom

O. Oluwagbemi, Scopus ID: [36680459800](#), Federal University Lokoja, Nigeria

F. Zhou, Scopus ID: [55634210800](#), Jilin University, China

L. Johnson, Scopus ID: [8538531600](#), University of Cape Town, South Africa

H. Nishiura, Scopus ID: [7005501836](#), JSCA, Hokkaido University, Japan

J. McCaw, Scopus ID: [21735020500](#), University of Melbourne, Australia

G. V. Oleskeviciene, Scopus ID : [57194223762](#), Mykolas Romeris University, Lithuania

Production Editor

Antonio, Scopus ID: [57210942626](#), Universidad Técnica de Manabí, Ecuador

T. Koldoris, Scopus ID: [57415636800](#), Queen Mary University of London, United Kingdom

Editorial Office

ss.support@utm.edu.ec | support@sciencescholar.us

V. Vucic, Scopus ID: [36069696900](#), Universidad Técnica de Manabí, Ecuador

Retired Editor


M. I. Bordelois, Ref ID: [00757030](#), [GS](#), Medicina, Universidad Técnica de Manabí, Ecuador

[See more...](#)

CITESCORE 2021

2.0 ²⁰²¹
CiteScore

63rd percentile

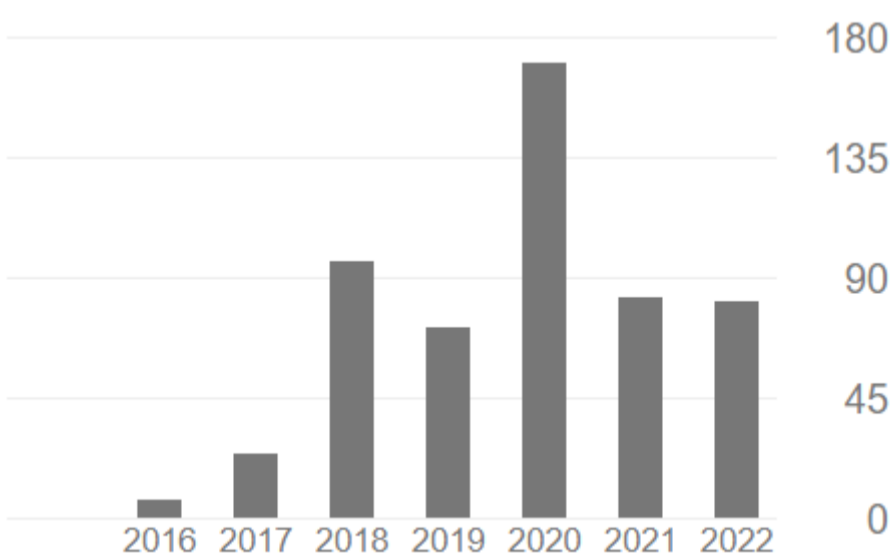
Powered by 

GOOGLE SCHOLAR



Cited by

	All	Since 2018
Citations	550	540
h-index	14	14
i10-index	23	23



Last updated: 1 January 2023

MAIN MENU

[Current Issues](#)

[Previous Issues](#)

FOR AUTHORS

[Aims & Scope](#)

How to Cite:

Murtiastutik, D., Citrashanty, I., Endraswari, P. D., Widyowati, R., Ervianti, E., Sawitri, S., Rahmadewi, R., & Harningtyas, C. D. (2022). Antifungal activity of eugenol and clove leaf essential oil (*Syzygium aromaticum* L.) against clinical isolates of candida species. *International Journal of Health Sciences*, 6(S5), 6768–6775. <https://doi.org/10.53730/ijhs.v6nS5.11530>

Antifungal activity of eugenol and clove leaf essential oil (*Syzygium aromaticum* L.) against clinical isolates of *candida* species

Dwi Murtiastutik

Department of Dermatology and Venereology, Universitas Airlangga, Dr, Soetomo General Academic Teaching Hospital, Universitas Airlangga Teaching Hospital, Surabaya, Indonesia.

Corresponding author email: dwimurtiastutik@yahoo.co.id

Irmadita Citrashanty

Department of Dermatology and Venereology, Universitas Airlangga, Dr, Soetomo General Academic Teaching Hospital, Universitas Airlangga Teaching Hospital, Surabaya, Indonesia.

Pepy Dwi Endraswari

Department of Clinical Microbiology, Universitas Airlangga, Dr, Soetomo General Academic Teaching Hospital, Universitas Airlangga Teaching Hospital, Surabaya, Indonesia.

Retno Widyowati

Department of Pharmaceutical Sciences, Faculty of Pharmacy, Universitas Airlangga, Surabaya, Indonesia.

Evy Ervianti

Department of Dermatology and Venereology, Universitas Airlangga, Dr, Soetomo General Academic Teaching Hospital, Universitas Airlangga Teaching Hospital, Surabaya, Indonesia.

Sawitri

Department of Dermatology and Venereology, Universitas Airlangga, Dr, Soetomo General Academic Teaching Hospital, Universitas Airlangga Teaching Hospital, Surabaya, Indonesia.

Rahmadewi

Department of Dermatology and Venereology, Universitas Airlangga, Dr, Soetomo General Academic Teaching Hospital, Universitas Airlangga Teaching Hospital, Surabaya, Indonesia.

Citra Dwi Harningtyas

Department of Dermatology and Venereology, Universitas Airlangga, Dr, Soetomo General Academic Teaching Hospital, Universitas Airlangga Teaching Hospital, Surabaya, Indonesia.

Abstract--*Candida* species are causative microorganisms of oropharyngeal, vulvovaginal, and skin infections. Clove (*Syzygium aromaticum* L.) and eugenol oil have considerable antifungal activity against human pathogenic fungi, including *Candida* species. The anticandidal action of the studied oils is significantly dependent on the concentration of eugenol and further main and minor constituents of the oils with well-known antifungal effects must have additional and synergistic activities. This study was conducted to compare the antifungal activity of clove leaf essential oil (*Syzygium aromaticum* L.) and eugenol to determine the role of the content other than eugenol in clove leaf essential oil as an antifungal against *Candida* species isolates from HIV-AIDS patients. Methods: This study is an in vitro test using the disk diffusion method to determine the zone of inhibition of clove leaf essential oil (*Syzygium aromaticum* L.) concentrations of 5%, 10%, and 15% as well as eugenol which was equivalent to the concentration of eugenol in clove leaf essential oil at concentrations of 5%, 10% and 15% in 40 isolates of *Candida* species. The average inhibition zones of clove leaf essential oil (*Syzygium aromaticum* L.) concentrations of 5%, 10% and 15% for all isolates were $10,18 \pm 5,357$ mm, $17,97 \pm 4,829$ mm and $22,52 \pm 6,716$ mm. The mean inhibition zone of eugenol which was equivalent to the concentration of eugenol in clove leaf essential oil at concentrations of 5%, 10%, and 15% for all isolates was $9,85 \pm 5,543$ mm, $18,08 \pm 7,558$ mm, and $22,84 \pm 7,278$ mm. There was no significant difference between the clove leaf essential oil and eugenol inhibition zone with the same concentration ($p > 0.05$). There was antifungal activity in the form of an inhibition zone in clove leaf essential oil and eugenol against isolated *Candida* species, but no ingredients other than eugenol increase the antifungal activity of clove leaf essential oil.

Keywords---Clove leaf essential oil (*Syzygium aromaticum* L.), Eugenol, Antifungal, HIV/AIDS.

Introduction

Candida species are causative microorganisms of oropharyngeal, vulvovaginal, and skin infections. They are responsible for the four most common nosocomial bloodstream infections with a high mortality rate. Risk groups are immunocompromised patients including infants, pregnant women, cancer, diabetes, and AIDS (Pauli, 2006). The existence of resistance to the main antifungal drugs urges research to find natural ingredients that can be attractive alternatives to antifungals. Most essential oils obtained from many tropical and subtropical plants contain eugenol as the main antifungal component (Schmidt et

al., 2007). The concentration of eugenol in several plants is different. In the literature it is stated that clove (*Syzygium aromaticum* L.) is considered the highest source of eugenol (45–90%) (Gupta & Prakash, 2021). So far, the clove plant in Indonesia has only been optimally utilized in the flower part, namely as a raw material for cigarettes. Whereas in the stems and leaves, it can use essential oils to add value to the clove plant. The most dominant component in clove leaf waste is eugenol (Nuraini, 2014). Research conducted by Bhuiyan and colleagues in which they compared the essential oil content of clove leaves and flowers, showing that the eugenol content was higher in clove leaves, namely 74.28% while in flowers as much as 49.71% (Bhuiyan, et al., 2010). The most common methods for the isolation of eugenol are steam and water distillation (Khalil et al., 2017).

Variations in components and composition depend on the variety, agro-ecological conditions, pre-treatment, processing, and extraction method (Nurdjannah & N., 2012). Research conducted by Megawati et al. provides an overview of the metabolites in clove oil from areas on the islands of Sumatra, Sulawesi, Maluku and Java related to the quality of clove oil obtained by steam and water distillation. Based on the completeness of the metabolites and the relative levels of its major components, the essential oil of clove flower buds from Maluku (Amboyna) and Java (Tawangmangu) had better quality than clove flower buds originating from Sumatra (Padang) and Sulawesi (Palopo) (Megawati, et al., 2010). Chemically, the main bioactive constituents in clove belong to secondary metabolites such as tannins, alkaloids, and phenols, also responsible for their antimicrobial and antifungal activities (Gupta & Prakash, 2021). It is known that both eugenol and clove essential oil can alter protein properties and react with cell membrane phospholipids changing their permeability and inhibiting a large number of Gram-negative and Gram-positive bacteria and various types of fungi (Gupta & Prakash, 2021; Jafri et al., 2020). In a study conducted by Schimdt et al. (2007), it was found that eugenol alone had weaker antifungal activity than clove leaf essential oil against clinical isolates of *Candida albicans*. It was concluded that the antifungal activity of the essential oil studied against clinical isolates of *Candida albicans* in addition to being significantly dependent on the concentration of eugenol in the essential oil, also depended on other major and minor constituents of some samples with partially known anticandidal effects, such as methyl eugenol and linalool. This indicates that the content other than eugenol in essential oils has a synergistic and/or synergistic role in providing antifungal effects (Schmidt et al., 2007). So it is necessary to do further research to compare the antifungal activity between clove leaf essential oil and pure eugenol to determine the effectiveness of other ingredients besides eugenol in clove leaf essential oil used in this study providing an inhibition zone for the growth of *Candida* spp.

Method

This study was an experimental laboratory to evaluate the comparison of the antifungal activity of clove leaf essential oil (*Syzygium aromaticum* L.) and eugenol against 40 isolates stored *Candida* spp. which consisted of 20 *Candida albicans* and 20 non-*albicans Candida* isolated from the oral cavity of HIV/AIDS patients who were hospitalized at the Infectious Disease Intermediate Treatment Unit

(UPIPI) RSUD Dr. Soetomo Surabaya for the period April 2019 – July 2019 which was reactivated.

Based on the former study, the concentration of clove leaf essential oil (*Syzygium aromaticum* L.) was 5%, 10%, and 15%. Pure eugenol was used, which concentration was equal to the eugenol content of clove leaf essential oil. Eugenol 15% is pure eugenol with a concentration of 12.6%, equivalent to a concentration of 15% eugenol in clove leaf essential oil. Eugenol 10% is pure eugenol with an 8.4% concentration equal to 10% eugenol concentration in clove leaf essential oil. Eugenol 5% is pure eugenol with a concentration of 4.2% which is equivalent to a concentration of 5% eugenol in clove leaf essential oil.

The antifungal activity was evaluated with paper disks or blank disks using the disk diffusion method. These data were entered into a data collection sheet and analyzed with SPSS (Statistical Package for Social Sciences). This research has obtained ethical approval from the Ethics Committee of Dr. Soetomo General Academic Teaching Hospital Surabaya (0286/KEPK/X/2021).

Results

The results of steam distillation from 1 kg of clove leaves in this study produced 15 ml of essential oil (% yield = 1.5%). The obtained clove essential oil was analyzed using gas chromatography-Mass Spectroscopy (GCMS) to determine the compound and eugenol concentrations. From the results of qualitative identification, it is known that the clove leaf essential oil used in this study contains several compounds, including Isohexane, Chavicol, Alpha-Cubebene, 1,3,4-Eugenol, 4-Allyl-2-Methoxy-Phenol, 2-Methoxy-4-Formylphenol, Beta-Caryophyllene, (E)-isoeugenol, Alpha-Caryophyllene; %-Oxatricyclo [8.2.0.04,6] Dodecane,4,12,12-Trimethyl-9-Methylene, (1R, 4R, 6R, 10S), Delta-Cadinene. The level of eugenol in clove leaf essential oil in this study was 84% (Figure 1).

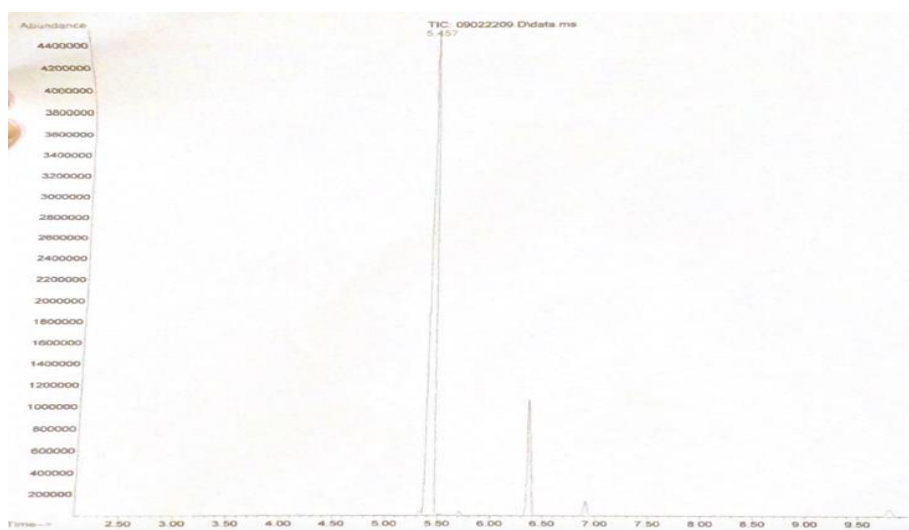


Figure 1. Chromatogram of clove leaf essential oil

An inhibition zone test on clove leaf essential oil (*Syzygium aromaticum L.*) was carried out with concentrations of 5%, 10% and 15%. The mean inhibition zone of clove leaf essential oil concentrations of 5%, 10% and 15% in 40 isolates of *Candida spp.* respectively are 10.18±5.357 mm, 17.97±4.829 mm and 22.52±6.716 mm. The mean inhibition zones of eugenol 5%, 10% and 15% were obtained in 40 isolates of *Candida spp.* respectively are 9.85±5.543 mm, 18.08±7.558 mm and 22.84±7.278 mm (Table 1).

Comparative analysis of clove leaf essential oil (*Syzygium aromaticum L.*) concentrations of 5%, 10%, and 15% with eugenol 5%, 10%, and 15% on the growth of *Candida* species isolates was carried out. It established the analysis by comparing the results of the diameter of the inhibition zone on all 40 isolates of *Candida spp.* Analysis using non-parametric statistical methods (Mann Whitney Test) because the data are not normally distributed and not homogeneous. The comparison is said to be significant if the p-value <0.05. This study showed that there was no significant difference with the p-value sequentially of 0.307; 0.366; 0.773 (Table 1).

Table 1
Comparison of the mean diameter of the inhibition zone of clove leaf essential oil (*Syzygium aromaticum L.*) and eugenol in all isolate species *Candida*.

Material (n=40)	Average inhibition zone (mm) ±Standart Deviation (SD)	p-value
Clove leaf essential oil concentration 15% Eugenol 15%	22,52±6,716 22,84±7,278	0,773
Clove leaf essential oil concentration 10% Eugenol 10%	17,97±4,829 18,08±7,558	0,366
Clove leaf essential oil concentration 5% Eugenol 5%	10,18±5,357 9,85±5,543	0,307

Discussion

Many essential oils are obtained from several tropical and subtropical plants, containing eugenol as the main antifungal component (Schmidt et al., 2007). Clove oil (*Syzygium aromaticum L.*) is considered the highest source of eugenol (45–90%) (Gupta & Prakash, 2021). The results of steam distillation from 1 kg of clove leaves in this study produced 15 ml of essential oil (% yield = 1.5%). The literature states that the product of clove oil from flowers ranges from 10-20%, from stalks 5-10%, and from leaves 1-4% (Setya, et al., 2012). Gas chromatography (GC) examination was carried out on clove leaf essential oil to determine the eugenol concentration contained qualitatively. From the results of these examinations, it is known that the concentration of eugenol in clove leaf essential oil in this study was 84%. The eugenol concentration is under the SNI 06-2387-2006 standard, which states that the minimum concentration of eugenol in an extract is 78% (Sari, et al., 2020).

The concentration of eugenol in this study was higher than in a study conducted by Bhuiyan and colleagues. They compared the concentration of eugenol essential oil from the leaves and flowers of cloves in Bangladesh (74.28% and 49.71%) (Bhuiyan et al., 2010). The quality of essential oils is influenced by origin, variety, agro-ecological conditions, pre-treatment, processing, and extraction method (Nurdjannah, 2012).

A study by Schimdt et al. (2007) concluded that the antifungal activity of essential oils was not only significantly dependent on the concentration of eugenol but also on other major and minor constituents with partially known antifungal effects, such as methyl eugenol and linalool (Schmidt et al., 2007). This study also compared the antifungal activity between clove leaf essential oil and pure eugenol to determine the effectiveness of other ingredients besides eugenol in clove leaf essential oil used in this study in providing an inhibition zone for the growth of *Candida* spp.

The average diameter of the inhibition zone between clove leaf essential oil and eugenol in all isolates showed that clove leaf essential oil had a larger diameter of inhibition zone than eugenol. However, the results of comparative analysis between clove leaf essential oil and pure eugenol showed no significant difference with a p-value > 0.05 for both *Candida albicans* and non-*albicans Candida* isolates. It indicates that statistically pure eugenol with the same concentration as the concentration of eugenol in essential oils has no different antifungal activity. Another eugenol content in clove leaf essential oil was thought to have no significant role in helping provide antifungal activity in *Candida* species isolates. It is different from the results of Schimdt et al. (2007) study, which stated that pure eugenol had significantly weaker antifungal activity against clinical isolates of *Candida albicans* compared to clove leaf oil. Ingredients other than eugenol with known anticandidal effects, such as methyl eugenol in clove essential oil, take an additional and synergistic role in providing antifungal effects. It indicates that clove leaf essential oil has better antifungal activity than pure eugenol (Schmidt et al., 2007). In this study, the absence of methyl eugenol content in clove leaf essential oil is thought to be the cause of the lack of content that provides a synergistic effect in providing antifungal effects.

A study conducted by Costa et al. (2017) determined the chemical composition and evaluated the anti-*Candida* activity of essential oils from leaves of *Hymenaea courbaril* var. *courbaril*, *Myroxylon peruiferum*, and *Vismia guianensis*. It is known that the content of chavicol and caryophyllene plays a significant role in the antifungal activity of the essential oil of the tested plants (Costa et al., 2017). From qualitative identification, it is known that the clove leaf essential oil in this study contains several compounds other than eugenol, including Isohexane, Chavicol, Alpha-Cubebene, 4-Allyl-2-Methoxy-Phenol, 2-Methoxy-4-Formylphenol, Beta-Caryophyllene, (E)-isoeugenol, Alpha-Caryophyllene; %-Oxatricyclo [8.2.0.04,6] Dodecane,4,12,12- Trimethyl-9-Methylene, (1R, 4R, 6R, 10S), Delta-Cadinene. In this study, chavicol and caryophyllene in clove leaf essential oil did not provide additional effects to increase antifungal activity. It is supported by the absence of literature which states that these two ingredients play a role in delivering antifungal activity in clove leaf essential oil.

Conclusion

There was antifungal activity in clove leaf essential oil and eugenol against isolated *Candida* species. In this study, the absence of methyl eugenol content in clove leaf essential oil is thought to be the cause of the lack of content that provides a synergistic effect in providing antifungal effects.

Acknowledgments

The authors would like to express their gratitude to Department of Dermatology and Venereology, Dr. Soetomo General Academic Teaching Hospital, Surabaya, Indonesia; Department of Pharmaceutical Sciences, Faculty of Pharmacy, Universitas Airlangga, Surabaya, Indonesia; Department of Clinical Microbiology, Universitas Airlangga Teaching Hospital, Surabaya, Indonesia.

References

- Bhuiyan, N. I., Begum, J., Nandi, N. C., & Akter, F. (2010). Constituents of the essential oil from leaves and buds of clove (*Syzygium caryophyllatum* (L.) Alston). *African Journal of Plant Science*, 4(11), 451–454. Retrieved from [http://www.researchgate.net/publication/228673419_Constituents_of_the_essential_oil_from_leaves_and_buds_of_clove_\(Syzygium_caryophyllatum_\(L.\)_Alston\)](http://www.researchgate.net/publication/228673419_Constituents_of_the_essential_oil_from_leaves_and_buds_of_clove_(Syzygium_caryophyllatum_(L.)_Alston))
- Costa, M., Silva, A., Silva, A., Lima, V., Bezerra-Silva, P., Rocha, S., ... Paiva, P. (2017). Essential Oils from Leaves of Medicinal Plants of Brazilian Flora: Chemical Composition and Activity against *Candida* Species. *Medicines*, 4(2), 27. <https://doi.org/10.3390/medicines4020027>
- Gupta, C., & Prakash, D. (2021). Comparative Study of the Antimicrobial Activity of Clove Oil and Clove Extract on Oral Pathogens. *Dentistry – Open Journal*, 7(1), 12–15. <https://doi.org/10.17140/doj-7-144>
- Jafri, H., Banerjee, G., Khan, M. S. A., Ahmad, I., Abulreesh, H. H., & Althubiani, A. S. (2020). Synergistic interaction of eugenol and antimicrobial drugs in eradication of single and mixed biofilms of *Candida albicans* and *Streptococcus mutans*. *AMB Express*, 10(1). <https://doi.org/10.1186/s13568-020-01123-2>
- Khalil, A. A., Rahman, U. U., Khan, M. R., Sahar, A., Mehmood, T., & Khan, M. (2017). Essential oil eugenol: Sources, extraction techniques and nutraceutical perspectives. *RSC Advances*, 7(52), 32669–32681. <https://doi.org/10.1039/c7ra04803c>
- Megawati, R. F., Da'i, M., & Munawaroh, R. (2010). Quality Analysis of Clove Bud Essential Oils (*Syzygium Aromaticum* (L.) Meer. & Perry) From Maluku, Sumatera, Sulawesi and Java With Metabolomic Based On GC-MS Method. *Pharmacon*, 11(2), 57–61.
- Novita Setya H, Aprilia Budiarti, dan M. (2012). Proses Pengambilan Minyak Atsiri Dari Daun Nilam Dengan Pemanfaatan Gelombang Mikro (Microwave). *Jurnal Teknik Pomits*, 1(1), 1–5.
- Nuraini, D. N. (2014). *Aneka Manfaat Bunga untuk Kesehatan*. Yogyakarta: Gava Media.
- Nurdjannah, N., & N., B. (2012). *Cloves* (2nd ed.). Indonesian Agency for Agriculture Research and Development (IAARD).
- Pauli, A. (2006). Anticandidal low molecular compounds from higher plants with

- special reference to compounds from essential oils. *Medicinal Research Reviews*, 26(2), 223–268. <https://doi.org/10.1002/med.20050>
- Suryasa, I. W., Rodríguez-Gámez, M., & Koldoris, T. (2022). Post-pandemic health and its sustainability: Educational situation. *International Journal of Health Sciences*, 6(1), i-v. <https://doi.org/10.53730/ijhs.v6n1.5949>
- Sari, N. M., Elsanía, F., & Muyassaroh, M. (2020). Eugenol Dari Daun Cengkeh Menggunakan Metode Steam-Hydro Distillation Microwave Dengan Variasi Perlakuan Bahan Dan Daya Operasi. *Jurnal Teknik Kimia*, 14(2), 51–57. https://doi.org/10.33005/jurnal_tekkim.v14i2.2026
- Kusumawati, A. H., Wulan, I. R., & Ridwanuloh, D. (2020). Formulation and physical evaluation sheet mask from red rice (*Oryza Nivara*) and virgin coconut oil (*Cocos Nucifera* L). *International Journal of Health & Medical Sciences*, 3(1), 60–64. <https://doi.org/10.31295/ijhms.v3n1.148>
- Schmidt, E., Jirovetz, L., Wlcek, K., Buchbauer, G., Gochev, V., Girova, T., ... Geissler, M. (2007). Antifungal Activity of Eugenol and Various Eugenol-Containing Essential Oils against 38 Clinical Isolates of *Candida albicans*. *Journal of Essential Oil-Bearing Plants*, 10(5), 421–429. <https://doi.org/10.1080/0972060X.2007.10643575>



Source details

International Journal of Health Sciences

CiteScore 2021

2.0

Scopus coverage years: 2021

(coverage discontinued in Scopus)

SNIP



Publisher: Universidad Tecnica de Manabi

ISSN: 2550-6978 E-ISSN: 2550-696X

Subject area: [Nursing: General Nursing](#) [Social Sciences: Education](#)

Source type: Journal

[View all documents >](#)[Set document alert](#)[Save to source list](#) [Source Homepage](#)[CiteScore](#) [CiteScore rank & trend](#) [Scopus content coverage](#)

i Improved CiteScore methodology



CiteScore 2021 counts the citations received in 2018-2021 to articles, reviews, conference papers, book chapters and data papers published in 2018-2021, and divides this by the number of publications published in 2018-2021. [Learn more >](#)

CiteScore 2021

$$2.0 = \frac{133 \text{ Citations 2018 - 2021}}{67 \text{ Documents 2018 - 2021}}$$

Calculated on 05 May, 2022

CiteScore rank 2021

Category	Rank	Percentile
Nursing		
General Nursing	#45/123	63rd
Social Sciences		
Education	#585/1406	58th

[View CiteScore methodology >](#) [CiteScore FAQ >](#) [Add CiteScore to your site](#)

About Scopus

[What is Scopus](#)

[Content coverage](#)

[Scopus blog](#)

[Scopus API](#)

[Privacy matters](#)

Language

[日本語版を表示する](#)

[查看简体中文版本](#)

[查看繁體中文版本](#)

[Просмотр версии на русском языке](#)

Customer Service

[Help](#)

[Tutorials](#)

[Contact us](#)

ELSEVIER

[Terms and conditions ↗](#) [Privacy policy ↗](#)

Copyright © Elsevier B.V. ↗. All rights reserved. Scopus® is a registered trademark of Elsevier B.V.

We use cookies to help provide and enhance our service and tailor content. By continuing, you agree to the use of cookies ↗.

