

Table of contents

Volume 236

2019

◀ Previous issue Next issue ▶

The 1st International Conference on Fisheries and Marine Science 6 October 2018, East Java, Indonesia

Accepted papers received: 16 January 2019

Published online: 01 March 2019

Open all abstracts

Preface

OPEN ACCESS 011001

The 1st International Conference on Fisheries and Marine Science

+ Open abstract  View article  PDF

OPEN ACCESS 011002

Organizing Committee

+ Open abstract  View article  PDF

OPEN ACCESS 011003

Conference Photos

+ Open abstract  View article  PDF

OPEN ACCESS 011004

Peer review statement

+ Open abstract  View article  PDF

Papers

OPEN ACCESS 012001

The Increase in β -carotene Content in *Dunaliella salina* from the Application of Different Light Intensities

N Sugiati, E D Masithah, W Tjahjaningsih and A A Abdillah

+ Open abstract  View article  PDF

This site uses cookies. By continuing to use this site you agree to our use of cookies. To find out more,

OPEN ACCESS and Cookies policy.

012002 

Ammonia-eliminating potential of *Gracilaria* sp. And zeolite: a preliminary study of the efficient ammonia eliminator in aquatic environment

M R Royan, M H Solim and M B Santanumurti

[+ Open abstract](#) [View article](#) [PDF](#)

OPEN ACCESS

012003

Identification of extracellular enzyme-producing bacteria (proteolytic, cellulolytic, and amylolytic) in the sediment of extensive ponds in Tanggulangrejo, Gresik

OA Artha, Sudarno, H Pramono and LA Sari

[+ Open abstract](#) [View article](#) [PDF](#)

OPEN ACCESS

012004

Addition of water from the treatment pond of pangasius fillet waste (*Pangasius* sp.) with different concentrations in the cultivation medium due to the population growth of *Daphnia* sp.

H P Alvian, E D Masithah and M H Azhar

[+ Open abstract](#) [View article](#) [PDF](#)

OPEN ACCESS

012005

The growth and survival rate in lettuce aquaponic systems (*Latuca sativa*) of eels in various stocking densities of eel (*Monopterus albus*)

N K Portalia, L Sulmartiwi and B S Rahardja

[+ Open abstract](#) [View article](#) [PDF](#)

OPEN ACCESS

012006

The prevalence of benedeniasis in humpback grouper (*Cromileptes altivelis*) in floating net cages in Situbondo Regency, East Java, Indonesia

S O Wijaya, S Subekti and Kismiyati

[+ Open abstract](#) [View article](#) [PDF](#)

OPEN ACCESS

012007

The prevalence of fungi on groupers (*Epinephelus* sp.) in cage mariculture systems of the northern coast of Surabaya, East Java

E Yuliasuti, R Kusdawarti and Sudarno

[+ Open abstract](#) [View article](#) [PDF](#)

OPEN ACCESS

012008

The spectrum of light and nutrients required to increase the production of phycocyanin *Spirulina platensis*

H A Wicaksono, W H Satyantini and E D Masithah

[+ Open abstract](#) [View article](#) [PDF](#)

This site uses cookies. By continuing to use this site you agree to our use of cookies. To find out more, see our [Privacy and Cookies policy](#).

012009

The growth and survival rate of the larvae of the sunu grouper (*Plectropomus leopardus*) in different temperatures

L Lutfiyah, D S Budi and M F Ulkhaq

[+ Open abstract](#) [View article](#) [PDF](#)

OPEN ACCESS

012010

Preservation of common carp (*Cyprinus carpio*) sperm using 0.9% NaCl and ringer's lactate solution

D S Budi, L A Adawiyah and L Lutfiyah

[+ Open abstract](#) [View article](#) [PDF](#)

OPEN ACCESS

012011

Comparison of the efficiency (flash point, freezing point, and viscosity test) of biodiesels from *Sargassum* sp.

M B Santanumurti, M R Royan, S H Samara, S Sigit and M A Alamsjah

[+ Open abstract](#) [View article](#) [PDF](#)

OPEN ACCESS

012012

Study of patterns in the relationship of ecdysis with the age of freshwater crayfish *Cherax quadricarinatus* aged 76 Days

A H Fasya

[+ Open abstract](#) [View article](#) [PDF](#)

OPEN ACCESS

012013

Maximum density in the *Moina macrocopa* culture able to produce parthenogenesis in female offspring

A S Mubarak, D Jusadi, M Z Junior and M A Suprayudi

[+ Open abstract](#) [View article](#) [PDF](#)

OPEN ACCESS

012014

The oxygen content and dissolved oxygen consumption level of white shrimp *Litopenaeus vannamei* in the nanobubble cultivation system

D P Galang, A K Ashari, L Sulmatiwi, G Mahasri, Prayogo and LA Sari

[+ Open abstract](#) [View article](#) [PDF](#)

OPEN ACCESS

012015

The effect of the epiphytes of *Chaetomorpha crassa* on the total chlorophyll-a and growth of *Gracilaria verrucosa*

A L L Handayani, R J Triastuti and L Sulmartiwi

[+ Open abstract](#) [View article](#) [PDF](#)

This site uses cookies. By continuing to use this site you agree to our use of cookies. To find out more, see our Privacy and Cookies policy.

012016

Growth monitoring of koi fish (*Cyprinus carpio*) in natural hatchery techniques in Umbulan, Pasuruan, East Java

F P Putri and N N Dewi

[+ Open abstract](#) [View article](#) [PDF](#)

OPEN ACCESS

012017

Dynamic Ratio Correlation of N:P in relation to the Diatom Abundance in the Intensive System of the Vannamei (*Litopenaeus vannamei*) Shrimp Pond

E D Masithah, D D Nindarwi, T Rahma and dan R R Satrya P I

[+ Open abstract](#) [View article](#) [PDF](#)

OPEN ACCESS

012018

Dynamic ratio correlation of N:P on the abundance of Bluegreen algae in an intensive system in a white shrimp (*Litopenaeous vannamei*) pond

E D Masithah, D D Nindarwi, A L A Suyoso and D Husin

[+ Open abstract](#) [View article](#) [PDF](#)

OPEN ACCESS

012019

Dynamic ratio correlation of N:P toward phytoplankton explosions in intensive systems of white shrimp pond

E D Masithah, D D Nindarwi, D Husin and T Rahma

[+ Open abstract](#) [View article](#) [PDF](#)

OPEN ACCESS

012020

Development of water and nutrient management models to improve multitrophic seafarming productivity

J A Surbakti, I A L Dewi, M A Alamsjah and M Lamid

[+ Open abstract](#) [View article](#) [PDF](#)

OPEN ACCESS

012021

Pond soil characteristic in reclaimed tidal lowlands and its correlation with the water quality for aquaculture

M Fitriani, I Wudtisin, M Kaewnern and R H Susanto

[+ Open abstract](#) [View article](#) [PDF](#)

OPEN ACCESS

012022

The dynamics of total organic matter (tom) on sangkuriang catfish (*clarias gariepinus*) farming at upt ptpbp2kp and the effectiveness of freshwater bivalve (*anodonta woodiana*) in reducing the total organic matter with varying density

D Arfiati, C D G Putra, A H Tullah, S W A Permanasari and A W Puspitasari

[+ Open abstract](#) [View article](#) [PDF](#)

This site uses cookies. By continuing to use this site you agree to our use of cookies. To find out more, see our Privacy and Cookies policy.



OPEN ACCESS

012023

Growth and morphological changes in relation to the maturation of male Japanese eel, *Anguilla japonica* injected with human chorionic gonadotrophin (HCG) in the different interval in the tropical region

Y T Hee, F F Ching and S Senoo

[+](#) [Open abstract](#) [View article](#) [PDF](#)

OPEN ACCESS

012024

Genetic diversity of the endangered species *Sphyrna lewini* (Griffith and Smith 1834) in Lombok based on mitochondrial DNA

S Hadi, N P Anggraini, E Muttaqin, B M Simeon, B Subhan and H Madduppa

[+](#) [Open abstract](#) [View article](#) [PDF](#)

OPEN ACCESS

012025

Sex ratio and size at first maturity of razor clam *Solen* sp. in Pamekasan and Surabaya coastal area, East Java, Indonesia

N Trisyani, N I Wijaya and I Yuniar

[+](#) [Open abstract](#) [View article](#) [PDF](#)

OPEN ACCESS

012026

Improving productivity and water quality of catfish, *Clarias* sp. cultured in an aquaponic ebb-tide system using different filtration

E Setiadi, I Taufik, Y R Widyastuti, I Ardi and D Puspaningsih

[+](#) [Open abstract](#) [View article](#) [PDF](#)

OPEN ACCESS

012027

Different substrate of trickling filter on growth, survival rate, and water quality of common carp (*Cyprinus carpio*) cultivation by using an intensive recirculation system

E Setiadi, I Taufik, Y R Widyastuti, I Ardi and A Saputra

[+](#) [Open abstract](#) [View article](#) [PDF](#)

OPEN ACCESS

012028

Water quality dynamic, production and profitability of catfish, *Clarias* sp. cultured at different design construction of aquaponic

Y R Widyastuti, E Setiadi, I Taufik and L Setijaningsih

[+](#) [Open abstract](#) [View article](#) [PDF](#)

OPEN ACCESS

012029

Effect of C:N ratio on the spore production of *Bacillus* sp. indigenous shrimp pond

A Yuniarti, N B Arifin, M Fakhri and A M Hariati

[+](#) [Open abstract](#) [View article](#) [PDF](#)

This site uses cookies. By continuing to use this site you agree to our use of cookies. To find out more, see our [Privacy and Cookies policy](#).



OPEN ACCESS 012030

Comparative Test on Bacteria in the Digestive Tract of Vannamei Shrimp (*Litopenaeus vannamei*) at Intensive and Extensive Ponds in Ujungpangkah, Gresik

D Ningrum, M Arief and dan K T Pursetyo

[+ Open abstract](#) [View article](#) [PDF](#)

OPEN ACCESS 012031

Growth Performance of Laboratory-Scale *Chaetoceros calcitrans* in Different Containers

M Jannah, M F Ulkhaq, M H Azhar, Suciyo and dan W Soemarjati

[+ Open abstract](#) [View article](#) [PDF](#)

OPEN ACCESS 012032

Study of the Dynamic Density and Diversity of Plankton at Different Brackishwater Pond Managements in Gresik, East Java

O Tilahwatih, E D Masithah and dan B S Rahardja

[+ Open abstract](#) [View article](#) [PDF](#)

OPEN ACCESS 012033

The Effect of Demineralization Stage of Agar's Solid Waste on the Characterization of Activated Carbon

R Febrianto, Sudarno and R Kusdarwati

[+ Open abstract](#) [View article](#) [PDF](#)

OPEN ACCESS 012034

The Dynamic of Density and Diversity of Cyanophyta in Different Pond Bases in Educational Pond of Faculty of Fisheries and Marine Universitas Airlangga

S Z Cahyani, E D Masithah and Prayogo

[+ Open abstract](#) [View article](#) [PDF](#)

OPEN ACCESS 012035

Effect of Different Salinity Level within Water Against Growth Rate, Survival Rate (FCR) of Catfish (*Clarias* sp.)

D Prananingtyas, Prayogo and S Rahardja

[+ Open abstract](#) [View article](#) [PDF](#)

OPEN ACCESS 012036

Molecular identification and phylogenetic reconstruction of two fiddler crabs (*Uca forcipata* and *Uca triangularis*)

S Andriyono, H Pramono and H W Kim

[+ Open abstract](#) [View article](#) [PDF](#)

This site uses cookies. By continuing to use this site you agree to our use of cookies. To find out more,

[see our Privacy and Cookies policy.](#)

012037 

The molecular identification and phylogenetic reconstruction of Palaemonid and Penaeid shrimp from the southern part of Bangladesh

M J Alam, S Andriyono, A T M Eunos and H W Kim

[+ Open abstract](#) [View article](#) [PDF](#)

OPEN ACCESS

012038

Morphometric characteristics of Fur Cockles (*Anadara spp.*) in Wonokromo and Juanda Estuary, Surabaya

P B Pamungkas, K T Pursetyo, J Triastuti and N N Dewi

[+ Open abstract](#) [View article](#) [PDF](#)

OPEN ACCESS

012039

Stock status of ark clams (*Anadara spp.*) based on dredge fishing of the east coast of Surabaya, Indonesia

N N Dewi, K T Pursetyo, O P Darmono, F R Fachri, F S Puspitasari and A Damora

[+ Open abstract](#) [View article](#) [PDF](#)

OPEN ACCESS

012040

The distribution patterns and biomass of bivalves in Segoro Tambak estuary, Sedati, Sidoarjo, East Java

S H Liyana, L A Sari, N N Dewi, E D Masithah, A M Sahidu and K T Pursetyo

[+ Open abstract](#) [View article](#) [PDF](#)

OPEN ACCESS

012041

Inventorization of reef fish on Tabuhan Island, Banyuwangi, East Java, Indonesia

Suciyono, M A Azhar, M F Ulkhaq and H Kenconoajati

[+ Open abstract](#) [View article](#) [PDF](#)

OPEN ACCESS

012042

Dynamic study on the effect of calcium hydroxide and sodium bicarbonate treatment on the N/P ratio and plankton abundance

M R N Tsany, E D Masithah, B S Rahardjo and D D Nindarwi

[+ Open abstract](#) [View article](#) [PDF](#)

OPEN ACCESS

012043

Distribution patterns and the biomass of bivalves at Segoro Tambak estuary, Sedati, Sidoarjo, East Java

S H Liyana, L A Sari, N N Dewi, E D Masithah, A M Sahidu and K T Pursetyo

[+ Open abstract](#) [View article](#) [PDF](#)

OPEN ACCESS

012044

Optimization of diatom *Hantzschia ostrearia* cultivation in different mediums and nutrients

Supriyanti and Coomes pole



S Arsad, C Stavrakakis, V Turpin, P Rossa, Y Risjani, L A Sari, F S Prasetya and J-L Mouget

[+ Open abstract](#) [View article](#) [PDF](#)

OPEN ACCESS

012045

Coastal ecosystem model based on environmental suitability and carrying capacity of the fishpond in Banyuwangi Region, East Java, Indonesia

E W Setyaningrum, Maghdalena, A T K Dewi, M. Yuniartik and E D Masithah

[+ Open abstract](#) [View article](#) [PDF](#)

OPEN ACCESS

012046

Development and succession of sessile macrofouling organisms on the artificial structure in the Shallow Coastal Waters of Sabah, Malaysia

M A M Affandy, J Madin, K P Jakobsen and M Auluck

[+ Open abstract](#) [View article](#) [PDF](#)

OPEN ACCESS

012047

Fish species difference around the light of metal halide lamps and LED lamps with mini purse seine operation

M A Sofijanto, D Arfiati, T D Lelono and A Muntaha

[+ Open abstract](#) [View article](#) [PDF](#)

OPEN ACCESS

012048

Status of coral diseases and compromised health syndromes on Pemuteran shallow reefs, North Bali island

W Karim

[+ Open abstract](#) [View article](#) [PDF](#)

OPEN ACCESS

012049

Management options for restoring artificial coral reefs in Indonesia: strengthening in institutional approach

Rudianto and Ahmad Zainul

[+ Open abstract](#) [View article](#) [PDF](#)

OPEN ACCESS

012050

Growth of salt-secretor and non-salt secretor mangrove seedlings with varying salinity and their relations to habitat zonation

M Basyuni, Ramayani, A Hayullah, Prayunita, M Hamka, L A Putri and S Baba

[+ Open abstract](#) [View article](#) [PDF](#)

OPEN ACCESS

012051

Distribution of *Ctenactis Echinata* and *Fungia Consinna* coral on Mamburit island,

This site uses cookies. By continuing to use this site you agree to our use of cookies. To find out more, see our Privacy and Cookies policy.



Sawiya, D Arfiati, Guntur and U Zakiyah

[+ Open abstract](#) [View article](#) [PDF](#)

OPEN ACCESS

012052

Diversity species and condition of seagrass ecosystem in Teluk Awur and Prawean Jepara

I Riniatsih, A Ambariyanto, E Yudiati, R Hartati, W Widianingsih and R T Mahendrajaya

[+ Open abstract](#) [View article](#) [PDF](#)

OPEN ACCESS

012053

Copper (Cu) and Cadmium (Cd) toxicity on growth, chlorophyll-a and carotenoid content of phytoplankton *Nitzschia* sp

D Hindarti and A.W. Larasati

[+ Open abstract](#) [View article](#) [PDF](#)

OPEN ACCESS

012054

Vegetation Characteristic and Micro Environment of Mangrove Rehabilitation Forest at Coastal Areas of East Sinjai, South Sulawesi

H Setiawan

[+ Open abstract](#) [View article](#) [PDF](#)

OPEN ACCESS

012055

The Use of Water Lettuce (*Pistia stratiotes*) as Phytoremediator for Concentration and Deposits of Heavy Metal Lead (Pb) Tilapia (*Oreochromis niloticus*) Gills

A A D Amalia, B S Rahardja and Rr J Triastuti

[+ Open abstract](#) [View article](#) [PDF](#)

OPEN ACCESS

012056

The Effectiveness of Heavy Metals Pb, Cd and Zn Reduction in NPK Fertilizer Waste Combined with Biofilters of Seaweed (*Gracillaria* sp.), Blood Clam (*Anadara* sp.), and Zeolite

A R K Sari, R K Harryes, F A Anggraini, M A Alamsyah and dan A Ahadi

[+ Open abstract](#) [View article](#) [PDF](#)

OPEN ACCESS

012057

The Effectiveness of Combining *Gracilaria* Sp. Seaweed Biofilter and *Anadara granosa* Shell with Zeolite in the Decrease in the Level of Mercury (Hg) Heavy Metal

J A Spespatri, B S Rahardja and A A Abdillah

[+ Open abstract](#) [View article](#) [PDF](#)

OPEN ACCESS

012058

The Effectiveness of Combination of Seaweed (*Gracillaria* sp.), Blood Clam (*Anadara granosa*), and Zeolite as Biofilter in the Reduction of Heavy Metal Copper (Cu)

This site uses cookies. By continuing to use this site you agree to our use of cookies. To find out more, see our privacy policy.



[+ Open abstract](#) [View article](#) [PDF](#)

OPEN ACCESS

012059

Bioaccumulation of Cadmium (Cd) Heavy Metal on Seaweed (*Gracilaria* sp.) in Traditional Fishpond of Jabon Subdistrict, Sidoarjo District

O Ardiyansyah, Sudarno and Rosmanida

[+ Open abstract](#) [View article](#) [PDF](#)

OPEN ACCESS

012060

Identification of Proteolytic Bacterial Isolates in Sediment Ecosystem of Gunung Anyar Mangrove Forest, Surabaya

P B Utomo, Sudarno and B S Rahardja

[+ Open abstract](#) [View article](#) [PDF](#)

OPEN ACCESS

012061

The Analysis of Cockle (*Anadara inaequalvis*) Gonad Maturity Level in the Estuary of Banjar Kemuning River, Sedati, Sidoarjo

R F Saputra, E D Masithah and P D Wulansari

[+ Open abstract](#) [View article](#) [PDF](#)

OPEN ACCESS

012062

Spatial and Temporal Variation of Biomass Blood Cockle (*Anadara* sp.) in Estuaries Dadapan, Sedati Sub-District, Sidoarjo, East Java

M R Ramadhan, K T Pursetyo, Prayogo and N N Dewi

[+ Open abstract](#) [View article](#) [PDF](#)

OPEN ACCESS

012063

Distribution Patterns and Biomass of Bivalve in Juanda and Segoro Tambak Estuary in Sedati, Sidoarjo, East Java

S H Liyana, E D Masithah and A M Sahidu

[+ Open abstract](#) [View article](#) [PDF](#)

OPEN ACCESS

012064

Analysis of Cadmium (Cd) Heavy Metal on Sediment and Mangrove Leaves *Avicennia marina* at Mangrove Ecotourism Wonorejo, Surabaya

W C Dermawan, Prayogo and B S Rahardja

[+ Open abstract](#) [View article](#) [PDF](#)

OPEN ACCESS

012065

Analysis of Lead (Pb) Value Comparison on Seaweed (*Euचेuma cottonii*) in Bluto and Saronggi Sumenep Marine, Madura, East Java

This site uses cookies. By continuing to use this site you agree to our use of cookies. To find out more, see our [Privacy](#) and [Cookies](#) policy.



[+ Open abstract](#) [View article](#) [PDF](#)

OPEN ACCESS

012066

The potential addition of lemuru oil to commercial feed to increase the content of EPA and DHA in eels (*Monopterus albus*)

A Imanisa, M B Santanumurti, M Lamid and Agustono

[+ Open abstract](#) [View article](#) [PDF](#)

OPEN ACCESS

012067

Effect of lysine in addition to commercial feed on crude protein and the energy digestibility of gourami (*Osphronemus gouramy*)

D Setiyawan, S H Samara, Agustono and M A A Arif

[+ Open abstract](#) [View article](#) [PDF](#)

OPEN ACCESS

012068

Addition of the papain enzyme to commercial feed against protein retention and feed efficiency in eels (*Anguilla bicolor*)

DA Liono, M Arief, Prayogo and W Isoni

[+ Open abstract](#) [View article](#) [PDF](#)

OPEN ACCESS

012069

Combination of papain enzyme and phytase enzyme in commercial feed and the protein and energy retention of tilapia *Oreochromis niloticus*

A Saifulloh, M B Santanumurti, M Lamid and W P Lokapirnasari

[+ Open abstract](#) [View article](#) [PDF](#)

OPEN ACCESS

012070

The effect of giving cake artificial feed on the survival rate, and growth of Common carp (*Cyprinus carpio*) larva in an Installation of Freshwater Culture (IBAT) in Punten, Batu.

I P Zainiyah, Rozi, W H Satyantini and A M Sahidu

[+ Open abstract](#) [View article](#) [PDF](#)

OPEN ACCESS

012071

The Utilization of Phytase Enzymes and SEM Analysis in order to increase the Quality of Rice Bran as a Layer and Fish Feed

M Lamid, Anam Al-Arif and S H Warsito

[+ Open abstract](#) [View article](#) [PDF](#)

OPEN ACCESS

012072

The dynamic relationship of phytoplankton abundance and diversity in relation to white shrimp (*Litopenaeus vannamei*) feed consumption in intensive ponds

This site uses cookies. By continuing to use this site you agree to our use of cookies. To find out more, see our [Privacy and Cookies policy](#).



[+ Open abstract](#) [View article](#) [PDF](#)

OPEN ACCESS

012073

Effect of partial replacement of fish meal with *Spirulina platensis* meal in practical diets and culture location on growth, survival, and color enhancement of percula clownfish *Amphiprion percula*

S Hudaidah, B Putri, S H Samara and Y T Adiputra

[+ Open abstract](#) [View article](#) [PDF](#)

OPEN ACCESS

012074

The Effect of Different level of Probiotic Addition on Commercial Feed against Digestibility and Efficiency of Nile Tilapia Feed (*Oreochromis Niloticus*)

D Taufik, M Arief and H Kenconoati

[+ Open abstract](#) [View article](#) [PDF](#)

OPEN ACCESS

012075

The Effect of Adding Synbiotics Into Commercial Feed Towards Protein Retention and Fat Retention of Dumbo Catfish (*Clarias sp.*)

H Syevidiana, M Arief and I S Hamid

[+ Open abstract](#) [View article](#) [PDF](#)

OPEN ACCESS

012076

The Effect of Adding Lysine in Commercial Feed on Growth Rate, Feed Efficiency, and Feed Conversion Ratio to Tambaqui (*Colossoma Macropomum*)

L V D Putra, U Agustono and S H Kenconoati

[+ Open abstract](#) [View article](#) [PDF](#)

OPEN ACCESS

012077

The Effect of Coconut Shell Liquid Smoke in Commercial Feed on Total Bacteria of *Pseudomonas Aeruginosa* in the Tilapia's Kidney (*Oreochromis niloticus*)

M Rahmawati, Sudarno and S Subekti

[+ Open abstract](#) [View article](#) [PDF](#)

OPEN ACCESS

012078

The Effect of Coconut Shell Liquid Smoke in Commercial Feed Towards Total *Pseudomonasaeruginosa* Bacteria on Gastrointestinal Tract Tilapia (*Oreochromis Niloticus*)

S Rahmadini, Sudarno and S Subekti

[+ Open abstract](#) [View article](#) [PDF](#)

OPEN ACCESS

012079

Antibacterial activity of honey in preserving high-pressure cooked milkfish stored at room temperature

This site uses cookies. By continuing to use this site you agree to our use of cookies. To find out more, see our Privacy and Cookies policy.



D A Hakim, W Tjahjaningsih and Sudarno

[+ Open abstract](#) [View article](#) [PDF](#)

OPEN ACCESS

012080

Bacterial composition in the gastrointestinal tract of *Uca* spp crabs fed on *Avicennia marina* leaf litter

M A B Kareho, E D Masithah and W Tjahjaningsih

[+ Open abstract](#) [View article](#) [PDF](#)

OPEN ACCESS

012081

The correlation between ectoparasite infestation and the total plate count of *Vibrio* sp. in pacific white shrimp (*Litopenaeus vannamei*) in ponds

G Mahasri, Rozi, A T Mukti, W H Satyantini and N M Usuman

[+ Open abstract](#) [View article](#) [PDF](#)

OPEN ACCESS

012082

In vitro study of an ethanolic extract of coffea leaves to inhibit freshwater pathogenic bacteria

H Kenconoajati, MF Ulkhaq, DS Budi and MH Azhar

[+ Open abstract](#) [View article](#) [PDF](#)

OPEN ACCESS

012083

The effect of noni fruits (*Morinda citrifolia*) with different ripeness stages against the total erythrocytes and leukocytes of comet goldfish (*Carassius auratus*) infested by *Argulus*

E Setyaningsih, Kismiyati and S Subekti

[+ Open abstract](#) [View article](#) [PDF](#)

OPEN ACCESS

012084

The protection capacity of the crude and whole protein spores of *Myxobolus koi* as an immunostimulant material development in goldfish (*Cyprinus carpio*) for preventing Myxobolus

G Mahasri, M Yusuf, R Woro and M B Santanumurti

[+ Open abstract](#) [View article](#) [PDF](#)

OPEN ACCESS

012085

Identification of white spot syndrome virus (WSSV) in pacific white shrimps (*Litopenaeus vannamei*) from ponds postexposure to immunogenic membrane proteins (*Zoothamnium penaei*)

P A Wiradana, G Mahasri, R E R Sari, U C Marwiyah and R Prihadhana

[+ Open abstract](#) [View article](#) [PDF](#)

OPEN ACCESS

012086

This site uses cookies. By continuing to use this site you agree to our use of cookies. To find out more, see our Privacy and Cookies policy.



Gills and swimming leg histopathologies in pacific white shrimp (*Litopenaeus vannamei*) from ponds exposed to the immunogenic membrane proteins of *Zoothamnium penaei*

R E R Sari, G Mahasri, P A Wiradana and U C Marwiyah

[+](#) [Open abstract](#) [View article](#) [PDF](#)

OPEN ACCESS

012087

Total plate count and identification of vibrio in pacific white shrimp (*Litopenaeus vannamei*) from ponds and in those exposed to immunogenic protein membrane *Zoothamnium penaei*

U C Marwiyah, G Mahasri, R E Ratnasari and P A Wiradana

[+](#) [Open abstract](#) [View article](#) [PDF](#)

OPEN ACCESS

012088

Effectiveness of *Nitrobacter* on the specific growth rate, survival rate and feed conversion ratio of dumbo catfish *Clarias* sp. with density differences in the aquaponic system

A S Taragusti, M B Santanumurti, B S Rahardja and Prayogo

[+](#) [Open abstract](#) [View article](#) [PDF](#)

OPEN ACCESS

012089

The erythrocyte and leucocyte profile of saline tilapia (*Oreochromis Niloticus*) in a cultivation system with nanobubbles

M Gunanti, P D Wulansari and K Kinzella

[+](#) [Open abstract](#) [View article](#) [PDF](#)

OPEN ACCESS

012090

The prevalence and intensity of ectoparasites infecting vanname shrimp (*Litopenaeus vannamei*) reared in different ponds

N Nurlatiffah, Kismiyati and MF Ulkhaq

[+](#) [Open abstract](#) [View article](#) [PDF](#)

OPEN ACCESS

012091

Protozoan parasites of Vannamei Shrimp (*Litopenaeus vannamei*) in farmed fish from Pasuruan, Indonesia

U Hafidloh and P D W Sari

[+](#) [Open abstract](#) [View article](#) [PDF](#)

OPEN ACCESS

012092

Growth of *Bacillus* sp. and *Flavobacterium* sp. in culture media with the addition of liquid whey tofu waste

W H Satyantini, R M Pratiwi, A M Sahidu and D D Nindarwi

[+](#) [Open abstract](#) [View article](#) [PDF](#)

This site uses cookies. By continuing to use this site you agree to our use of cookies. To find out more, see our [Privacy and Cookies policy](#).



OPEN ACCESS

012093

The effect of noni *Morinda citrifolia* L. fruit extracts on the gill histopathological changes of Nile tilapia *Oreochromis niloticus*

A T Mukti, E Dewi, W H Satyantini, L Sulmartiwi, Sudarno and M Hassan

[+ Open abstract](#)[View article](#)[PDF](#)

OPEN ACCESS

012094

Prevalence and intensity of ectoparasites in Pacific white shrimp (*Litopenaeus vannamei*) seeds from a pond and hatchery

G Mahasri, T Hidayat and Sudarno

[+ Open abstract](#)[View article](#)[PDF](#)

OPEN ACCESS

012095

Prevalence and intensity of ectoparasites in gabus fish (*Channa striata*) at Cangkringan Fishery Cultivation Technology Development Center, Sleman, Yogyakarta

E N Fitriani, Rozi, M Arief and H Suprpto

[+ Open abstract](#)[View article](#)[PDF](#)

OPEN ACCESS

012096

Antibacterial activity of bitter melon (*Momordica charantia* L.) leaf extract against *Aeromonas hydrophila*

D A Masithoh, R Kusdarwati and D Handijatno

[+ Open abstract](#)[View article](#)[PDF](#)

OPEN ACCESS

012097

Determination of the *aerolysin* gene in *Aeromonas hydrophila* using the polymerase chain reaction (PCR) technique

G Christy, R Kusdawarti and D Handijatno

[+ Open abstract](#)[View article](#)[PDF](#)

OPEN ACCESS

012098

Bioaccumulation and histopathological effect on the gills and liver of silver barb (*Barbonymus gonionotus*) exposed to the heavy metal nickel

I Purwanti, W Arroisi, B S Rahardja and L Sulmartiwi

[+ Open abstract](#)[View article](#)[PDF](#)

OPEN ACCESS

012099

Identification and prevalence of the ectoparasite *Octolasmis* in sand lobster (*Panulirus homarus*) and bamboo lobster (*Panulirus versicolor*) in Floating Net Cages in Sape, Bima Regency, West Nusa Tenggara Province, Indonesia

L. Yusgita, Kismiyati, S. Subekti, P D Wulansari and M K Amiin

This site uses cookies. By continuing to use this site you agree to our use of cookies. To find out more, see our Privacy and Cookies policy.

[+ Open abstract](#)[View article](#)[PDF](#)

OPEN ACCESS

012100

Treatment of *Chlorella sp.* extract on heat shock cluster (HSC) response from the tissue and bloodcells proliferation of *Epinephelus fuscoguttatus-lanceolatus* infected by *Viral Nervous Necrosis*

U Yanuhar, I Al-Hamidy and N R Caesar

[+ Open abstract](#) [View article](#) [PDF](#)

OPEN ACCESS

012101

Superoxide dismutase (SOD) and metallothionein (MT) *Tubifex tubifex* at the acute mercury exposure

I M Widiastuti, A M S Hertika, M Musa and D Arfiati

[+ Open abstract](#) [View article](#) [PDF](#)

OPEN ACCESS

012102

Antifungal activity of marine sponges (Class Demospongiae) collected from Biak, Indonesia

R D Kasitowati, K Wittriansyah, A Trianto, D C Pratiwi and M A P Panjaitan

[+ Open abstract](#) [View article](#) [PDF](#)

OPEN ACCESS

012103

Antibacterial activities of *Physalis angulata* herb extract on white feces diseases (WFD) in *Litopenaeus shrimp vannamei*

E Saraswati and AS Wijaya

[+ Open abstract](#) [View article](#) [PDF](#)

OPEN ACCESS

012104

The Effects of Mercury Chloride (Hgcl₂) on the Changes in Hematology and Blood Sugar Level in Carps (*Cyprinus carpio*)

I Setiyowati, H Suprpto and G Mahasri

[+ Open abstract](#) [View article](#) [PDF](#)

OPEN ACCESS

012105

Change in Two-Spot Catfish Histopathological Liver (*Mystus nigriceps*) Accumulated with Heavy Metal Cadmium (Cd) in Ketingan Estuary, Sidoarjo - East Java, Indonesia

L Anggitasari, H Suprpto and dan D D Nindarwi

[+ Open abstract](#) [View article](#) [PDF](#)

OPEN ACCESS

012106

Effectiveness of Pepaya Leaf Extract (*Carica Papaya* L.) to Control Ectoparasite *Argulus* on Common Carp (*Cyprinus Carpio*)

L S Azizah, Kismiyati and A H Fasya

[+ Open abstract](#) [View article](#) [PDF](#)
This site uses cookies. By continuing to use this site you agree to our use of cookies. To find out more, see our Privacy and Cookies policy.



-
- OPEN ACCESS** 012107
Bacterial Identification from Marine Ornamental Fish in Fish Quarantine, Quality Control and Fishery Products Safety Class I Denpasar, Bali
N R Rukmana, G Mahasri, S N Hidayah, M F Ulkhaq and H Kenconoajati
[+ Open abstract](#) [View article](#) [PDF](#)
-
- OPEN ACCESS** 012108
Prevalence and Intensity of Ectoparasites of Tilapia (*Oreochromis niloticus*) in Ponds with Low, Medium and High Stocking Density
M Indahsari, Kismiyati and M F Ulkhaq
[+ Open abstract](#) [View article](#) [PDF](#)
-
- OPEN ACCESS** 012109
Texture profile of the bread produced from composite flour *Bruguiera gymnorrhiza* flour (BGF) and wheat flour
M N G Amin, M N Hasan, Zakariya, S A Pralebda, H Pramono, E Saputra, S Subekti and M A Alamsjah
[+ Open abstract](#) [View article](#) [PDF](#)
-
- OPEN ACCESS** 012110
The potential of seaweed waste (*gracilaria* sp. and *eucheuma cottonii*) as a medium density fiberboard (mdf)-based pot material for better water use efficiency in tomato plants
H Kurnia, R R Rifadi, Agustono, M N G Amin, S A Sudjarwo and M A Alamsjah
[+ Open abstract](#) [View article](#) [PDF](#)
-
- OPEN ACCESS** 012111
Characterization of edible coating based on surimi fillet catfish as biodegradable packaging
E Saputra
[+ Open abstract](#) [View article](#) [PDF](#)
-
- OPEN ACCESS** 012112
Characteristics of the fish protein isolate recovered from Sardine by-products using the Isoelectric Solubilization- Precipitation method
H. Pramono, N T Irawan and M R A Firdaus
[+ Open abstract](#) [View article](#) [PDF](#)
-
- OPEN ACCESS** 012113
The potential of peptides derived from the chymotrypsin hydrolysate of soft shelled turtle yolk against the Angiotensin I Converting Enzyme
D Y Pujiastuti and J L Hsu
[+ Open abstract](#) [View article](#) [PDF](#)

This site uses cookies. By continuing to use this site you agree to our use of cookies. To find out more, see our Privacy and Cookies policy.



OPEN ACCESS

012114

Kappa and iota carrageenan combination of *Kappaphycus alvarezii* and *Eucheuma spinosum* as a gelatin substitute in ice cream raw material product

I Suryani, D I Permata Sari, D M Astutik and A Abdillah

[+ Open abstract](#) [View article](#) [PDF](#)

OPEN ACCESS

012115

Detection of antibiotic-resistant *Salmonella* sp. in the seafood products of Surabaya local market

H Pramono, A Kurniawan, N Andika, T F Putra, M A R Hazwin, S Utari, A P Kurniawan, E D Masithah and A M Sahidu

[+ Open abstract](#) [View article](#) [PDF](#)

OPEN ACCESS

012116

The effect of kappa-carrageenan fortification on the physicochemical and organoleptic properties of milkfish galantin

D Darmawan, L Sulmartiwi and A A Abdillah

[+ Open abstract](#) [View article](#) [PDF](#)

OPEN ACCESS

012117

The application of a high voltage electric field (HVEF) to reduce *Escherichia coli* and *Salmonella thyphimurium* bacteria in red snapper (*Lutjanus* sp.) fillets

D J Subakti, H Pramono and J Triastuti

[+ Open abstract](#) [View article](#) [PDF](#)

OPEN ACCESS

012118

Isolation and identification of fish import consumption bacteria in a fish quarantine center, focusing on the quality control and safety of fishery products at Tanjung Priok, Jakarta

H S Farizky and W H Satyantini

[+ Open abstract](#) [View article](#) [PDF](#)

OPEN ACCESS

012119

Replacement of gum arabic by dry *Spirullina* sp. biomass as a food emulsifier in bread making

D Wulandari, M N G Amin, E D Masithah, M Lamid and M A Alamsjah

[+ Open abstract](#) [View article](#) [PDF](#)

OPEN ACCESS

012120

Nutrient improvement of *Bruguiera gymnorrhiza* peel fruit through fermentation using commercial tempeh (Indonesian fermented soybean) mold

M N G Amin, R A Prastiya, M N Hasan, Zakariya and M A Alamsjah

This site uses cookies. By continuing to use this site you agree to our use of cookies. To find out more, see our [Privacy and Cookies policy](#).

[+ Open abstract](#) [View article](#) [PDF](#)



-
- OPEN ACCESS** 012121
DPPH scavenging property of bioactives from soft corals origin palu bay, Central Sulawesi, Indonesia
W A Tanod, U Yanuhar, Maftuch, D Wahyudi and Y Risjani
[+ Open abstract](#) [View article](#) [PDF](#)
-
- OPEN ACCESS** 012122
Extraction of bioactive compounds fruit from *Rhizophora mucronata* using sonication method
Ernawati, E Suprayitno, Hardoko and U Yanuhar
[+ Open abstract](#) [View article](#) [PDF](#)
-
- OPEN ACCESS** 012123
Harvesting *Chaetoceros gracilis* by flocculation using Chitosan
W AA Yamin, S R M Shaleh, F F Ching, R Othman, M Manjaji-Matsumoto, S Mustafa, S Shigeharu and G Kandasamy
[+ Open abstract](#) [View article](#) [PDF](#)
-
- OPEN ACCESS** 012124
The Use of Rajungan (*Portunus Pelagicus*) Shells as Flour in Wet Noodles Ingredient
A Rahma, A A Abdillah and E Saputra
[+ Open abstract](#) [View article](#) [PDF](#)
-
- OPEN ACCESS** 012125
The Potential of Lindur Fruit Flour (*Bruguiera Gymnorrhiza*) in Reducing Oil Absorption of Milkfish Nugget during the Deep Frying Process
A Widyastuti, AA Abdillah and Laksmi Sulmartiwi
[+ Open abstract](#) [View article](#) [PDF](#)
-
- OPEN ACCESS** 012126
Chemical and Sensory Characteristics of Flakes Made from Seaweed (*Euचेuma cottonii*) and Soybean (*Glycine max* (L.) Merrill)
I R Firdarini, Kismiyati and A Manan
[+ Open abstract](#) [View article](#) [PDF](#)
-
- OPEN ACCESS** 012127
The Effect of Maltodextrin Concentration on the Characteristics of Snappers' (*Lutjanus* sp.) Peptone
R Ningsih, Sudarno and Agustono
[+ Open abstract](#) [View article](#) [PDF](#)
-
- OPEN ACCESS** 012128
This site uses cookies. By continuing to use this site you agree to our use of cookies. To find out more,
[open our Privacy and Cookies policy.](#)



Physics and Chemical Characteristics of Sargassum Sp. Seaweed with Addition of Sodium Alginate Stabilizer to Different Concentrations

M Via, A A Abdillah and M A Alamsjah

[+ Open abstract](#) [View article](#) [PDF](#)

OPEN ACCESS

012129

The Effect of Sorbitol Addition on the Characteristic of Carrageenan Edible Film

M Rahmawati, M Arief and W H Satyantini

[+ Open abstract](#) [View article](#) [PDF](#)

OPEN ACCESS

012130

The Utilization of Flower Crab (*Portunus Pelagicus*) Shell as Pasta Flavor

R Rahmawati, E Saputra and A A Abdillah

[+ Open abstract](#) [View article](#) [PDF](#)

OPEN ACCESS

012131

Income analysis of catching fish using dogol (demersal danish seine) in the sub-district of Brondong, Lamongan

A Aulia, A M Sahidu and Agustono

[+ Open abstract](#) [View article](#) [PDF](#)

OPEN ACCESS

012132

Area development based on conservation and ecotourism on the Cemara Beach (Pine Trees Beach), Pakis, Banyuwangi, East Java Province, Indonesia

E W Setyaningrum, A T K Dewi, K P Prapti, Z Erwanto and H D Susanti

[+ Open abstract](#) [View article](#) [PDF](#)

OPEN ACCESS

012133

Socioeconomic and institutional factors affecting the sustainable development for fisheries in Bontang City, Indonesia

B I Gunawan

[+ Open abstract](#) [View article](#) [PDF](#)

OPEN ACCESS

012134

Factors influencing the market requirements fulfillment in small medium enterprise fish processors in East Java

W Sulistyowati, Soemarno, A Efani and M Primyastanto

[+ Open abstract](#) [View article](#) [PDF](#)

JOURNAL LINKS

[Journal home](#)

This site uses cookies. By continuing to use this site you agree to our use of cookies. To find out more,

[see our Privacy and Cookies policy.](#)



Information for organizers

Information for authors

Contact us

Reprint services from Curran Associates

This site uses cookies. By continuing to use this site you agree to our use of cookies. To find out more, see our [Privacy and Cookies policy](#).



PAPER • OPEN ACCESS

Addition of water from the treatment pond of pangasius fillet waste (*Pangasius* sp.) with different concentrations in the cultivation medium due to the population growth of *Daphnia* sp.

To cite this article: H P Alvian *et al* 2019 *IOP Conf. Ser.: Earth Environ. Sci.* **236** 012004

View the [article online](#) for updates and enhancements.

You may also like

- [The effect of catfish and chicken cultivation waste to *Daphnia* sp. culture](#)
N H Holy and L A Sari
- [The long-term effects of combined chronic exposure to low-intensity radiofrequency electromagnetic fields and different food quantity on crustaceans *Daphnia magna*](#)
A A Zhalnina, D V Uskalova, K V Ustenko *et al.*
- [Acute and chronic toxicity of mixtures of bisphenol A and trace metals \(Cd and Pb\) to micro-crustacean, *Daphnia magna*](#)
V T Nguyen, A T Huynh and T S Dao



244th Electrochemical Society Meeting

October 8 – 12, 2023 • Gothenburg, Sweden

50 symposia in electrochemistry & solid state science

Abstract submission deadline:
April 7, 2023

Read the call for papers &
submit your abstract!

Addition of water from the treatment pond of pangasius fillet waste (*Pangasius* sp.) with different concentrations in the cultivation medium due to the population growth of *Daphnia* sp.

H P Alvian¹, E D Masithah², M H Azhar^{1*}

¹Study Program of Aquaculture, Faculty of Fisheries and Marine, PSDKU Universitas Airlangga di Banyuwangi

²Department of Aquaculture, Faculty of Fisheries and Marine, Universitas Airlangga Kampus C UNAIR Mulyorejo Surabaya, Jawa Timur, Indonesia 60113

*Corresponding author:hanifazhar@fpk.unair.ac.id

Abstract. Live feed is very important in fish farming, especially in hatchery. Wastewater from processing fillets (*Pangasius* sp.) has a high organic nutrient content and has the potential to be used as a *Daphnia* sp. culture medium. This research aims to study the effectiveness of the addition of the liquid waste of Pangasius fillets in the *Daphnia* sp. culture medium using a completely randomized design (CRD); 5 treatments with 4 replications were conducted. The treatments were conducted by adding the liquid waste of Pangasius fish fillets at a concentration of 5%, 10%, 15%, and 20%. The control treatment for the live feed cultivation was in the form of a dry chicken manure addition with a dose of 2.4 g/L in the medium and without treatment. The main observed parameter in the study was the population growth of *Daphnia* sp. The supporting parameters observed were in the form of phytoplankton and bacterial abundance and water quality. The results showed that the addition of the water from the Pangasius fish fillet waste, as much as 20%, had the best results related to the population growth of *Daphnia* sp. Meanwhile, the water quality was still within the normal range during the *Daphnia* sp. culture.

1. Introduction

The need for natural feed is important in the activity of freshwater fish cultivation, both for consumption and ornamental fish. *Daphnia* sp. are a type of natural food that is often used in freshwater fish farming activities because it has a high protein content. *Daphnia* sp. is an animal that is a non-selective filter feeder. Food from *Daphnia* sp., among others, comes in the form of bacteria, yeast, single-celled algae, detritus and dissolved organic matter [1]. Besides that, *Daphnia* sp. is able to eat various sizes of particles dissolved in water [2]. Up until now, a common way to grow *Daphnia* sp. is by adding fertilizer to the culture medium. The use of organic fertilizers has several advantages, including its low cost and the contents of the several micro and macronutrients[3]. The fertilizer commonly used today is in the form of chicken manure [4].

The growth of *Daphnia* sp. depends on the nutrient source contained in the culture medium. The improvement of the natural feed can be done by adding organic fertilizers that aim to increase the availability of nutrients in the water. Wastewater from washing the fish fillets has the potential to be



used to grow *Daphnia* sp. due to its high organic matter content. From the previous study, it is known that the liquid waste of fish fillets contains 1.58% wet protein, 0.05% wet fat, and 0.35% wet ash [5]. Therefore, by applying the right fertilizer strategy, cultivation environment, improvement in feed management, productivity increments and sustainability in aquaculture, production will be positively affected [3].

2. Material and methods

2.1. Origin of organism

The *Daphnia* sp. used was from Balai Benih Ikan Jepun (BBIJ), which were then maintained and reproduced in the PSDKU UNAIR Fisheries Laboratory in Banyuwangi. The species was chosen specifically with a minimum size of 1 mm by filtering using a net scope measuring 1 mm.

2.2. Preparation of tools and media

The tools and media were electrified in advance before use. The tools were in the form of plastic containers, hoses, and aeration stones that were washed thoroughly using soap and then dried. The water, as the culture medium, was sterilized by using chlorine at a dose of 25 ppm and it was aerated for 24 hours and deposited for 3 days. To reduce the residue from the chlorine, Na Thiosulfate at a dose of 5 ppm was used.

2.3. Wastewater collection

The wastewater used as a mixture on the *Daphnia* sp. culture medium originated from a treatment pond for *Pangasius* fillet waste treatment equipped with an aeration system (Figure 1). Samples of wastewater were taken from 8 points using a sample bottle at a depth of 10 cm.



Figure 1. Aeration treatment pond for pangasius fillet waste treatment

Table 1 Shows the results of the organic C analysis on the various media used. The c-organic test was carried out using the Walkey Black method.

Table 1. Analysis of organic C in the various culture media

Treatment	C-Organic (%)
Dry Manure Chicken	2,60
Wastewater Concentration of 5 %	7,80
Wastewater Concentration of 10 %	11,50
Wastewater Concentration of 15 %	49,60
Wastewater Concentration of 20 %	66,30

2.4. Research design

Twenty-four plastic tubs were filled with 3 L of water of the *Daphnia* sp. culture medium with a constant aeration. The *Daphnia* sp. used was 20 pcs/L. The maintenance process was carried out for 12 days. *Daphnia* sp. was maintained for 12 hours in a bright condition and for 12 hours in a dark condition. Every day, the population sampling process and the checking of the water quality parameters was conducted in the form of pH, temperature and DO. The treatments given in this study included:

- A. Treatment 1: Positive control in the form of adding dry chicken manure 2.4 g/L
- B. Treatment 2: Negative control without additional dry manure chicken
- C. Treatment 3: Adding water from the treatment pond to the fillet fish waste - 5% of the total media
- D. Treatment 4: Adding water from the treatment pond to the fillet fish waste - 10% of the total media
- E. Treatment 5: Adding water from the treatment pond to the fillet fish waste - 15% of the total media
- F. Treatment 6: Adding water from the treatment pond to the fillet fish waste - 20% of the total media

The picture of the research design can be seen in **Figure 2**.

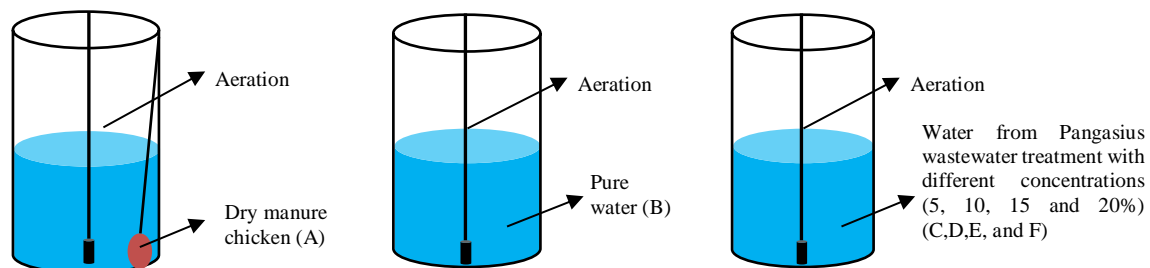


Figure 2. Illustrations of the research design.

2.5. Preparation of culture media

The culture media was first prepared before the maintenance process was carried out. The media used was added according to the treatment given. It was then aerated for 3 days before stocking the *Daphnia* sp. The goal was to homogenize the water and to grow natural food.

2.6. Sampling *Daphnia* sp.

The sampling was carried out every day for 12 days of maintenance done using a 5 mL glass beaker. The samples were taken from 5 different points. The sampling results were then averaged and multiplied by the overall volume of the water. Phytoplankton and bacterial density measurements were carried out at the beginning and end of the maintenance period. Water quality checking included temperature, pH, DO and TOM.

2.7. Observations

Calculations of the *Daphnia* sp. population were carried out every day using the sampling method. The calculation of the phytoplankton density was carried out using a hemocytometer. For calculating the bacterial abundance, the spread plate method was used. The observation of *Daphnia* sp. was carried out using a microscope (Olympus CX23).

2.8. Data analysis

The data obtained was then processed in the Excel 2010 program. The data analysis was performed using ANOVA (Analysis of Variance) with a 95% confidence interval. If it was significantly different, then it was continued with the Duncan Multiple Range Test (DMRT). The statistical analysis was performed using the IBM SPSS statistics version 16.0 software.

3. Result and discussion

3.1. Result

3.1.1. *Daphnia* population

The population of *Daphnia* sp. based on the calculation results during the 12-day maintenance period can be seen in **Figure 3**.

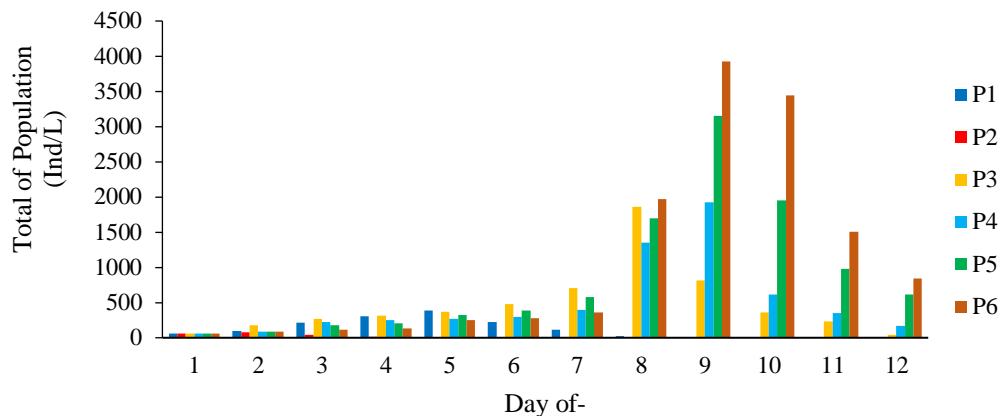


Figure 3. The growth of the *Daphnia* sp. population using different culture media

Based on Figure 3, the highest spike in population growth was found in treatment 6 (20% addition). The maximum population among all of the treatments occurred in the period from day of 7 to day 9. The lowest population was found in treatment 2 (pure water), where in day 5, the phase of death was experienced. The *Daphnia* sp. population density, with a variety of different media cultures, is shown in **Figure 4**.

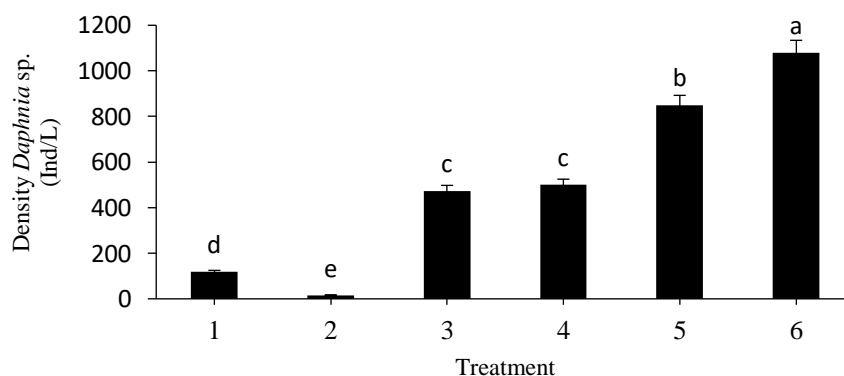


Figure 4. *Daphnia* sp. population density in all treatments

Based on Figure 4, it is known that the highest *Daphnia* sp. density was found in treatment 6 (addition of 20% wastewater) and the lowest was in treatment 2 (without treatment).

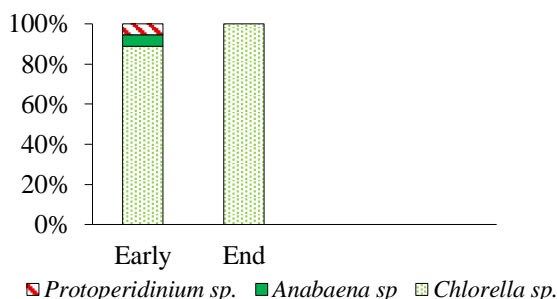
3.1.2. Phytoplankton and bacterial density

Increased phytoplankton density was found at the beginning and end of the maintenance except in treatment 2 (pure water). The plankton density can be seen in **Table 2**.

Table 2. Plankton density in different culture media

Sampling	Class	Phytoplankton density in the culture media of <i>Daphnia</i> sp. (Cell/ ml)					
		Dry chicken manure	Pure water	5%	10%	15%	20%
Initial	<i>Chlorophyceae</i>	25000	0	12500	12500	15000	35000
	<i>Cyanophyceae</i>	0	0	0	0	0	2500
	<i>Dinoflagellata</i>	0	0	0	0	0	2500
	<i>Bacillariophyceae</i>	0	0	0	0	0	0
	Total	25000	0	12500	12500	15000	40000
Final	<i>Chlorophyceae</i>	35000	7500	25000	110000	32500	75000
	<i>Cyanophyceae</i>	0	0	0	0	0	0
	<i>Dinoflagellata</i>	0	0	0	0	0	0
	<i>Bacillariophyceae</i>	0	0	0	0	0	0
	Total	35000	7500	25000	110000	32500	75000

Based on Table 2, the Chlorophyceae class was found at the beginning and end of the maintenance period using different culture media. The highest initial density was found in the treatment with the addition of 20% fillet wastewater (Treatment 6). The highest final density was found in the treatment with the addition of 10% fillet wastewater (Treatment 4). The dominant type of plankton found in all treatments, both at the beginning and at the end of the maintenance period, was *Chlorella*. The type of plankton found can be seen in **Figure 5**.

**Figure 5.** Percentages of the plankton type in the *Daphnia* sp. cultivation medium

The abundance of bacteria at the beginning and end of the maintenance in all *Daphnia* sp. culture media as seen in **Table 3**.

Table 3. The abundance of bacteria at the beginning and end of the maintenance in different culture media

Treatment	Initial (cfu/ mL)	Final (cfu/ mL)
1 (Dry manure chicken)	784×10^2	33×10^3
2 (Pure water)	358×10^2	18×10^2
3 (Wastewater 5%)	605×10^2	20×10^3
4 (Wastewater 10%)	771×10^2	28×10^3
5 (Wastewater 15%)	794×10^2	31×10^3
6 (Wastewater 20%)	967×10^2	47×10^3

Based on **Table 3**, the highest abundance of bacteria at the beginning of maintenance was in treatment 6. The highest abundance of bacteria at the end of the maintenance period was in treatment 5.

3.1.3. Water Quality

The water quality at the beginning and end of the different *Daphnia* sp. culture media can be seen in **Table 4**.

Table 4. Water quality range in the maintenance media for *Daphnia* sp.

Treatment	Time	Parameter of water quality					
		pH	Temp (°C)	DO (ppm)	TAN (ppm)	NH ₃ (ppm)	TOM (ppm)
1 (Dry Chicken manure)	Initial	6,9	25,4	5,1	0,012	0,001	69,52
	Final	8,4	27,4	4,2	1,532	0,211	22,75
2 (Pure Water)	Initial	7,0	24,6	4,9	0,001	0,000	7,58
	Final	7,9	27,1	5,5	0,008	0,001	14,98
3 (Wastewater 5%)	Initial	6,9	24,1	4,2	0,696	0,039	63,83
	Final	8,0	27,9	5,0	0,944	0,165	42,34
4 (Wastewater 10%)	Initial	7,3	25,1	4,3	0,814	0,046	66,99
	Final	8,0	27,1	5,1	1,695	0,253	55,24
5 (Wastewater 15%)	Initial	7,0	24,9	4,1	0,854	0,048	65,72
	Final	8,1	27,9	5,4	1,802	0,254	54,98
6 (Wastewater 20%)	Initial	7,1	24,9	4,0	0,964	0,054	67,72
	Final	8,4	28,1	5,1	2,348	0,293	23,38

Based on **Table 4**, the water quality parameters in various culture media were in the range of normal conditions for the maintenance of *Daphnia* sp. However, there was an increase in TAN level at the end of the maintenance period in all treatments.

3.2. Discussion

Daphnia sp. is a type of zooplankton that has non-selective filter feeder properties. *Daphnia* sp. growth depends on nutritional and environmental factors [6]. In Cladoceranscultivation, the type and amount of foods and the composition of nutrients in the feed must be considered. *Chlorella* sp. is a type of phytoplankton found to dominate all cultural media. The peak phase was found on days 8 and 9 and began to decline on day 10. *Daphnia* sp. is a type of zooplankton that can consume phytoplankton, and is well compared to other types of freshwater zooplankton [7]. The decline of the population in this study could have been caused by a decrease in the water quality in the maintenance media. This was indicated by the increase in the TAN content at the end of the maintenance period in all media.

Phytoplankton and bacteria are food sources for *Daphnia* sp. The phytoplankton's nutrient content is an important factor for Cladocerans' growth ([8], [9], [10]). According to [11], *Daphnia*, besides being a phytoplankton eater, is also able to utilize protozoa and bacteria as a source of nutrition. Based on the results of the identification, the researchers determined the results stating the type of *Chlorella* sp. found at the beginning and end of the observation. The administration of *Daphnia* sp. using *Chlorella vulgaris* provided the maximum/optimal results compared to using *Azollapinnata* and yeast [12]. Plankton abundance tended to increase at the end of the maintenance period. This could have been caused by the phytoplankton utilizing the inorganic nutrients found in the culture media. Bacterial abundance decreased at the end of the maintenance period. This was caused by the decrease in the organic matter in the culture medium because it had been used by *Daphnia* sp. In the *Daphnia* sp. culture, the amount of carbon (C) and phosphorus (P) must be of a constant quantity [13], [14].

Water quality, including temperature and DO, was in the normal range of conditions for *Daphnia* sp. life. The pH value at the end of the treatment increased in all treatments. The increasing pH at the end

of the maintenance period can be caused by the effects prompted by phytoplankton abundance in the water. The TAN content in all treatments increased at the end of the maintenance period. This can be caused by the decomposition of dead organisms in the culture medium. An increase in the number of phytoplankton in the pond will increase the pH value of the water, so as to increase the ammonia that had not been ionized in the water [15]. The TOM content decreased in all treatments except in treatment 2. The decrease in TOM content was caused by the *Daphnia* sp. eating the organic matter in the water, causing the content of the organic matter in the media to decrease.

4. Conclusion

The addition of water from the waste of *Pangasius* fillets at a concentration of 20% (Treatment 6) provided significantly different results out of all of the treatments. The peak population started on the 8th and 9th days and the decline started on the 10th day. This was due to a decrease in the content of the organic matter as evidenced by a decrease in the TOM content at the end of the maintenance period. The water quality was still in the normal range in all of the treatments.

5. References

- [1] Kusumaryanto H 2001 *Pengaruh jumlah inokulasi awal terhadap pertumbuhan populasi, biomassa dan pembentukan epipium Daphnia sp.* Skripsi. Fakultas Perikanan. Institut Pertanian Bogor. Bogor.
- [2] Ojutiku 2008 *Pakistan J. of Nutrit*, **7**(4): 527-529.
- [3] Cunha P 2010 *Revist Brasil de Zootec*, **39**(5): 955-960.
- [4] Zahidah G W and Subhan V 2012 *J Aquat Sci*, **3**: 84-94.
- [5] Trilaksani W, Riyanto B, and. Apriani S N K 2007 *Buletin Teknologi Hasil Perikanan*, **10**(2): 60-72.
- [6] Miner B E 2012 *Proc. R. Soc. B*, **279**(1735): 1873-1882.
- [7] Brett M 1994 *Ecology*, **75**(8): 2243-2254.
- [8] Ahlgren G 1990 *J. of Plankton Res.* **12**(4): 809-818.
- [9] Müller N D and Lampert W 1996 *J of Plank. Res,r*, **18**(7): 1137-1157.
- [10] Choi J Y 2014 *PloS one*, **9**(4): e95591.
- [11] Langenheder S, and Jürgens K 2001. *Limnol and Oceano* **46**(1): 121-134.
- [12] Munirasu S 2016 *The effect of different feeds such as Chlorella vulgaris, Azolla pinnata and yeast on the population growth of Daphnia magna commonly found in freshwater systems.*
- [13] Ravet J L and Brett M T 2006 *J. Limnol and Oceano* **51**(5): 2438-2452.
- [14] Pimentel L 2016. *Population density comparison of Daphnia pulex (Linnaeus, 1758) fed with bacteria obtained from Biofloc system.*
- [15] Arauzo M and Valladolid M 2003 *Water Res.* **37**(11): 2547-2554.

Acknowledgments

The author would like to thank Dr. Endang Dewi Mashitha for her advice and input. In addition, the author would also like to thank the Study Program of Aquaculture PSDKU at Universitas Airlangga in Banyuwangi for providing the facilities so then the research could work.