

## Editorial Board

### EDITOR-IN-CHIEF:

**Gabriel Borowski** – Lublin University of Technology, Faculty of Environmental Engineering, Poland  
e-mail: [g.borowski@pollub.pl](mailto:g.borowski@pollub.pl) (<mailto:g.borowski@pollub.pl>)

### SCIENTIFIC BOARD MEMBERS:

**Maria de Fátima Nunes de Carvalho** – Polytechnic Institute of Beja, Portugal

**Myroslav S. Malovanyy** – Lviv Polytechnic National University, Ukraine

**Maria Cristina Lavagnolo** – University of Padova, Italy

**Antonio Joao Carvalho de Albuquerque** – University of Beira Interior, Covilhã, Portugal

**Sameh Alsaqoor** – Tafila Technical University, Jordan

**Süer Anaç** – Ege University, Izmir, Turkey

**Rune Bakke** – University College of Southeast Norway, Norway

**Nelson Barros** – University of Fernando Pessoa, Porto, Portugal

**Zhihong Cao** – Institute of Soil Sciences, Chinese Academy of Sciences, Nanjing, China

**Aneta Czechowska-Kosacka** – Lublin University of Technology, Poland

**Magdalena Gajewska** – Gdańsk University of Technology, Poland

**Joan Garcia** – Polytechnic University of Catalonia, Barcelona, Spain

**Hassimi Abu Hasan** – National University of Malaysia

**Faruque Hossain** – New York University, New York, USA

**Katarzyna Ignatowicz** – Białystok University of Technology, Poland

**Krzysztof Józwiakowski** – University of Life Sciences in Lublin, Poland

**Aleksander Kiryluk** – Białystok University of Technology, Poland

**Michał Kopec** – University of Agriculture in Kraków, Poland

**Joanna Kostecka** – University of Rzeszów, Poland

**Jana Kotovicová** – Mendel University in Brno, Czech Republic

**Peter Kováčik** – Slovak University of Agriculture (SUA) in Nitra, Slovak Republic

**Grzegorz Kusza** – Opole University, Poland

**Fabio Masi** – IRIDRA S.r.l., Florence, Italy

**Yurij A. Mazhaysky** – Ryazan State Agricultural Academy, Ryazan, Russia

**Álvaro Monteiro** – University of Fernando Pessoa, Porto, Portugal

**Adam M. Paruch** – Norwegian Institute for Agricultural and Environmental Research – Bioforsk, Norway

**Lucjan Pawłowski** – Lublin University of Technology, Poland

**Ryszard Pokładek** – Wrocław University of Environmental and Life Sciences, Poland

**Katerina Pozachenyuk** – Taurida National V.I. Vernadsky University, Ukraine

**Harsha Ratnaweera** – Norwegian Institute for Water Research – NIVA, Oslo, Norway  
**Czesława Rosik-Dulewska** – Opole University, Poland



**Hynek Roubík** – Czech University of Life Sciences Prague, Czech Republic

**Pavel Ryant** – Mendel University in Brno, Czech Republic

**Herald Schöne** – Neubrandenburg University of Applied Sciences, Germany

**László Simon** – University College of Nyíregyháza, Hungary

**Elżbieta Skorbiłowicz** – Białystok University of Technology, Poland

**Vladimir Soldatov** – National Academy of Sciences of Belarus, Minsk, Belarus

**Jung-Jeng Su** – National Taiwan University, Taipei, Taiwan

**Agata Szymańska-Pulikowska** – Wrocław University of Environmental and Life Sciences, Poland

**Alexander Tsyganov** – Belarusian State Agricultural Academy, Gorki, Belarus

**Tomasz Tymiński** – Wrocław University of Environmental and Life Sciences, Poland

**Sylvia Waara** – Halmstad University, Sweden

**Andrzej Wac-Włodarczyk** – Lublin University of Technology, Poland

**Raoul Weiler** – University of Leuven, Belgium

**Józefa Wiater** – Białystok University of Technology, Poland

**Barbara Wiśniowska-Kielian** – University of Agriculture in Kraków, Poland

**Xiaoping Zhu** – Hunter College of The City University of New York, USA

#### CONSULTING EDITORS:

**Izolda Gorgol** – Department of Applied Mathematics, Lublin University of Technology, Poland

**Szymon Obrusiewicz** – Faculty of Environmental Engineering, Lublin University of Technology, Poland

Submit your paper (<https://www.editorialsystem.com/jeeng>)



Instructions for Authors (<http://www.jeeng.net/Instructions-for-Authors,25.html>)



All issues (<http://www.jeeng.net/Archive>)



Articles in press (<http://www.jeeng.net/Online-first>)



#### Most read



Month Year

Impact of Municipal Solid Waste Landfill on Environment – a Case Study

(<http://www.jeeng.net/Impact-of-Municipal-Solid-Waste-Landfill-on-Environment-a-Case-Study,89664,0,2.html>)

Wastewater Treatment Methods for Effluents from the Confectionery Industry – an Overview  
(<http://www.jeeng.net/Wastewater-Treatment-Methods-for-Effluents-from-the-Confectionery-Industry-an-Overview,112557,0,2.html>)

Assessment of Comprehensive Environmental Pollution Index of Kurichi Industrial Cluster, Coimbatore District, Tamil Nadu, India - a Case Study (<http://www.jeeng.net/Assessment-of-Comprehensive-Environmental-Pollution-Index-of-Kurichi-Industrial-Cluster,78747,0,2.html>)

[EN \(http://www.jeeng.net/\)](http://www.jeeng.net/)

[PL \(http://www.jeeng.net/pl\)](http://www.jeeng.net/pl)



Indexes

[Keywords index \(http://www.jeeng.net/Keywords\)](http://www.jeeng.net/Keywords)

[Authors index \(http://www.jeeng.net/Authors\)](http://www.jeeng.net/Authors)



Copyright © 2006-2020 Bentus (<http://www.bentus.com>) All rights reserved.



(<http://www.jeeng.net/>)

---

## All issues

< (<http://www.jeeng.net/Issue-1-2018,2904>)

> (<http://www.jeeng.net/Issue-3-2018,2906>)

Volume 19, Issue 2, 2018

---

### Effect of Nanoparticles on the Performance of Solar Flat Plate Collectors

(<http://www.jeeng.net/Effect-of-Nanoparticles-on-the-Performance-of-Solar-Flat-Plate-Collectors,81163,0,2.html>)

Mohammed Hamdan (<http://www.jeeng.net/Author-Mohammed-Hamdan/74399>), Maysa Sarsour (<http://www.jeeng.net/Author-Maysa-Sarsour/74400>)


J. Ecol. Eng. 2018; 19(2):1-7

**DOI:** <https://doi.org/10.12911/22998993/81163> (<https://doi.org/10.12911/22998993/81163>)

 Abstract

 Stats

(<http://www.jeeng.net/Effect-of-Nanoparticles-on-the-Performance-of-Solar-Flat-Plate-Collectors,81163,0,2.html>)

 Article (PDF) ([http://www.jeeng.net/pdf-81163-19703?filename=Effect of Nanoparticles.pdf](http://www.jeeng.net/pdf-81163-19703?filename=Effect%20of%20Nanoparticles.pdf))

---

### Productivity Enhancement of Solar Still with PV Powered Heating Coil and Chamber Step-Wise Basin

(<http://www.jeeng.net/Productivity-Enhancement-of-Solar-Still-with-PV-Powered-Heating-Coil-and-Chamber,81238,0,2.html>)

Salah Abdallah (<http://www.jeeng.net/Author-Salah-Abdallah/74600>)

J. Ecol. Eng. 2018; 19(2):8-15

**DOI:** <https://doi.org/10.12911/22998993/81238> (<https://doi.org/10.12911/22998993/81238>)

 Abstract

 Stats

(<http://www.jeeng.net/Productivity-Enhancement-of-Solar-Still-with-PV->

## Techno-Economic Assessment of Concentrating Solar Power and Wind Hybridization in Jordan

(<http://www.jeeng.net/Techno-Economic-Assessment-of-Concentrating-Solar-Power-and-Wind-Hybridization-in,81239,0,2.html>)

Osama Ayadi (<http://www.jeeng.net/Author-Osama-Ayadi/74601>), Ishraq Alsalhen (<http://www.jeeng.net/Author-Ishraq-Alsalhen/74602>)


J. Ecol. Eng. 2018; 19(2):16–23

**DOI:** <https://doi.org/10.12911/22998993/81239> (<https://doi.org/10.12911/22998993/81239>)

 Abstract

 Stats

(<http://www.jeeng.net/Techno-Economic-Assessment-of-Concentrating-Solar-Power-and-Wind-Hybridization-in,81239,0,2.html>)

 Article (PDF) ([http://www.jeeng.net/pdf-81239-19705?filename=Techno\\_Economic.pdf](http://www.jeeng.net/pdf-81239-19705?filename=Techno_Economic.pdf))

---

## Prediction of Solar Radiation for the Major Climates of Jordan: A Regression Model

(<http://www.jeeng.net/Prediction-of-Solar-Radiation-for-the-Major-Climates-of-Jordan-A-Regression-Model,81240,0,2.html>)

Ali A. Badran (<http://www.jeeng.net/Author-Ali-Badran/74603>), Belal F. Dwaykat (<http://www.jeeng.net/Author-Belal-Dwaykat/74604>)


J. Ecol. Eng. 2018; 19(2):24–38

**DOI:** <https://doi.org/10.12911/22998993/81240> (<https://doi.org/10.12911/22998993/81240>)

 Abstract

 Stats

(<http://www.jeeng.net/Prediction-of-Solar-Radiation-for-the-Major-Climates-of-Jordan-A-Regression-Model,81240,0,2.html>)

 Article (PDF) ([http://www.jeeng.net/pdf-81240-19746?filename=Prediction of Solar.pdf](http://www.jeeng.net/pdf-81240-19746?filename=Prediction%20of%20Solar.pdf))

---

## Smart Cooling Controlled System Exploiting Photovoltaic Renewable Energy Systems

(<http://www.jeeng.net/Smart-Cooling-Controlled-System-Exploiting-Photovoltaic-Renewable-Energy-Systems,81241,0,2.html>)

Ahmad Atieh (<http://www.jeeng.net/Author-Ahmad-Atieh/74605>), Jamil Al Asfar (<http://www.jeeng.net/Author-Jamil-Al-Asfar/74606>), Nabeel Tawalbeh (<http://www.jeeng.net/Author-Nabeel-Tawalbeh/74607>), Eyas Shaqour

(<http://www.jeeng.net/Author-Eyas-Shaqour/74608>), Ibrahim Alsalhi (<http://www.jeeng.net/Author-Ibrahim-Alsalhi/74609>), Othman Istaitieh (<http://www.jeeng.net/Author-Othman-Istaitieh/74610>)



J. Ecol. Eng. 2018; 19(2):39–44

**DOI:** <https://doi.org/10.12911/22998993/81241> (<https://doi.org/10.12911/22998993/81241>)

Abstract

Stats

(<http://www.jeeng.net/Smart-Cooling-Controlled-System-Exploiting-Photovoltaic-Renewable-Energy-Systems,81241,0,2.html>)

Article (PDF) ([http://www.jeeng.net/pdf-81241-19706?filename=Smart Cooling Controlled.pdf](http://www.jeeng.net/pdf-81241-19706?filename=Smart%20Cooling%20Controlled.pdf))

---

## Radon Hazards in Relation to Elemental and Isotope Composition of the Geological Structures in the Lubelskie Voivodeship

(<http://www.jeeng.net/Radon-Hazards-in-Relation-to-Elemental-and-Isotope-Composition-of-the-Geological,81657,0,2.html>)

Lucjan Gazda (<http://www.jeeng.net/Author-Lucjan-Gazda/72329>), Bernard Połednik (<http://www.jeeng.net/Author-Bernard-Połednik/75354>), Jacek Czerwiński (<http://www.jeeng.net/Author-Jacek-Czerwiński/75355>), Krzysztof Kozak (<http://www.jeeng.net/Author-Krzysztof-Kozak/75356>), Jadwiga Mazur (<http://www.jeeng.net/Author-Jadwiga-Mazur/75357>), Dominik Grządziel (<http://www.jeeng.net/Author-Dominik-Grządziel/75358>), Marzenna Dudzińska (<http://www.jeeng.net/Author-Marzenna-Dudzińska/42000>)

J. Ecol. Eng. 2018; 19(2):45–49

**DOI:** <https://doi.org/10.12911/22998993/81657> (<https://doi.org/10.12911/22998993/81657>)

Abstract

Stats

(<http://www.jeeng.net/Radon-Hazards-in-Relation-to-Elemental-and-Isotope-Composition-of-the-Geological,81657,0,2.html>)

Article (PDF) ([http://www.jeeng.net/pdf-81657-19893?filename=Radon Hazards in Relation.pdf](http://www.jeeng.net/pdf-81657-19893?filename=Radon%20Hazards%20in%20Relation.pdf))

---

## Urban Adaptation to Climate Change Plans and Policies – the Conceptual Framework of a Methodological Approach

(<http://www.jeeng.net/Urban-Adaptation-to-Climate-Change-Plans-and-Policies-the-Conceptual-Framework-of,81658,0,2.html>)

Julianna Kiełkowska (<http://www.jeeng.net/Author-Julianna-Kiełkowska/75359>), Katarzyna Tokarczyk-Dorociak (<http://www.jeeng.net/Author-Katarzyna-Tokarczyk-Dorociak/37028>), Jan Kazak (<http://www.jeeng.net/Author-Jan-Kazak/552>), Szymon Szewrański (<http://www.jeeng.net/Author-Szymon-Szewrański/553>), Joost van Hoof (<http://www.jeeng.net/Author-Joost-van-Hoof/61693>)


J. Ecol. Eng. 2018; 19(2):50–62

**DOI:** <https://doi.org/10.12911/22998993/81658> (<https://doi.org/10.12911/22998993/81658>)

Abstract

Stats

(<http://www.jeeng.net/Urban-Adaptation-to-Climate-Change-Plans-and-Policies-the-Conceptual-Framework-of,81658,0,2.html>)

 Article (PDF) ([http://www.jeeng.net/pdf-81658-19708?filename=Urban Adaptation to.pdf](http://www.jeeng.net/pdf-81658-19708?filename=Urban%20Adaptation%20to.pdf))

---

## Study on the Development of Household Wastewater Treatment Unit

(<http://www.jeeng.net/Study-on-the-Development-of-Household-Wastewater-Treatment-Unit,81780,0,2.html>)

Ali Hadi Ghawi (<http://www.jeeng.net/Author-Ali-Ghawi/75694>)


J. Ecol. Eng. 2018; 19(2):63–71

**DOI:** <https://doi.org/10.12911/22998993/81780> (<https://doi.org/10.12911/22998993/81780>)

 Abstract

 Stats

(<http://www.jeeng.net/Study-on-the-Development-of-Household-Wastewater-Treatment-Unit,81780,0,2.html>)

 Article (PDF) ([http://www.jeeng.net/pdf-81780-19709?filename=Study on the Development.pdf](http://www.jeeng.net/pdf-81780-19709?filename=Study%20on%20the%20Development.pdf))

---

## Risk Assessment Method for Identification of Environmental Aspects and Impacts at Ore Processing Industry in Indonesia

(<http://www.jeeng.net/Risk-Assessment-Method-for-Identification-of-Environmental-Aspects-and-Impacts-at,81781,0,2.html>)

Arif Susanto (<http://www.jeeng.net/Author-Arif-Susanto/64657>), Nur Budi Mulyono (<http://www.jeeng.net/Author-Nur-Mulyono/64658>)


J. Ecol. Eng. 2018; 19(2):72–80

**DOI:** <https://doi.org/10.12911/22998993/81781> (<https://doi.org/10.12911/22998993/81781>)

 Abstract

 Stats

(<http://www.jeeng.net/Risk-Assessment-Method-for-Identification-of-Environmental-Aspects-and-Impacts-at,81781,0,2.html>)

 Article (PDF) ([http://www.jeeng.net/pdf-81781-19710?filename=Risk Assessment Method.pdf](http://www.jeeng.net/pdf-81781-19710?filename=Risk%20Assessment%20Method.pdf))

---

## Study on the Use and Composition of Bio-Charcoal Briquettes Made of Organic Waste

(<http://www.jeeng.net/Study-on-the-Use-and-Composition-of-Bio-Charcoal-Briquettes-Made-of-Organic-Waste,81782,0,2.html>)

Elanda Fikri (<http://www.jeeng.net/Author-Elanda-Fikri/64655>), Citra Sartika (<http://www.jeeng.net/Author-Citra-Sartika/75695>)

J. Ecol. Eng. 2018; 19(2):81–88

**DOI:** <https://doi.org/10.12911/22998993/81782> (<https://doi.org/10.12911/22998993/81782>)

EN (<http://www.jeeng.net/>)

PL (<http://www.jeeng.net/pl>)



Abstract

(<http://www.jeeng.net/Study-on-the-Use-and-Composition-of-Bio-Charcoal-Briquettes-Made-of-Organic-Waste,81782,0,2.html>)

Article (PDF) (<http://www.jeeng.net/pdf-81782-19711?filename=Study on the Use and.pdf>)

---

## The Impact of a Large City on Land Use in Suburban Area – the Case of Wrocław (Poland)

(<http://www.jeeng.net/The-Impact-of-a-Large-City-on-Land-Use-in-Suburban-Area-the-Case-of-Wroclaw-Poland,81783,0,2.html>)

Katarzyna Tokarczyk-Dorociak (<http://www.jeeng.net/Author-Katarzyna-Tokarczyk-Dorociak/37028>), Jan Kazak (<http://www.jeeng.net/Author-Jan-Kazak/552>), Szymon Szewrański (<http://www.jeeng.net/Author-Szymon-Szewrański/553>)

J. Ecol. Eng. 2018; 19(2):89–98

**DOI:** <https://doi.org/10.12911/22998993/81783> (<https://doi.org/10.12911/22998993/81783>)

Abstract

Stats

(<http://www.jeeng.net/The-Impact-of-a-Large-City-on-Land-Use-in-Suburban-Area-the-Case-of-Wroclaw-Poland,81783,0,2.html>)

Article (PDF) (<http://www.jeeng.net/pdf-81783-19712?filename=The Impact of a Large.pdf>)

---

## Identification of Pollution Patterns and Sources in a Semi-Arid Urban Stream

(<http://www.jeeng.net/Identification-of-Pollution-Patterns-and-Sources-in-a-Semi-Arid-Urban-Stream,81784,0,2.html>)

Vassiliki Markogianni (<http://www.jeeng.net/Author-Vassiliki-Markogianni/29350>), Evangelia Anastasopoulou (<http://www.jeeng.net/Author-Evangelia-Anastasopoulou/75696>), Alexandros Tsoupras (<http://www.jeeng.net/Author-Alexandros-Tsoupras/75697>), Elias Dimitriou (<http://www.jeeng.net/Author-Elias-Dimitriou/29166>)

J. Ecol. Eng. 2018; 19(2):99–113

**DOI:** <https://doi.org/10.12911/22998993/81784> (<https://doi.org/10.12911/22998993/81784>)

Abstract

Stats

(<http://www.jeeng.net/Identification-of-Pollution-Patterns-and-Sources-in-a-Semi-Arid-Urban-Stream,81784,0,2.html>)

Article (PDF) (<http://www.jeeng.net/pdf-81784-19713?filename=Identification of.pdf>)

---



(<http://www.jeeng.net/Analysis-and-Assesment-of-the-Wastewater-Treatment-Plant-Operation-in-the-City-of,81785,0,2.html>)

Tomasz Garbowski (<http://www.jeeng.net/Author-Tomasz-Garbowski/44143>), Jacek Wiśniewski (<http://www.jeeng.net/Author-Jacek-Wiśniewski/83542>), Aleksandra Bawiec (<http://www.jeeng.net/Author-Aleksandra-Bawiec/1024>)


J. Ecol. Eng. 2018; 19(2):114–124

**DOI:** <https://doi.org/10.12911/22998993/81785> (<https://doi.org/10.12911/22998993/81785>)

 Abstract

 Stats

(<http://www.jeeng.net/Analysis-and-Assesment-of-the-Wastewater-Treatment-Plant-Operation-in-the-City-of,81785,0,2.html>)

 Article (PDF) ([http://www.jeeng.net/pdf-81785-19714?filename=Analysis and Assesment of.pdf](http://www.jeeng.net/pdf-81785-19714?filename=Analysis%20and%20Assesment%20of.pdf))

---

## Lumbricidae Biodiversity at the Sites in Bieszczady Mountains (Poland) After 25 Years

(<http://www.jeeng.net/Lumbricidae-Biodiversity-at-the-Sites-in-Bieszczady-Mountains-Poland-After-25-Years,81786,0,2.html>)

Joanna Kostecka (<http://www.jeeng.net/Author-Joanna-Kostecka/194>), Anna Mazur-Pączka (<http://www.jeeng.net/Author-Anna-Mazur-Pączka/51401>), Grzegorz Pączka (<http://www.jeeng.net/Author-Grzegorz-Pączka/203>), Mariola Garczyńska (<http://www.jeeng.net/Author-Mariola-Garczyńska/51400>)


J. Ecol. Eng. 2018; 19(2):125–130

**DOI:** <https://doi.org/10.12911/22998993/81786> (<https://doi.org/10.12911/22998993/81786>)

 Abstract

 Stats

(<http://www.jeeng.net/Lumbricidae-Biodiversity-at-the-Sites-in-Bieszczady-Mountains-Poland-After-25-Years,81786,0,2.html>)

 Article (PDF) ([http://www.jeeng.net/pdf-81786-19762?filename=Lumbricidae Biodiversity.pdf](http://www.jeeng.net/pdf-81786-19762?filename=Lumbricidae%20Biodiversity.pdf))

---

## Biological Removal of Ammonia from Municipal Landfill Leachate (Kozodrza, Poland) at Limited Oxygen Access and Presence of Kaldnes Media

(<http://www.jeeng.net/Biological-Removal-of-Ammonia-from-Municipal-Landfill-Leachate-Kozodrza-Poland-at,81818,0,2.html>)

Justyna Koc-Jurczyk (<http://www.jeeng.net/Author-Justyna-Koc-Jurczyk/596>), Lukasz Jurczyk (<http://www.jeeng.net/Author-Lukasz-Jurczyk/6420>)

J. Ecol. Eng. 2018; 19(2):131–139

**DOI:** <https://doi.org/10.12911/22998993/81818> (<https://doi.org/10.12911/22998993/81818>)

 Stats


 Abstract

(<http://www.jeeng.net/Biological-Removal-of-Ammonia-from-Municipal-Landfill-Leachate-Kozodrza-Poland-at,81818,0,2.html>)

PL (<http://www.jeeng.net/pl>)



Removal-of-  
Ammonia-from-  
Municipal-Landfill-  
Leachate-Kozodrza-  
Poland-  
at,81818,0,2.html)

 Article (PDF) ([http://www.jeeng.net/pdf-81818-19716?filename=Biological Removal of.pdf](http://www.jeeng.net/pdf-81818-19716?filename=Biological%20Removal%20of.pdf))

---

## Biodegradation of Certain Polycyclic Hydrocarbons with *Paenbacillus alvei* and *Penicillum restrictum*


(<http://www.jeeng.net/Biodegradation-of-Certain-Polycyclic-Hydrocarbons-with-Paenbacillus-alvei-and-Penicillum,81808,0,2.html>)

Atoke O. Ogunbayo (<http://www.jeeng.net/Author-Atoke-Ogunbayo/83470>), Ogirima O. Olanipekun (<http://www.jeeng.net/Author-Ogirima-Olanipekun/83471>), Abiola H. Owoade (<http://www.jeeng.net/Author-Abiola-Owoade/83472>)


J. Ecol. Eng. 2018; 19(2):140–148

**DOI:** <https://doi.org/10.12911/22998993/81808> (<https://doi.org/10.12911/22998993/81808>)

 Abstract

 Stats

(<http://www.jeeng.net/Biodegradation-of-Certain-Polycyclic-Hydrocarbons-with-Paenbacillus-alvei-and-Penicillum,81808,0,2.html>)

 Article (PDF) ([http://www.jeeng.net/pdf-81808-19717?filename=Biodegradation of Certain.pdf](http://www.jeeng.net/pdf-81808-19717?filename=Biodegradation%20of%20Certain.pdf))

---

## The Efficiency of Strontium-90 Desorption Using Iron (III) Solutions in the Decontamination Process of Radioactive Soils

(<http://www.jeeng.net/The-Efficiency-of-Strontium-90-Desorption-Using-Iron-III-Solutions-in-the-Decontamination,81838,0,2.html>)

Olga Vladimirovna Cheremisina (<http://www.jeeng.net/Author-Olga-Cheremisina/83544>), Vasilij Sergeev (<http://www.jeeng.net/Author-Vasilij-Sergeev/52956>), Varvara Alabusheva (<http://www.jeeng.net/Author-Varvara-Alabusheva/75748>), Alexander Fedorov (<http://www.jeeng.net/Author-Alexander-Fedorov/52958>), Alexandra Iliyina (<http://www.jeeng.net/Author-Alexandra-Iliyina/52959>)


J. Ecol. Eng. 2018; 19(2):149–153

**DOI:** <https://doi.org/10.12911/22998993/81838> (<https://doi.org/10.12911/22998993/81838>)

 Abstract

 Stats

(<http://www.jeeng.net/The-Efficiency-of-Strontium-90-Desorption-Using-Iron-III-Solutions-in-the-Decontamination,81838,0,2.html>)

 Article (PDF) ([http://www.jeeng.net/pdf-81838-19801?filename=The Efficiency of.pdf](http://www.jeeng.net/pdf-81838-19801?filename=The%20Efficiency%20of.pdf))

---

# The Assessment of Alumina Production Waste Impact on Natural Water

EN (<http://www.jeeng.net/>)

PL (<http://www.jeeng.net/pl>)



(<http://www.jeeng.net/The-Assessment-of-Alumina-Production-Waste-Impact-on-Natural-Water,82267,0,2.html>)

Vladimir Sergeevich Kuznetsov (<http://www.jeeng.net/Author-Vladimir-Kuznetsov/48743>), Igor Konstantinovich Suprun (<http://www.jeeng.net/Author-Igor-Suprun/48742>)

J. Ecol. Eng. 2018; 19(2):154–158

**DOI:** <https://doi.org/10.12911/22998993/82267> (<https://doi.org/10.12911/22998993/82267>)

Abstract

Stats

(<http://www.jeeng.net/The-Assessment-of-Alumina-Production-Waste-Impact-on-Natural-Water,82267,0,2.html>)

Assessment-of-

Alumina-Production-

Waste-Impact-on-

Natural-

Water,82267,0,2.html)

Article (PDF) ([http://www.jeeng.net/pdf-82267-19802?filename=The Assessment of Alumina.pdf](http://www.jeeng.net/pdf-82267-19802?filename=The%20Assessment%20of%20Alumina.pdf))

## The Effect of Adjustable Outflow on the Fluctuations in the Level of Surface and Ground Water

(<http://www.jeeng.net/The-Effect-of-Adjustable-Outflow-on-the-Fluctuations-in-the-Level-of-Surface-and,82268,0,2.html>)

Antoni Grzywna (<http://www.jeeng.net/Author-Antoni-Grzywna/166>), Alina Kowalczyk-Juško (<http://www.jeeng.net/Author-Alina-Kowalczyk-Juško/39781>)

J. Ecol. Eng. 2018; 19(2):159–163

**DOI:** <https://doi.org/10.12911/22998993/82268> (<https://doi.org/10.12911/22998993/82268>)

Abstract

Stats

(<http://www.jeeng.net/The-Effect-of-Adjustable-Outflow-on-the-Fluctuations-in-the-Level-of-Surface-and,82268,0,2.html>)

Effect-of-Adjustable-

Outflow-on-the-

Fluctuations-in-the-

Level-of-Surface-

and,82268,0,2.html)

Article (PDF) ([http://www.jeeng.net/pdf-82268-19720?filename=The Effect of Adjustable.pdf](http://www.jeeng.net/pdf-82268-19720?filename=The%20Effect%20of%20Adjustable.pdf))

## Effect of Fluoride and Bentonite on Biochemical Aspects of Oxidative Stress in *Pisum sativum* L.

(<http://www.jeeng.net/Effect-of-Fluoride-and-Bentonite-on-Biochemical-Aspects-of-Oxidative-Stress-in-Pisum,82425,0,2.html>)

Martyna Śnioszek (<http://www.jeeng.net/Author-Martyna-Śnioszek/48618>), Arkadiusz Marcin Telesiński (<http://www.jeeng.net/Author-Arkadiusz-Telesiński/50893>), Beata Smolik (<http://www.jeeng.net/Author-Beata-Smolik/77442>), Helena Zakrzewska (<http://www.jeeng.net/Author-Helena-Zakrzewska/77443>)

J. Ecol. Eng. 2018; 19(2):164–171

**DOI:** <https://doi.org/10.12911/22998993/82425> (<https://doi.org/10.12911/22998993/82425>)

Abstract

Stats

([http://www.jeeng.net/Effect-of-Fluoride-and-](http://www.jeeng.net/Effect-of-Fluoride-and-Bentonite-on-Biochemical-Aspects-of-Oxidative-Stress-in-Pisum,82425,0,2.html)

of-Fluoride-and-

Bentonite-on-

📄 Article (PDF) ([http://www.jeeng.net/pdf-82425-19722?filename=Effect of Fluoride and.pdf](http://www.jeeng.net/pdf-82425-19722?filename=Effect%20of%20Fluoride%20and.pdf))

---

## The Use of Methane in Practical Solutions of Environmental Engineering

(<http://www.jeeng.net/The-Use-of-Methane-in-Practical-Solutions-of-Environmental-Engineering,82427,0,2.html>)

Aneta Skorek (<http://www.jeeng.net/Author-Aneta-Skorek/77446>), Renata Włodarczyk (<http://www.jeeng.net/Author-Renata-Włodarczyk/6118>)

J. Ecol. Eng. 2018; 19(2):172–178

**DOI:** <https://doi.org/10.12911/22998993/82427> (<https://doi.org/10.12911/22998993/82427>)

📄 Abstract

📊 Stats

(<http://www.jeeng.net/The-Use-of-Methane-in-Practical-Solutions-of-Environmental-Engineering,82427,0,2.html>)

📄 Article (PDF) ([http://www.jeeng.net/pdf-82427-19723?filename=The Use of Methane in.pdf](http://www.jeeng.net/pdf-82427-19723?filename=The%20Use%20of%20Methane%20in.pdf))

---

## Agricultural Biogas Plants as a Chance for the Development of the Agri-Food Sector

(<http://www.jeeng.net/Agricultural-Biogas-Plants-as-a-Chance-for-the-Development-of-the-Agri-Food-Sector,83563,0,2.html>)

Wojciech Czekala (<http://www.jeeng.net/Author-Wojciech-Czekala/6428>)

J. Ecol. Eng. 2018; 19(2):179–183

**DOI:** <https://doi.org/10.12911/22998993/83563> (<https://doi.org/10.12911/22998993/83563>)

📄 Abstract

📊 Stats

(<http://www.jeeng.net/Agricultural-Biogas-Plants-as-a-Chance-for-the-Development-of-the-Agri-Food-Sector,83563,0,2.html>)

📄 Article (PDF) ([http://www.jeeng.net/pdf-83563-19724?filename=Agricultural Biogas.pdf](http://www.jeeng.net/pdf-83563-19724?filename=Agricultural%20Biogas.pdf))

---


## Petroleum Hydrocarbon Pollution in Soil and Surface Water by Public Oil Fields in Wonocolo Sub-district, Indonesia

(<http://www.jeeng.net/Petroleum-Hydrocarbon-Pollution-in-Soil-and-Surface-Water-by-Public-Oil-Fields-in,82800,0,2.html>)

Gina Lova Sari (<http://www.jeeng.net/Author-Gina-Sari/78465>), Yulinah Trihadiningrum (<http://www.jeeng.net/Author-Yulinah-Trihadiningrum/78466>), Ni'matuzahroh Ni'matuzahroh (<http://www.jeeng.net/Author-Ni'matuzahroh-Ni'matuzahroh/78467>)

J. Ecol. Eng. 2018; 19(2):184–193


**DOI:** <https://doi.org/10.12911/22998993/82800> (<https://doi.org/10.12911/22998993/82800>)

 Abstract  
(<http://www.jeeng.net/Petroleum-Hydrocarbon-Pollution-in-Soil-and-Surface-Water-by-Public-Oil-Fields-in,82800,0,2.html>)

EN (<http://www.jeeng.net/>)

PL (<http://www.jeeng.net/pl>)

  Stats

 Article (PDF) ([http://www.jeeng.net/pdf-82800-19726?filename=Petroleum Hydrocarbon.pdf](http://www.jeeng.net/pdf-82800-19726?filename=Petroleum%20Hydrocarbon.pdf))

---

## Dynamic of Components Leachate from Experimental Fertilizers in Leaching Test

(<http://www.jeeng.net/Dynamic-of-Components-Leachate-from-Experimental-nFertilizers-in-Leaching-Test,82801,0,2.html>)


Tomasz Ciesielczuk (<http://www.jeeng.net/Author-Tomasz-Ciesielczuk/64>), Joanna Poluszyńska (<http://www.jeeng.net/Author-Joanna-Poluszyńska/48617>), Agnieszka Szewczyk (<http://www.jeeng.net/Author-Agnieszka-Szewczyk/16319>), Czesława Rosik-Dulewska (<http://www.jeeng.net/Author-Czesława-Rosik-Dulewska/73>), Monika Sporek (<http://www.jeeng.net/Author-Monika-Sporek/29205>)

J. Ecol. Eng. 2018; 19(2):194–203

**DOI:** <https://doi.org/10.12911/22998993/82801> (<https://doi.org/10.12911/22998993/82801>)

 Abstract  
(<http://www.jeeng.net/Dynamic-of-Components-Leachate-from-Experimental-nFertilizers-in-Leaching-Test,82801,0,2.html>)

 Stats

 Article (PDF) ([http://www.jeeng.net/pdf-82801-19727?filename=Dynamic of Components.pdf](http://www.jeeng.net/pdf-82801-19727?filename=Dynamic%20of%20Components.pdf))

---


## Long-Term Chemical Resistance of Ecological Epoxy Polymer Composites


(<http://www.jeeng.net/Long-Term-Chemical-Resistance-of-Ecological-Epoxy-Polymer-Composites,82802,0,2.html>)


Bernardeta Debska (<http://www.jeeng.net/Author-Bernardeta-Debska/78468>), Lech Lichołai (<http://www.jeeng.net/Author-Lech-Lichołai/41968>)

J. Ecol. Eng. 2018; 19(2):204–212

**DOI:** <https://doi.org/10.12911/22998993/82802> (<https://doi.org/10.12911/22998993/82802>)

 Abstract  
(<http://www.jeeng.net/Long-Term-Chemical-Resistance-of-Ecological-Epoxy-Polymer-Composites,82802,0,2.html>)

 Stats

 Article (PDF) ([http://www.jeeng.net/pdf-82802-19728?filename=Long\\_Term Chemical.pdf](http://www.jeeng.net/pdf-82802-19728?filename=Long_Term_Chemical.pdf))

---

## Coal Enrichment Methods by Using Microorganisms and Their Metabolites

(<http://www.jeeng.net/Coal-Enrichment-Methods-by-Using-Microorganisms-and-Their-Metabolites,82959,0,2.html>) EN (<http://www.jeeng.net/>) PL (<http://www.jeeng.net/pl>)



Małgorzata Deska (<http://www.jeeng.net/Author-Małgorzata-Deska/78802>), Marcin Głodniok (<http://www.jeeng.net/Author-Marcin-Głodniok/3893>), Krzysztof Ulfig (<http://www.jeeng.net/Author-Krzysztof-Ulfig/78803>)

J. Ecol. Eng. 2018; 19(2):213–220

**DOI:** <https://doi.org/10.12911/22998993/82959> (<https://doi.org/10.12911/22998993/82959>)

Abstract

Stats

(<http://www.jeeng.net/Coal-Enrichment-Methods-by-Using-Microorganisms-and-Their-Metabolites,82959,0,2.html>)

Article (PDF) ([http://www.jeeng.net/pdf-82959-19827?filename=Coal Enrichment Methods.pdf](http://www.jeeng.net/pdf-82959-19827?filename=Coal%20Enrichment%20Methods.pdf))

---

## Complex Processing of Phosphogypsum - a Way of Recycling Dumps with Reception of Commodity Production of Wide Application

(<http://www.jeeng.net/Complex-Processing-of-Phosphogypsum-a-Way-of-Recycling-Dumps-with-Reception-of-Commodity,83562,0,2.html>)

Denis Sergeevich Lutskiy (<http://www.jeeng.net/Author-Denis-Lutskiy/79251>), Tatiana Evgenevna Litvinova (<http://www.jeeng.net/Author-Tatiana-Litvinova/79252>), Alexandr Sergeevich Ignatovich (<http://www.jeeng.net/Author-Alexandr-Ignatovich/79253>), Igor Fialkovskiy (<http://www.jeeng.net/Author-Igor-Fialkovskiy/79254>)

J. Ecol. Eng. 2018; 19(2):221–225

**DOI:** <https://doi.org/10.12911/22998993/83562> (<https://doi.org/10.12911/22998993/83562>)

Abstract

Stats

(<http://www.jeeng.net/Complex-Processing-of-Phosphogypsum-a-Way-of-Recycling-Dumps-with-Reception-of-Commodity,83562,0,2.html>)

Article (PDF) ([http://www.jeeng.net/pdf-83562-19754?filename=Complex Processing of.pdf](http://www.jeeng.net/pdf-83562-19754?filename=Complex%20Processing%20of.pdf))

---

## A Bioremediation Study of Raw and Treated Crude Petroleum Oil Polluted Soil with *Aspergillus niger* and *Pseudomonas aeruginosa*

(<http://www.jeeng.net/A-Bioremediation-Study-of-Raw-and-Treated-Crude-Petroleum-Oil-Polluted-Soil-with,83564,0,2.html>)

Modupe Elizabeth Ojewumi (<http://www.jeeng.net/Author-Modupe-Ojewumi/75082>), Ejemen Valentina Anenih (<http://www.jeeng.net/Author-Ejemen-Anenih/83478>), Olugbenga Samson Taiwo (<http://www.jeeng.net/Author-Olugbenga-Taiwo/79256>), Bosede Temitope Adekeye (<http://www.jeeng.net/Author-Bosede-Adekeye/79257>), Olugbenga Olufemi Awolu (<http://www.jeeng.net/Author-Olugbenga-Awolu/71539>), Emmanuel Omotayo Ojewumi (<http://www.jeeng.net/Author-Emmanuel-Ojewumi/71538>)

J. Ecol. Eng. 2018; 19(2):226–235

**DOI:** <https://doi.org/10.12911/22998993/83564> (<https://doi.org/10.12911/22998993/83564>)

 Abstract

([http://www.jeeng.net/A-](http://www.jeeng.net/A-Bioremediation-Study-of-Raw-and-Treated-Crude-Petroleum-Oil-Polluted-Soil-with,83564,0,2.html)


[EN \(http://www.jeeng.net/\)](http://www.jeeng.net/)

[PL \(http://www.jeeng.net/pl\)](http://www.jeeng.net/pl)

 Stats



Bioremediation-  
Study-of-Raw-and-  
Treated-Crude-  
Petroleum-Oil-  
Polluted-Soil-  
with,83564,0,2.html)

 Article (PDF) ([http://www.jeeng.net/pdf-83564-19729?filename=A Bioremediation Study of.pdf](http://www.jeeng.net/pdf-83564-19729?filename=A%20Bioremediation%20Study%20of.pdf))

---

## The Potential of Mercury-Resistant Bacteria Isolated from Small-Scale Gold Mine Tailings for Accumulation of Mercury

(<http://www.jeeng.net/The-Potential-of-Mercury-Resistant-Bacteria-Isolated-from-Small-Scale-Gold-Mine-Tailings,83565,0,2.html>)

Umi Chasanah (<http://www.jeeng.net/Author-Umi-Chasanah/79260>), Yulia Nuraini (<http://www.jeeng.net/Author-Yulia-Nuraini/79259>), Eko Handayanto (<http://www.jeeng.net/Author-Eko-Handayanto/79258>)


J. Ecol. Eng. 2018; 19(2):236–245

**DOI:** <https://doi.org/10.12911/22998993/83565> (<https://doi.org/10.12911/22998993/83565>)

 Abstract

 Stats

(<http://www.jeeng.net/The-Potential-of-Mercury-Resistant-Bacteria-Isolated-from-Small-Scale-Gold-Mine-Tailings,83565,0,2.html>)

 Article (PDF) ([http://www.jeeng.net/pdf-83565-19735?filename=The Potential of.pdf](http://www.jeeng.net/pdf-83565-19735?filename=The%20Potential%20of.pdf))

---

## Prioritization of Land Consolidation Interventions in the Villages of Central Poland

(<http://www.jeeng.net/Prioritization-of-Land-Consolidation-Interventions-in-the-Villages-of-Central-Poland,83715,0,2.html>)

Przemysław Leń ([http://www.jeeng.net/Author-Przemysław-Leń/40471](http://www.jeeng.net/Author-Przemyslaw-Leń/40471)), Karol Noga (<http://www.jeeng.net/Author-Karol-Noga/39993>)


J. Ecol. Eng. 2018; 19(2):246–254

**DOI:** <https://doi.org/10.12911/22998993/83715> (<https://doi.org/10.12911/22998993/83715>)

 Abstract

 Stats

(<http://www.jeeng.net/Prioritization-of-Land-Consolidation-Interventions-in-the-Villages-of-Central-Poland,83715,0,2.html>)

 Article (PDF) ([http://www.jeeng.net/pdf-83715-19734?filename=Prioritization of Land.pdf](http://www.jeeng.net/pdf-83715-19734?filename=Prioritization%20of%20Land.pdf))

---

## The State of Water and Wastewater Management in the Municipalities of the Roztocze National Park

(<http://www.jeeng.net/The-State-of-Water-and-Wastewater-Management-in-the-Municipalities-of-the-Roztocze,84764,0,2.html>) EN (<http://www.jeeng.net/>) PL (<http://www.jeeng.net/pl>)



Krzysztof Józwiakowski (<http://www.jeeng.net/Author-Krzysztof-Józwiakowski/39779>), Diana Podbroźna (<http://www.jeeng.net/Author-Diana-Podbroźna/66952>), Katarzyna Kopczacka (<http://www.jeeng.net/Author-Katarzyna-Kopczacka/66953>), Magdalena Jaguś (<http://www.jeeng.net/Author-Magdalena-Jaguś/81817>), Michał Marzec (<http://www.jeeng.net/Author-Michał-Marzec/465>), Agnieszka Listosz (<http://www.jeeng.net/Author-Agnieszka-Listosz/39780>), Patrycja Pochwatka (<http://www.jeeng.net/Author-Patrycja-Pochwatka/66954>), Alina Kowalczyk-Juśko (<http://www.jeeng.net/Author-Alina-Kowalczyk-Juśko/39781>), Arkadiusz Malik (<http://www.jeeng.net/Author-Arkadiusz-Malik/66955>)

J. Ecol. Eng. 2018; 19(2):255–262

**DOI:** <https://doi.org/10.12911/22998993/84764> (<https://doi.org/10.12911/22998993/84764>)

Abstract

Stats

(<http://www.jeeng.net/The-State-of-Water-and-Wastewater-Management-in-the-Municipalities-of-the-Roztocze,84764,0,2.html>)

Article (PDF) (<http://www.jeeng.net/pdf-84764-19733?filename=The State of Water and.pdf>)

Submit your paper (<https://www.editorialsystem.com/jeeng>)

Instructions for Authors (<http://www.jeeng.net/Instructions-for-Authors,25.html>)

All issues (<http://www.jeeng.net/Archive>)

Articles in press (<http://www.jeeng.net/Online-first>)

Most read



Month Year

Impact of Municipal Solid Waste Landfill on Environment – a Case Study (<http://www.jeeng.net/Impact-of-Municipal-Solid-Waste-Landfill-on-Environment-a-Case-Study,89664,0,2.html>)

Wastewater Treatment Methods for Effluents from the Confectionery Industry – an Overview (<http://www.jeeng.net/Wastewater-Treatment-Methods-for-Effluents-from-the-Confectionery-Industry-an-Overview,112557,0,2.html>)

Assessment of Comprehensive Environmental Pollution Index of Kurichi Industrial Cluster, Coimbatore District, Tamil Nadu, India - a Case Study (<http://www.jeeng.net/Assessment-of-Comprehensive-Environmental-Pollution-Index-of-Kurichi-Industrial-Cluster,78747,0,2.html>)

Indexes







## Human Behaviour and Brain

HumanBaB is a peer-reviewed, open access, interdisciplinary and international journal.

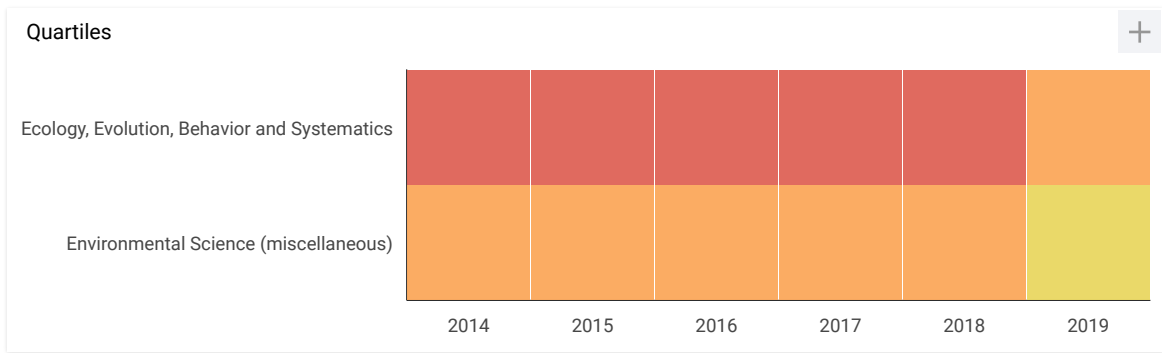
Human Behaviour and Brain
OPEN

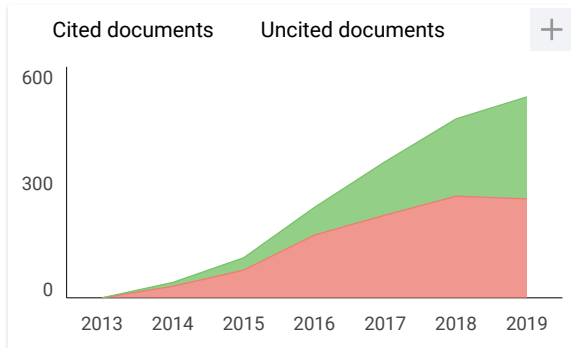
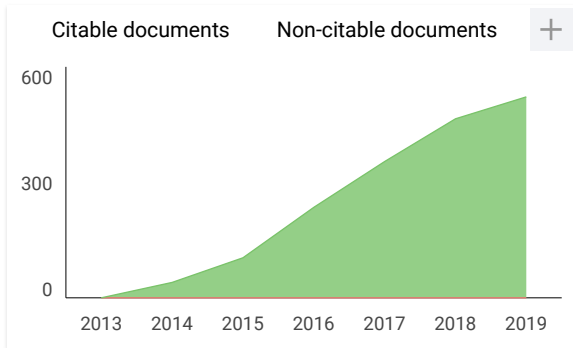
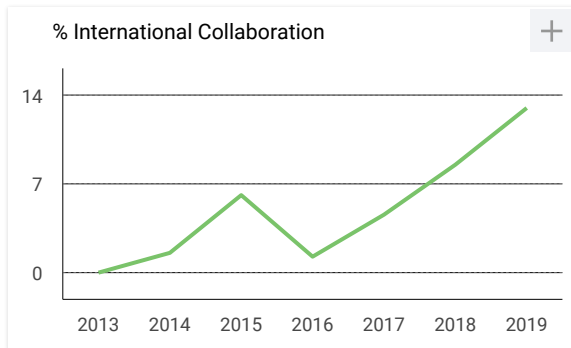
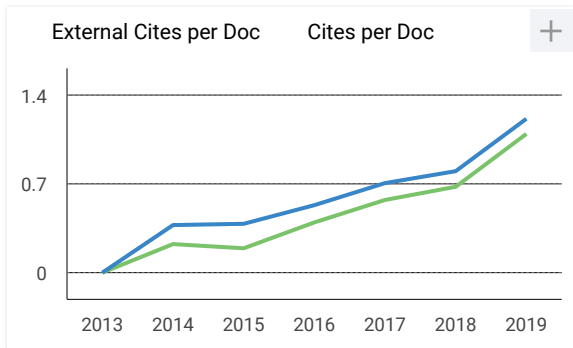
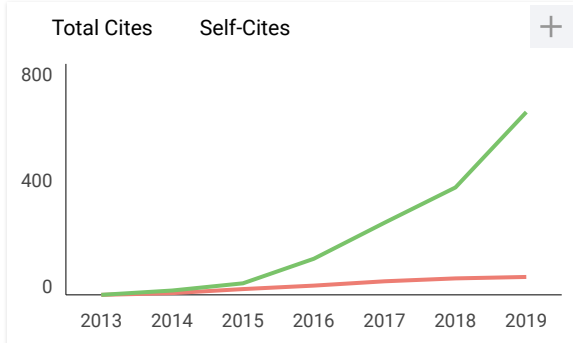
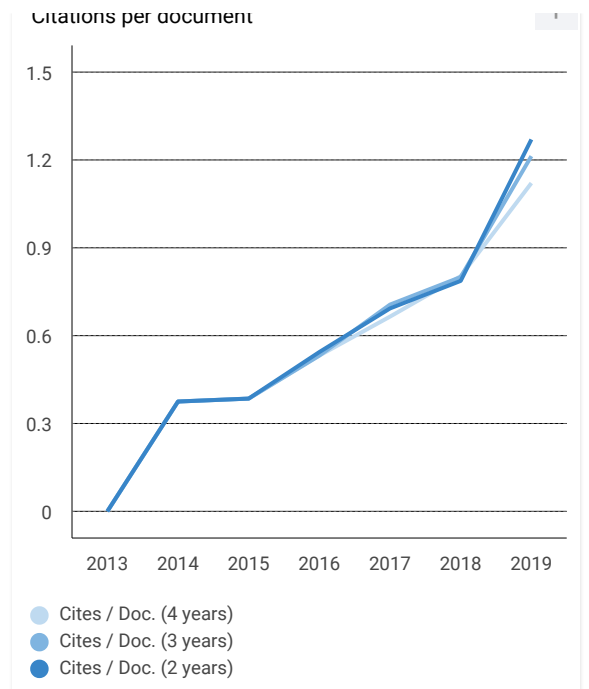
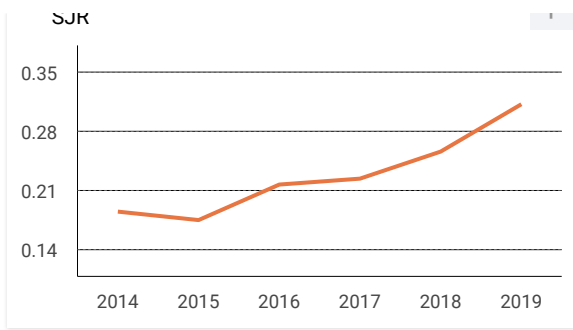
# Journal of Ecological Engineering

<b>Country</b>	Poland -  <a href="#">SJR Ranking of Poland</a>
<b>Subject Area and Category</b>	<a href="#">Agricultural and Biological Sciences</a> <a href="#">Ecology, Evolution, Behavior and Systematics</a>  <a href="#">Environmental Science</a> <a href="#">Environmental Science (miscellaneous)</a>
<b>Publisher</b>	<a href="#">Polskie Towarzystwo Inżynierii Ekologicznej</a>
<b>Publication type</b>	Journals
<b>ISSN</b>	22998993, 2081139X
<b>Coverage</b>	2013-2020
<b>Scope</b>	- Industrial and municipal waste management - Pro-ecological technologies and products - Energy-saving technologies - Environmental landscaping - Environmental monitoring - Climate change in the environment - Sustainable development - Processing and usage of mineral resources - Recovery of valuable materials and fuels - Surface water and groundwater management - Water and wastewater treatment - Smog and air pollution prevention - Protection and reclamation of soils - Reclamation and revitalization of degraded areas - Heavy metals in the environment - Renewable energy technologies - Environmental protection of rural areas - Restoration and protection of urban environment - Prevention of noise in the environment - Environmental life-cycle assessment (LCA) - Simulations and computer modeling for the environment
	<a href="#">Homepage</a> <a href="#">How to publish in this journal</a> <a href="#">Contact</a>   <a href="#">Join the conversation about this journal</a>

# 14

H Index





**Journal of Ecological Engineering**

Q2 Environmental Science (miscellaneous) best quartile

SJR 2019 0.31

powered by scimagojr.com

← Show this widget in your own website

Just copy the code below and paste within your html code:

```
<a href="https://www.scimagojr.com" style="color: blue; text-decoration: underline;">https://www.scimagojr.com
```

See discussions, stats, and author profiles for this publication at: <https://www.researchgate.net/publication/323494020>

# Petroleum Hydrocarbon Pollution in Soil and Surface Water by Public Oil Fields in Wonocolo Sub-district, Indonesia

Article · March 2018

DOI: 10.12911/22998993/82800

CITATIONS

4

READS

1,322

3 authors:



Gina Lova Sari

Universitas Singaperbangsa Karawang

14 PUBLICATIONS 22 CITATIONS

[SEE PROFILE](#)



Yulinah Trihadiningrum

Institut Teknologi Sepuluh Nopember

45 PUBLICATIONS 259 CITATIONS

[SEE PROFILE](#)



Ni'matuzahroh Ni'matuzahroh

Airlangga University

52 PUBLICATIONS 143 CITATIONS

[SEE PROFILE](#)

Some of the authors of this publication are also working on these related projects:



Utilization of Organic Waste for Biosurfactant Production Substrate by Hydrocarbonoclastic Bacteria [View project](#)



Composting of Rumen Content Waste Using Anaerobic-anoxic-oxic (A2/o) System [View project](#)

## Petroleum Hydrocarbon Pollution in Soil and Surface Water by Public Oil Fields in Wonocolo Sub-district, Indonesia

Gina Lova Sari<sup>1,2\*</sup>, Yulinah Trihadiningrum<sup>1</sup>, Ni'matuzahroh<sup>3</sup>

<sup>1</sup> Department of Environmental Engineering, Faculty of Civil Engineering, Environment, and Geoscience, Institut Teknologi Sepuluh Nopember, Surabaya 60111, Indonesia

<sup>2</sup> Faculty of Engineering, Universitas Singaperbangsa Karawang, Teluk Jambe Timur, Karawang 41361, Indonesia

<sup>3</sup> Department of Biology, Faculty of Science and Technology, Airlangga University, Surabaya 60115, Indonesia

\* Corresponding author's e-mail: [ginalovasari@gmail.com](mailto:ginalovasari@gmail.com)

### ABSTRACT

Public crude oil fields in Wonocolo sub-district were active from 1942 until now and have inadequately operated. The aims of this research were to measure the level of total petroleum hydrocarbon (TPH) pollution and their distribution in soil and surface water at the Wonocolo public crude oil fields. Twelve composite soil samples were collected from uncontaminated and contaminated sites of old well (OW), transportation line (T), and refinery area (R) at the depths of 0–30 cm, 30–60 cm, and 60–90 cm. The composite surface water sample was obtained from two points with different distances from the river side. TPH from soil and surface water samples were extracted using soxhlet and gravimetric method. Quantification of TPH was performed using Fourier Transform Infrared (FT-IR) Spectrometer. From the results of this study, it was concluded that soils and surface water are contaminated by TPH of 119.80–107,190  $\mu\text{g/g}$  and 211,025.73  $\mu\text{g/L}$ , respectively. TPH is clearly located in the upper of 0–30 cm depth at OW, T, and R sites (52,328.14–107,189.63  $\mu\text{g/g}$ ). These concentrations exceeded the soil quality standard of TPH and classified as category A for human hazard risk. The findings from this study show that there are considerable health risks which are potentially poisonous to humans in the local area. We recommend that remediation could be conducted using biological methods to reduce TPH pollution level.

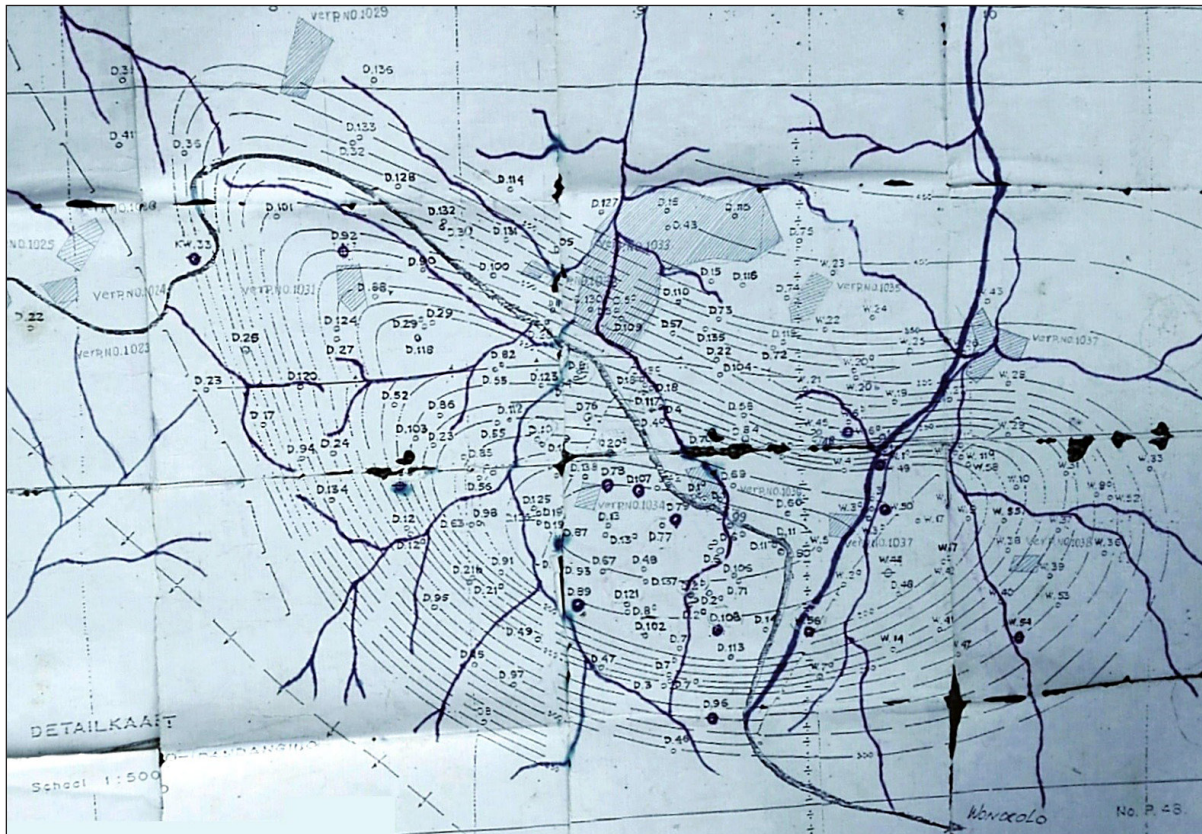
**Keywords:** human risk, soil pollution, surface water contamination, total petroleum hydrocarbon, public crude oil fields.

### INTRODUCTION

Public crude oil fields were found in Indonesia. The largest one is located in Wonocolo sub-district, Bojonegoro. In Wonocolo, public crude oil fields area is 11.37 km<sup>2</sup> and it has been managed by local community that utilize the old wells of Dutch colonial period [Marwoto 2010, Naumi and Trilaksana 2015]. Some researchers reported that there were 35–44 active old wells which produced 25.77–50,00 m<sup>3</sup>/day of crude oil [Handrianto et al. 2012].

Crude oil was discovered by Adrian Stoop in 1893 at Wonocolo sub-district. It became the first crude oil exploration and exploitation point

of Dutch Government [Naumi and Trilaksana 2015]. The oil drilling point at that time is shown in Figure 1. In 1942, the exploration activities at Wonocolo sub-district were taken over by the Japanese Government. After Indonesia gained independence in 1945, the management of the mining activities was transferred to the National Oil Mining Company from 1948 to 1987. Afterwards, the management was handed over to exploration and production unit (UEP) at Pertamina III according to Mining and Energy Ministry Decree No. 0177. Since then, Pertamina UEP III has collaborated with the local community to manage the exploitation activities in Wonocolo public oil fields [Marwoto 2010].



**Figure 1.** Crude oil drilling points during Dutch Governance period at Wonocolo sub-district

The depth of crude oil wells ranged between 200–400 m but they could be utilized only for 50–150 m, because of the limited capabilities of the truck and slick line engines which are only able to pull a thimble full with crude oil at these depths [Marwoto 2010]. The thimble is a steel-shaped pipe with a valve at the end. When the thimble is lifted to the surface, the valve would open and crude oil would spray out. Then, crude oil would be going down into a pond and separated with carried water using a small container manually. Most of the crude oil is collected to the collecting station and would be shipped to Pertamina for processing into fuel. In addition, some of the crude oil is simply refined by heating on an underground fireplace for 6 hours to form half-boiled oil. The people call it 'heavy solar', and it could be used as fuel for truck's engine, fishing boat, or agricultural equipment [Marwoto 2010, Naumi and Trilaksana 2015]. The process of crude oil exploitation in Wonocolo public mining is presented in Figure 2.

Utilization of simple equipment with insufficient procedures during crude oil exploitation activities increases the spills potential [William et al. 2005, Alinnor and Nwachukwu 2013,

Pinedo et al. 2013], which could contaminate the soil and surface water at mining area (Fig. 2). The contamination caused ecological damage of soil and surface water, because it contains petroleum hydrocarbons, measured as total petroleum hydrocarbons (TPH), which were toxic, mutagenic, and carcinogenic [Liu et al. 2012, Wang 2011]. TPH consists of aliphatic and aromatic hydrocarbons that are composed of  $C_{5-35}$  chains with various structural carbon atom configurations. The more complex the atomic structure is, the more hydrophobic the hydrocarbon compounds would be [William et al. 2005]. It made the TPH became hardly degradable for microorganisms and persistent in soil and water [Nicolotti and Egli 1998, Chorom and Hosseini 2011., Das and Chandran 2011].

On the basis of the impact to environment, US-EPA [U.S. Environmental Protection Agency 2009] classified TPH as a priority pollutant. Several states and countries such as Texas, Louisiana, Colorado, Michigan, and Indonesia determine the maximum limit of TPH in soil as 10,000.00  $\mu\text{g/g}$  [Agency for Toxic Substances and Disease Registry 1999, Hamilton and Sewell 1999, Indonesian Environment



Figure 2. Crude oil exploitation facility in Wonocolo public oil fields in April 2017

Ministry Decree 2003] but there is no specific standard for the surface water [Akropido and Onianwa 2015]. An earlier study [Handrianto et al. 2012] has reported that the soil at Wonocolo public oil fields has been polluted because it contains high concentration of TPH reaching 41,200.00  $\mu\text{g/g}$ . Although the soil has been polluted, the investigation of TPH distribution and pollution level in soil and surface water has been unknown until now. The aims of this research were to determine the pollution level and migration of TPH in soil and surface water at Wonocolo public crude oil fields. It is necessary to determine the required cleaning-up levels and to suggest remediation alternatives to minimize the risk [Riccardi et al. 2013].

## MATERIALS AND METHODS

### Soil and surface water sample collection

The soil samples were collected in April 2017 from three contaminated sites, according to the crude oil exploitation activities. Those were old wells (OW), transportation line (T), and refinery (R) areas. A soil sample was also collected from the uncontaminated site (C). The location of the soil sampling is presented in Figure 3. 114 soil samples were taken from the depths of 0–30 cm, 30–60 cm, and 60–90 cm at all sampling location. Rocks and other particles were removed from soil samples and mixed to make twelve composite samples, then transferred to HDPE containers [Margesin and Schinner 2005].

Meanwhile, two surface water samples were collected from a nearby river intersection at Wonocolo public oil fields area (see Fig. 3). According to Indonesian National Standard No. 6989.57 [Indonesian National Standard 2008],

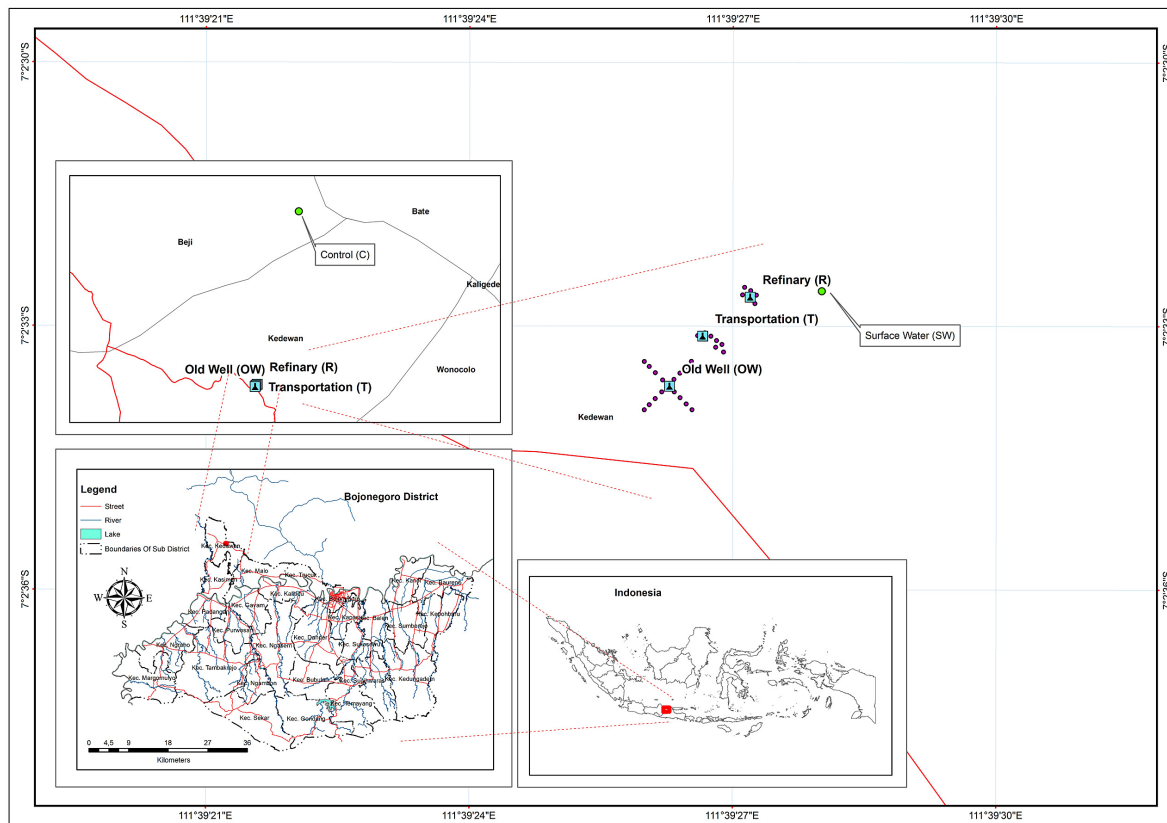
the water samples were taken from the middle part of river depth, at different distances from the river side using sterile glass bottles. The samples were mixed to obtain a composite sample, and placed in sterile glass bottle. All samples were stored at 4°C in the dark and transported to the laboratory [Margesin and Schinner 2005, Indonesian National Standard 2008].

### Soil physicochemical analysis

The physicochemical characteristics of soil were required because it was affected by the presence of TPH [Abdel-Moghny et al. 2012]. Texture, porosity, and permeability coefficient of soil were determined by ASTM D422–90; D2216–80 and D854–00, respectively [Indonesian National Standard 1990, 2002, 2008]. The carbon and nitrogen (C/N) ratio was measured by calculation of total nitrogen [Walkley and Black 1934] with organic carbon content [ASTM 2011].

### TPH Analysis

Prior to conducting analysis, the soil samples were homogenized and sieved through a 2-mm mesh sieve, and then stored in a refrigerator at 4°C. Twelve grams of homogenous soil samples were extracted in duplicate using soxhlet method with 120 mL hexane (Merck, Germany), following the standard of APHA-AWWA and WEF No. 5520D [APHA-AWWA-WEF 2005]. Extraction was also performed for surface water sample (500 mL) by adding 100 mL of hexane separated by a separating funnel, in accordance with the standard No. 5520B by APHA AWWA and WEF APHA-AWWA-WEF 2005]. In order to obtain the hydrocarbon extract, silica gel (Merck, Germany) was added into crude oil extracts to remove water and polar



**Figure 3.** Soils and surface water sampling location in Wonocolo public crude oil fields

compounds. The crude oil extracts were stirred for 5 minutes using magnetic stirrer and separated by filter paper (Whatman No. 42). Then, the hydrocarbon extracts were evaporated using water bath and concentrated to 1 mL according to APHA-AWWA and WEF standard No. 5520F [APHA-AWWA-WEF 2005].

The hydrocarbon extract was used for TPH analysis which was performed using FT-IR spectrometer (Thermo Scientific™ Nicolet iS5). The absorbance was recorded at  $2930\text{ cm}^{-1}$ , according to ASTM D7066–4 [ASTM 2011] and reached the hydrocarbon peaks. The measurement was performed by internal calibration method and TPH analysis was observed by comparison of their peaks with standards. All samples were analyzed in triplicate to ensure precision and accuracy of the analytical method with error rate and recovery efficiency between 5–15% and 80–95%, respectively. The procedural blank was determined by going through the extraction and clean-up procedures using glass beads instead of a soil sample. The results indicated that they were generally low and posed no problem to the analytical quantification.

## RESULTS AND DISCUSSION

### Physicochemical characteristics of soil

The characteristics of soil from four sampling locations at all depths are listed in Table 1. The results showed that soil pH was in neutral range of 6.60–7.20. It is similar to soil pH in one of China's oil fields of 6.80–8.20 that were reported by Wang et al. [2011]. These values indicated that crude oil spill can affect the soil pH balance. Cation exchange [Ying et al. 2013, Sari et al. 2016], as described by Osuji et al. [2006] resulted in that the cations in soil such as  $\text{Ca}^{2+}$  and  $\text{Mg}^{2+}$  have been able to exchange with anions and then created a pH balance.

Crude oil spills also affect the C/N ratio of soil. As shown in Table 1, various values were obtained in the analysis of soil C/N ratio; the highest was found in OW (35.07) and R (25.85) at 0–30 cm depth. Then, C/N ratio value at OW and R decreased initially as the depth increased (see Table 1). The high C/N ratio was caused by crude oil accumulation at the upper layer due to continuous spillage [Iwegbue et al. 2003, Abioye 2011, Kurnaz and Büyükgüngör 2016]. Further-

**Table 1.** Physicochemical characteristics of Wonocolo public crude oil fields soil

Soil(s) source	Parameters					
	pH	C/N ratio	Soil texture	Permeability (cm/min)	Porosity (%)	Saturation degree (%)
<b>OW</b>						
0–30 cm	6.60	35.07	Silty clay	5.12E-10	53.09	67.74
30–60 cm	7.20	31.86		2.74E-11	55.33	64.53
60–90 cm	6.90	23.54		1.29E-10	56.36	68.62
<b>T</b>						
0–30 cm	7.00	9.72		3.44E-08	57.50	62.77
0–30 cm	7.00	10.42	Silty clay	7.26E-08	58.07	61.23
30–60 cm	7.00	10.30		1.39E-09	56.92	67.69
<b>R</b>						
0–30 cm	6.90	25.85	Silty clay	4.79E-10	52.74	73.49
30–60 cm	7.00	16.61		5.69E-10	52.75	69.91
60–90 cm	7.20	14.28		9.09E-11	52.65	71.14
<b>C</b>						
0–30 cm	7.00	11.49	Silty clay	3.47E-10	55.22	53.18
30–60 cm	7.00	13.47		9.00E-08	58.88	53.5
60–90 cm	7.00	11.38		2.39E-08	55.58	70.25

more, Abioye et al. [2011] described that crude oil has long carbon chains, which would affect the carbon content in the soil. In contrast, T has lower C/N ratio because slightly oil spills occurred while C was an uncontaminated soil.

Crude oil accumulation in the upper layer of soil is influenced by the soil texture. According to the USDA standard, the soils were classified as silty clay with low permeability ( $2.39 \cdot 10^{-8}$  to  $9.09 \cdot 10^{-11}$  cm/min) although the porosity was high between 52.65–58.88%. High porosity might reduce the soil permeability due to the pores clogging by crude oil [Abosede 2013]. This is explained by the fact that the physical characteristics of soil could affect the contamination of crude oil.

### Concentration and migration of TPH in soils

TPH concentration in twelve composite soil samples collected from Wonocolo public oil fields were varied, as listed in Table 2. TPH concentration in OW soil at the depths of 0–30 cm, 30–60 cm, and 60–90 cm were the highest, i.e. 107,189.63; 7,006.71; and 4,529.14  $\mu\text{g/g}$ , respectively. High concentration of TPH also found in R soil that were 76,752.46; 839.61; and 559,87  $\mu\text{g/g}$  for the depths of 0–30 cm, 30–60 cm, and 60–90 cm, respectively. Similarly to C/N ratio value, the high concentration at both soils was also caused by numerous oil spills that could be seen through the degree of saturation. In accor-

dance with Hardiyatmo [2012], the values of saturation degree that ranged from 64.53 to 73.49% were classified as high humidity. High concentration of TPH is also due to petroleum hydrocarbon that could be associated with sorbed organic matter in the soil [Abdel-Moghny et al. 2012]. At the same depths, the following TPH concentrations in T soil were obtained: 52,328.14; 2,256.30; and 1,919.19  $\mu\text{g/g}$ . In contrast, the lowest concentrations were observed in soil C, in total of 159.94; 119.80; and 139.87  $\mu\text{g/g}$ , respectively.

The results showed that the top soil (0–30 cm) contained high concentration of TPH (52,328.14 to 107,189.63  $\mu\text{g/g}$ ). Compared to the maximum limit of TPH in soil of 10,000  $\mu\text{g/g}$ , it could be concluded that the topsoil at three soil sampling locations were polluted. Lower limit concentration of TPH presented by environmental guidelines and standards for the petroleum industry in Nigeria was 5,000  $\mu\text{g/g}$  [DPR 2002]. Therefore, the pollution was found at OW (0–30 and 30–60 cm), T (0–30 cm), and R (0–30 cm) soils. If the Mexican legislation limit of TPH was 2,000  $\mu\text{g/g}$  [Iturbe et al., 2008] is taken into account, then polluted soil was found at OW (all depths), T (0–30 cm and 30–60 cm), and R (0–30 cm). On the other hand, the Italian regulation set a lowest maximum limit of TPH by 50  $\mu\text{g/g}$  [Riccardi et al., 2013], which indicated OW, T, R, and C areas from the surface up to 90 cm below are completely polluted. Soil C containing TPH might



**Table 2.** TPH concentration in crude oil contaminated soils

Soil depth (cm)	Concentration ( $\mu\text{g/g}$ )										
	Wonocolo public crude oil fields				Crude oil fields on river states of Nigeria	Shell marginal crude oil pipeline at south Niger Delta, Nigeria	Crude oil exploitation site at Yellow River Delta, Shandong province, China	Crude oil spill site in Liaohe oil field, Liaoning province, China	Crude oil spill site in Batman, Southeast Anatolia of Turkey		
	OW	T	R	C							
0–15	107,189.6	52,328.1	76,752.5	159.94	73.17–1534.66	11 $\pm$ 6 to 402 $\pm$ 3	9 to 289 $\pm$ 3	-	-	-	
0–30					-	9 $\pm$ 13 to 337 $\pm$ 5	11 to 413 $\pm$ 7	-	11,400–21,800	-	
0–50	-	-	-	-	80.15–1438.00	-	-	-	-	-	
30–60	7,006.71	2,256.30	839.61	119.80	-	13 $\pm$ 7 to 184 $\pm$ 9	13 to 178 $\pm$ 11	-	-	-	
60–90	4,529.14	1,919.19	559.87	139.87	-	-	-	-	-	-	
50–100	-	-	-	-	-	-	-	-	-	-	
No specific depth	-	-	-	-	-	-	-	18,000.0	-	48,300.0	
Reference					Alinnor and Nwachukwu 2013	Okop et al. 2013	Okop et al. 2012	Wang et al. 2011a	Xu and Liu 2010	Kurnaz and Büyükgüngör 2016	

be caused by hydrocarbon deposition from the air, due to its semi-volatile characteristics.

As shown in Table 2, TPH concentration in soils has decreased as the depth increased that might be affected by low soil permeability [Iwegbue et al. 2003]. Low permeability of soil was an advantage, as crude oil has low potential migration and risk of groundwater contaminated [O'Reilly et al. 2001]. The statement was supported by oil vertical transport prediction in OW area using Raoult's Law [Trihadiningrum 2016] that crude oil takes up to 2.8 million years to reach the depth of 2 m below the topsoil. These calculations used the value of permeability, porosity, density from OW properties (see Table 1), and distribution coefficient of crude oil was 0.90 m<sup>3</sup>/kg [Rios et al. 2015].

Table 2 shows that petroleum hydrocarbon concentration from crude oil which contaminated soil in present work is significantly higher than these of other studies. For example, in Nigeria it was found several sites that have been contaminated by TPH to 1,534.66  $\mu\text{g/g}$  [Okop et al. 2012, 2013]. Higher concentrations have been found in some areas in China and Turkey, ranging from 11,400 up to 21,800  $\mu\text{g/g}$  [Xu and Liu 2010.] and 48,300  $\mu\text{g/g}$  [Kurnaz and Büyükgüngör 2016], respectively. Contamination of TPH in soil that has been reported was caused by crude oil spills and leaks which continuously occurred for long periods of time. The abundance of crude oil in the soil

made the TPH hardly degraded through the metabolic process of microorganisms because the half-life in the soil ranges between 12–298 days [Park and Park 2010].

### Soil pollution levels in Wonocolo public crude oil fields

In Indonesia [Indonesian Government Regulation 2014], TPH pollution levels are divided into several categories, i.e. A (40,000  $\mu\text{g/g}$ ), B (5000  $\mu\text{g/g}$ ), C (1000  $\mu\text{g/g}$ ). US-EPA [U.S. Environmental Protection Agency 2009] also classifies the TPH pollution levels into three categories: A, B, and C with different concentration of  $\geq 40,000$ ; 10,000–40,000; and 1,000–10,000  $\mu\text{g/g}$ , respectively. Meanwhile, pollution category in New Jersey and several European countries like Netherland and Spain are seriously contaminated soil by 5,000  $\mu\text{g/g}$  TPH [VROM 2012, NJDEP 2008]. The comparison of soil pollution level in Wonocolo crude oil public mining with several categories is listed in Table 3.

Pollution of TPH at Wonocolo public crude oil fields reaches the highest level at 0–30 cm depth (see Table 3), which were classified as seriously contaminated and the highest hazard for humans (category A). According to [Indonesian Government Regulation 2014, VROM 2012], category A means the remediation is required to reduce the hazard level of TPH until the concentration is permitted to be disposed at a landfill or other licensed facility (catego-

**Table 3.** TPH soil pollution level

Soil(s) source	TPH pollution level							
	Indonesian Government regulation No. 101 [2014].			US-EPA [2009]			Netherland [VROM 2012]	New Jersey [NJDEP 2008]
	A	B	C	A	B	C	Serious	
	40,000 µg/g	4,000 µg/g	1,000 µg/g	<40,000 µg/g	10,000–40,000 µg/g	1,000–10,000 µg/g	5000 µg/g	
<b>OW</b>								
0–30 cm	√	-	-	√	-	-	√	
30–60 cm	-	√	-	-	-	√	√	
60–90 cm	-	√	-	-	-	√	-	
<b>T</b>								
0–30 cm	√	-	-	√	-	-	√	
30–60 cm	-	-	√	-	-	√	-	
60–90 cm	-	-	√	-	-	√	-	
<b>R</b>								
0–30 cm	√	-	-	√	-	-	√	
30–60 cm	-	-	-	-	-	-	-	
60–90 cm	-	-	-	-	-	-	-	
<b>C</b>								
0–30 cm	-	-	-	-	-	-	-	
30–60 cm	-	-	-	-	-	-	-	
60–90 cm	-	-	-	-	-	-	-	

ry B and C). Thus, the remediation process at Wonocolo public crude oilfields could be performed on topsoil to prevent further crude oil percolation into soil and also to avoid TPH and soil matrix interaction that can cause higher pollution loads. Indonesian Environment Ministry Decree No. 128 [Indonesian Environment Ministry Decree 2003] suggest that remediation for TPH polluted soil less than 150,000 µg/g could be conducted through a biological process such as composting.

#### TPH-polluted soil potential risk to human health

The information on toxicity of TPH-polluted soil is important for the human health exposure in Wonocolo public crude oil fields, but it has been unknown until now. According to Park and Park [2010], the TPH potential exposure pathways to human are through inhalation and dermal contact with soil. Furthermore, the DPR [Department of Petroleum Resources 2002] stated that TPH toxicity in soil has established the concentration exceeding 1,000 µg/g. The standard could be used as a reference to evaluate the human health risk for TPH polluted soil in Wonocolo public crude oil mining.

Pinedo et al. [2013] described that there was a correlation between TPH concentration and potential human health risks. As listed in Table 2, TPH concentration in OW (all depths), T (all depths), and R soils (0–30 cm) was found to be higher from the standard indicating that it carried human health risk, such as the carcinogenic potential [Park and Park 2010].

#### Concentration of TPH in surface water

TPH concentration from a surface water sample that was collected from a small river in Wonocolo public crude oil mining was 211,025.73 µg/L. The result suggested that TPH contamination is caused by crude oil spills and residue disposal to the river from drilling and refinery activities, respectively. Crude oil was released to water and formed a layer at the surface. This situation would inhibit the diffusion of oxygen (presented in Figure 4). The limitation of oxygen in water cause anoxic-anaerobic condition to form. Under the anoxic-anaerobic conditions, TPH degradation by microorganism metabolic process became limited. In addition, the half-life of TPH in water ranging from 4 up to 226 days, caused an accumulation [Park and Park 2010].



**Figure 4.** Surface water condition at Wonocolo public crude oil fields on April 2017

TPH concentration in the surface water was higher than in several studies at other locations. Olufemi et al. [2011] reported that TPH concentration at Ubeji River, Warri, Nigeria was 73,500.00  $\mu\text{g/L}$ . Daniel and Nna [2016] also reported that Cross River Estuary, Niger Delta has slightly lower concentration of TPH ranging between 13,161.81 to 24,854.62  $\mu\text{g/L}$ . A similar concentration of TPH was found by Clinton et al. [2009] in oil-polluted mangrove wetland in the Niger Delta of 23,600.00  $\mu\text{g/L}$ . Lower concentration of TPH was reported by Akporido and Onianwa [2015] in Esi River, Western Niger Delta that ranged from 2,510.00 up to 5,630.00  $\mu\text{g/L}$ .

Until now, TPH limit standard regulation for surface water could not be found in Indonesia or other countries. The regulation is only available for selected waters. DPR [Department of Petroleum Resources 2002] recommendation for TPH concentration in groundwater was 600.00  $\mu\text{g/L}$ . Furthermore, Van der Leeden et al. [1990] reported that TPH limit concentration for recreational water was 5,000.00  $\mu\text{g/L}$ . All standards were below the TPH concentration in surface water at Wonocolo crude oil public mining, indicating that it is polluted. Thus, the water was not recommended for use.

## CONCLUSION

The public crude oil mining activities in Wonocolo sub-district have caused TPH pollution in soil and surface water. The highest TPH concentration in OW, T, and R soil samples were observed at the depth of 0–30 cm (52,328.14 – 107,189.63  $\mu\text{g/g}$ ) because they had very low permeability of  $3.44 \cdot 10^{-8}$  to  $2.74 \cdot 10^{-11}$  cm/s.

This result confirmed that these sites were polluted by TPH and classified as highest hazard level (category A) which means the top soils needed a remediation. The remediation can be conducted using a biological method. Meanwhile, the concentration of TPH in surface water was high, amounting to 211,025.73  $\mu\text{g/L}$ . There was no standard for TPH concentration in surface water, thus the level of contamination was unknown.

## Acknowledgment

The authors gratefully thank the Research and Public Service of the Sepuluh Nopember Institute of Technology for the Postgraduate Research Grant, Contract No. 899/PKS/ITS/2017 and the Research and Public Service of Universitas Singaperbangsa Karawang, Contract No. 0890/SP2H/UN64/V/2017, which made this study to work out. We also wish to thank Mr. Aditya N. Rakhmad, Mr. Suhendra A. Putra, Ms. Rizkiy A. Barakwan and Ms. Nurul Afiqah Hafiludin from Institut Teknologi Sepuluh Nopember and Universiti Brunei Darussalam for their support during the crude oil contaminated soil sampling process.

## REFERENCES

1. Abdel-Moghny Th., Mohamed R.S.A., El-Sayed E., Aly M.S., Snousy M.G. 2012. Effect of Soil Texture on Remediation of Hydrocarbons-Contaminated Soil at El-Minia District, Upper Egypt. *ISRN Chem. Eng.*, 1–3.
2. Abioye O.P. 2011. Biological Remediation of Hydrocarbon and Heavy Metals Contaminated Soil. In: *Soil Contamination* [Internet]. Intech: MSc. Simone Pascucci (Ed.); 2011 [cited 27 July 2017]. Available from: <https://www.intechopen.com>.

- com/books/soil-contamination/biological-remediation-of-hydrocarbon-and-heavy-metals-contaminated-soil.
3. Abosede E.E. 2013. Effect of Crude Oil Pollution on some Soil Physical Properties. *IOSR-JAVS.*, 6(3), 14–17.
  4. Agency for Toxic Substances and Disease Registry (ATSDR). 1999. Toxicological Profile for Total Petroleum Hydrocarbons (TPH). U.S. Department of Health and Human Services, Public Health Service. Atlanta.
  5. Akropido S.O., Onianwa P.C. 2015. Heavy Metals and Total Petroleum Hydrocarbon Concentration in Surface Water of Esi River, Western Niger Delta. *Res. J. Environ. Sci.*, 9(2), 88–100.
  6. Alinnor I.J., Nwachukwu M.A. 2013. Determination of Total Petroleum Hydrocarbon in Soil and Groundwater Samples in Some Communities in Rivers State, Nigeria. *J. Environ. Chem. Ecotoxicol.*, 5(11), 292–297.
  7. APHA-AWWA-WEF. 2005. Standard Methods for the Examination of Water and Wastewater. American Public Health Association, Washington.
  8. ASTM D7066–04. 2011. Standard Test Method for dimer/trimer of chlorotrifluoroethylene (S-316) Recoverable Oil and Grease and Nonpolar Material by Infrared Determination. ASTM International. West Conshohocken, PA.
  9. Chorom M., Hosseini S.S. 2011. Bioremediation of Crude Oil-Polluted Soil by Sewage Sludge. *Pedologist*, 294–301.
  10. Clinton H.I., Ujagwung W.U., Horsfall M. 2009. Evaluation of Total Hydrocarbon Levels in Some Aquatic Media in An Oil Polluted Mangrove Wetland in The Niger Delta. *Appl. Ecol. Environ. Res.*, 7(2), 111–120.
  11. Daniel I.E., Nna P.J. 2016. Total Petroleum Hydrocarbon Concentration in Surface Water of Cross River Estuary, Niger Delta, Nigeria. *Asian J. Environ. Ecol.*, 1(2), 1–7.
  12. Das N., Chandran P. 2011. Microbial Degradation of Petroleum Hydrocarbon Contaminants: An Overview. *Biotech. Res. Inter.*, 1–13.
  13. Department of Petroleum Resources (DPR). 2002. Environmental Guidelines and Standards for the Petroleum Industry in Nigeria (EGASPIN). Department of Petroleum Resources. Lagos.
  14. Hamilton W.A., Sewell H.J. 1999. Technical Basis for Current Soil Management Level of Total Petroleum Hydrocarbons. *Proceeding of Sixth Annual International Petroleum Environmental Conference*, 1–13.
  15. Handrianto P, Rahayu Y.S., Yuliani Y. 2012. The Bioremediation as Solution of Hydrocarbon Contaminated Soil (In Indonesian). *Proc. Chemical National Conference*, 22–30.
  16. Hardiyatmo H.C. 2012. *Mekanika Tanah I Ed. 4* (In Indonesian). Gajah Mada University Press, Yogyakarta.
  17. Indonesian Environment Ministry Decree No. 128. 2003. Procedures and Technical Requirements of Biologically Treatment for Oil and Earth Wastewater Contaminated by Petroleum. Ministry of Environment. Jakarta.
  18. Indonesian Government Regulation No. 101. 2014. Hazardous Waste Management (In Indonesian). Jakarta.
  19. Indonesian National Standard No. 03–1965.1. 1990. Test Methods for Water Content in Soils by Speedy (In Indonesian). Department of National Standardization, Jakarta.
  20. Indonesian National Standard No. 03–6874. 2002. Test Method of Clay Dispersive Characteristic by Double Hydrometer (In Indonesian). National Standardization Agency of Indonesia, Jakarta.
  21. Indonesian National Standard No. 03–1964. 2008. Testing Method for Specific Gravity of Soils (In Indonesian). National Standardization Agency of Indonesia, Jakarta.
  22. Indonesian National Standard No. 6989.57. 2008. Water and waste water-Part 57: Sampling Method for Surface Water (In Indonesian). National Standardization Agency of Indonesia, Jakarta.
  23. Iturbe R., Castro A., Perez G., Flores C., Torres L.G. 2008. TPH and PAH Concentrations in the Subsoil of Polyduct Segments, Oil Pipeline Pumping Stations, and Right-of-Way Pipelines from Central Mexico. *Environ. Geol.*, 8, 1785–1795.
  24. Iwegbue C.M.A., Williams E.S., Nwajei G.E. 2003. Characteristic Levels of Total Petroleum Hydrocarbon in Soil Profiles of Automobile Mechanics Waste Dumps. *Inter. J. Soil. Sci.*, 3(1), 48–51.
  25. Kurnaz S.U., Büyükgüngör H. 2016. Bioremediation of Total Petroleum Hydrocarbons in Crude Oil Contaminated Soils Obtained from Southeast Anatolia. *Acta. Biologica. Turcica.*, 29(2), 57–60.
  26. Liu J., Liu G., Zhang J., Yin H., Wang R. 2012. Occurrence and Risk Assessment of Polycyclic Aromatic Hydrocarbons in Soil from the Tiefa Coal Mine District, Liaoning, China. *J. Environ. Monit.*, 14(10), 2634–2642.
  27. Margesin F., Schinner F. 2005. *Manual of Soil Analysis: Monitoring and Assessing Soil Bioremediation*. Springer, German.
  28. Marwoto M. 2010. Problem analysis and Strategy of Old Wells Management in Cepu Block (In Indonesian). Case Study: Crude Oil Mine in Wonocolo Village, Bojonegoro. Master. Thesis. Institut Pertanian Bogor, Indonesia.
  29. Naumi R.H., Trilaksana A. 2015. Traditional Oil Mining at Wonocolo Sub-district, Kedewan, Bo-

- jonegoro District in 1970–1987 (In Indonesian). AVATARA, 3(1);136–146.
30. New Jersey Department of Environmental Protection Site Remediation Program (NJDEP). 2008. Guidance on the Human Health Based and Ecologically Based Soil Remediation Criteria for Number 2 Fuel Oil and Diesel Fuel Oil, New Jersey, United States of America
  31. Nicolotti G., Egli S. 1998. Impact on the Mycorrhizosphere and on the Revegetation Potential of Forest Trees. *Environ. Poll.*, 99, 37–43.
  32. O'Reilly K.T., Magaw R.I., Rixey WG. 2001. Predicting the Effect of Hydrocarbon and Hydrocarbon-Impacted Soil and Groundwater. API's Soil & Groundwater Technical Task Force. API Publication No. 14.
  33. Okop I.J., Bassey C.E., Okorie F.S. 2013. Chemometric Determination of Chemical and Physical Assortment of Total Hydrocarbons Within Crude Oil Spilled Soil. *Inter. Res. J. Nat. Sci.*, 1(2), 23–33.
  34. Okop I.J., Okorie F.S., Obadimu C.O. 2012. Quantitative Evaluation of the Spatial Distribution and Penetration of Liquid Hydrocarbons in Petroleum Spilled Soil. *GARJEST*, 1(6), 152–161.
  35. Olufemi A.G., Tunde E.O., Temitope A.O. 2011. Determination of Total Petroleum Hydrocarbons and Heavy Metals in Surface Water and Sediment of Ubeji River, Warri, Nigeria. *Bioremediation, Biodiversity, and Bioavailability*, 5(1), 46–51.
  36. Osuji L.C., Egbuson E.J., Ojinnaka C.M. 2006. Assessment and Treatment of Hydrocarbon Inundated Soils Using Inorganic Nutrient (NPK) Supplements: II. A Case Study of Eneka Oil Spillage in Niger Delta, Nigeria. *Environ. Monit. and Assess.*, 115(1), 265–278.
  37. Park I-S., Park J-W. 2010. A Novel Total Petroleum Hydrocarbon Fractionation Strategy for Human Health Risk Assessment for Petroleum Hydrocarbon-Contaminated Site Management. *J. Hazard. Mater.*, 179, 1128–1135.
  38. Pinedo J., Ibáñez R., Irabien Á. 2013. Assessment of Soil Pollution Based on Total Petroleum Hydrocarbons and Individual Oil Substances. *J. Environ. Manage.*, 130, 72–79.
  39. Riccardi C., Di Fillipo P., Pomata D., Di Basilio M., Spicaglia S., Buiarelli F. 2013. Identification of Hydrocarbon Sources in Contaminated Soils of Three Industrial Areas. *Sci. Total Environ.*, 450–451, 13–21.
  40. Rios S., Katusich O., Nudelman N. 2015. Organic Cosolvent Effect on the Estimation of the Solubility of Oil Residues in Soil. *Molecules*, 5, 340–341.
  41. Sari G.L., Mizwar A., Trihadiningrum Y. 2016. Soil pH Effect for Polycyclic Aromatic Hydrocarbon (PAH) Biodegradation Process from Coal Contaminated Soil (In Indonesian). *Jurnal Teknologi*, 8(1), 31–38.
  42. Trihadiningrum Y. 2016. Hazardous Waste Management (In Indonesian). Teknosain, Yogyakarta.
  43. U.S. Environmental Protection Agency (US-EPA). 2009. Soil Hazard Categorization and Management. Industrial Waste Resource Guidelines (IWRG). EPA Victoria.
  44. Van der Leeden F., Troise F.L., Todd D.K. 1990. *The Water Encyclopedia*, 2nd Edition. CrC Press, Boca Raton.
  45. VROM (Dutch Ministry of Housing, Spatial Planning and the Environment). 2012. Soil Remediation Circular 2009. Ministry of Housing, Spatial Planning and the Environment, The Hague.
  46. Walkley A., Black I.A. 1934. An examination of the Degtjareff Method for Determining Soil Organic Matter and a Proposed Modification of the Chromic Acid Titration Method. *Soil Sci.*, 29–38.
  47. Wang Z., Wu Y., Zhao J., Li F., Gao D., Xing B. 2011. Remediation of Petroleum Contaminated Soils Through Composting and Rhizosphere Degradation. *J. Hazard. Mater.*, 190, 677–685.
  48. Wang, Y., Jiang, F., Qianxin, L., Xianguo, L., Xiaoyu, W., Guoping, W. 2011. Effects of Crude Oil Contamination on Soil Physical and Chemical Properties in Momoge Wetland in China. *Chin. Geogra. Sci.*, 23(6), 708–715
  49. William S.D., Ladd D.E., Farmer J.J. 2005. Fate and Transport of Petroleum Hydrocarbons in Soil and Ground Water at Big South Fork National River and Recreation Area, Tennessee and Kentucky, 2002–2003. U.S Geological Survey, Reston, Virginia.
  50. Xu Y., Liu M. 2010. Bioremediation of Crude Oil-Contaminated Soil: Comparison of Different Biostimulation and Bioaugmentation Treatments. *J. Hazard. Mater.*, 183, 395–401.
  51. Ying W., Jiang F., Qianxin L., Xianguo L., Xiaoyu W., Guopin W. 2013. Effects of Crude Oil Contamination on Soil Physical and Chemical Properties in Momoge Wetland of China. *Chin. Geogra. Sci.*, 23(6), 708–715.