

Ecology, Environment and Conservation Editorial Advisory Board

Chief Editor

Prof.(Dr.) R.K.Trivedy, Pune, India

EDITORIAL ADVISORY BOARD

- | | |
|--|--|
| 1. Dr. Teresa Ferreira, Portugal | 19. Dr. A. Olawale, Nigeria |
| 2. Dr. Michael Ukwuru, Nigeria | 20. Dr. Ing. Agr. Mario Ridardo Sabbatini, Argentina |
| 3. Dr. Moses Inbaraj, Chennai | 21. Dr. Philip C. Reid, U.K. |
| 4. Dr. D.J. Lee, Taiwan | 22. Dr. Mohd. Yusuf, Malaysia |
| 5. Dr. Christial Paul P.delacruz, Phillipnes | 23. Dr. Oswaldo A. Feernandez, Argentina |
| 6. Dr. T. Bahorun, Mauritius | 24. Dr. Ms. Mirela Tulik, Warsaw, Poland |
| 7. Dr. Linda Blackwell, Australia | 25. Dr. L.L. Chukwu, Nigeria |
| 8. Dr. G. Zellner, Netherlands | 26. Dr. Azni Idris, UPM, Malaysia |
| 9. Dr. Wilson S. Tisera, Kupang, Indonesia | 27. Dr. Vikas Sharma, J&K, India |
| 10. Dr. M.F. Hamoda, Kuwait | 28. Dr. Amresh Chandra Pandey, Jharkhand, India |
| 11. Dr. H.A.Abrahamse, South Africa | 29. Prof.(Dr.) Agoes Soegianto, Indonesia |
| 12. Dr. Arulmozhiyal R., Salem | 30. Dr. A.K. Panigrahi, Berhampur, India |
| 13. Dr. Hassan Ibrahim Ali, Sudan | 31. Dr. Ahmed El Mahmoudi, Saudi Arabia |
| 14. Dr. A.R.Ghosh, Burdwan, India | 32. Dr. Seyed Mohammad Tajbakhsh, Iran |
| 15. Prof. M. Zaman, Bangladesh | 33. Dr. Amin L. Setyo, Indonesia |
| 16. Dr. Marcantonio Bragdin, Venice, Italy | 34. Dr. Francis Gbogbo, Ghana |
| 17. Dr. Z. Fuat Topark, Turkey | 35. Dr. S. Shabanlou, Iran |
| 18. Dr. Z. Li. Bonn, Germany | |

[Back to EEC Journal Details](#)

Ecology, Environment and Conservation Journal Papers

Issue: Vol 26, June Suppl. Issue, 2020

THE IMPACT OF RODENT MANAGEMENT ON RICE YIELDS IN FOUR DIFFERENT LOWLAND IRRIGATED AREAS IN INDONESIA

Nur Aini Herawati

[Get Abstract](#)[Get Paper](#)

THE EFFECT OF IBA AND ETHEPON ON GROWTH AND SAPONIN CONTENT OF TALINUM PANICULATUM GAERTN. ADVENTITIOUS ROOT IN VITRO

Nindi Novia Erin, Junairiah and Yosephine Sri Wulan Manuhara

[Get Abstract](#)[Get Paper](#)

THE FRESHWATER FISHES AND SPECIES STATUS OF PEAT LAND AREAS IN CENTRAL KALIMANTAN, INDONESIA

Haryono and Gema Wahyudewantoro

[Get Abstract](#)[Get Paper](#)

POTENTIAL OF ENDEMIC AND NATIVE FISH FROM MANINJAU LAKE, WEST SUMATRA, INDONESIA AS A NUTRITIONAL SOURCE

Djamhuriyah S. Said, Novi Mayasari and Tjandra Chrismadha

[Get Abstract](#)[Get Paper](#)

SURVIVAL AND GROWTH OF ACROPORA MILLEPORA CORAL FRAGMENTS TRANSPLANTED IN TURBID WATER OF SEPULU, BANGKALAN – MADURA

Farid Kamal Muzaki, Dian Saptarini, Isabella Rahma Azizah, Inna Kartika Sari and Alif Tian Edo Pramono

[Get Abstract](#)[Get Paper](#)

STRUCTURE OF FISH COMMUNITIES IN AREA OF BUOYANT FISH ATTRACTOR IN LAKE MANINJAU

Syahroma Husni Nasution, Octavianto Samir, Rahmi Dina, Gadis Sri Haryani and Nofdianto

[Get Abstract](#)[Get Paper](#)

ABUNDANCE AND COMPOSITION OF POTENTIAL FOOD ITEMS OF WHALE SHARK (RHINCODON TYPUS SMITH, 1828) IN PROBOLINGGO WATERS, EAST JAVA PROVINCE

Mohammad Mukhlis Kamal, Diena Ardania and M Tri Hartanto

[Get Abstract](#)[Get Paper](#)

THE SYNTHESIS OF WATER HYACINTH CELLULOSE ACETATE MEMBRANE AS A MEMBRANE SYNTHESIS TO FILTER CARBON MONOXIDE (CO) GAS FROM MOTOR VEHICLE EXHAUST

Search Articles

Journal Issues

[Vol 26, Aug Suppl. Issue, 2020](#)
[Vol 26, Issue 2, 2020](#)
[Vol 26, June Suppl. Issue, 2020](#)
[Vol 26, April Suppl. Issue, 2020](#)
[Vol 26, Issue 1, 2020](#)
[Vol 26, Feb Suppl. Issue, 2020](#)
[Vol 25, Issue 4 2019](#)
[Vol 25, Issue 3 2019](#)
[Vol 25, Nov Suppl. Issue, 2019](#)
[Vol 25, Sept Suppl. Issue, 2019](#)
[Vol 25, Aug Suppl. Issue, 2019](#)
[Vol 25, July Suppl. Issue, 2019](#)
[Vol 25, Issue 2 2019](#)
[Vol 25, May Suppl. Issue, 2019](#)
[Vol 25, April Suppl. Issue, 2019](#)
[Vol 25, Issue 1 2019](#)
[Vol 24, Issue 4 2018](#)
[Vol 24, Issue 3 2018](#)
[Vol 24, Issue 2 2018](#)
[Vol 24, Issue 1 2018](#)
[Vol 24, March Suppl. Issue 2018](#)
[Vol 24, Feb. Suppl. Issue 2018](#)
[Vol 23, Issue 4, 2017](#)
[Vol 23, Nov. Suppl. Issue 2017](#)
[Vol 23, Sept. Suppl. Issue 2017](#)
[Vol 23, Issue 2, 2017](#)
[Vol 23, Issue 3, 2017](#)
[Vol 23, Issue 1, 2017](#)
[Vol 23, Feb 2017 Suppl. Issue](#)
[Vol 22, Dec 2016 Suppl. Issue](#)
[Vol 22, Issue 4, 2016](#)
[Vol 22, Sept. Suppl. Issue, 2016](#)
[Vol 22, Issue 3, 2016](#)
[Vol 22, June Suppl. Issue 2016](#)
[Vol 22, Issue 2, 2016](#)
[Vol 22, April Suppl. Issue 2016](#)
[Vol 22, Issue 1, 2016](#)
[Vol 21, Issue 4, 2015](#)
[Vol 21 Dec. 2015 Suppl. Issue](#)
[Vol 21 Nov. 2015 Suppl. Issue](#)
[Vol 21, Issue 3, 2015](#)
[Vol 21, Issue 2, 2015](#)
[Vol 21 Suppl. Issue August 2015](#)
[Vol 21. Suppl. Issue June 2015](#)
[Vol 21, Issue 1, 2015](#)
[Supplement Issue, Dec. 2014](#)

EMISSIONS BASED ON EICHHORNIA CRASSIPES CELLULOSE ACETATE

Aurista Miftahatul Ilmah, Dyah Hikmawati and Siswanto

[Get Abstract](#)

[Get Paper](#)

BOVINE HYDROXYAPATITE EXTRACTION FROM COW BONE WASTE AS RAW MATERIAL FOR BONE SCREW

Aniek Setiya Budiadin, Dyah Hikmawati, Samirah, Toetik Aryani, Wenny P.N., Profnika Munasir, Oky Savitri Zaini and Dinda Citra Aprilia

[Get Abstract](#)

[Get Paper](#)

THE POTENTIAL OF YEAST ISOLATED FROM AGRICULTURAL SOIL IN ATRAZINE DEGRADATION NUR HIDAYATUL ALAMI, ASY SYIFA ULLIMA FIRDAUSA, NENGAH DWIANITA KUSWYASARI, ENNY

Zulaika, Triono Bagus Saputro and Maya Shovitri

[Get Abstract](#)

[Get Paper](#)

ASSESSMENT OF WATER QUALITY IN MANGROVE RESTORATION AREA BASED ON PLANKTON DIVERSITY INDEX IN PANGANDARAN, SOUTHERN COAST OF WEST JAVA, INDONESIA

Tri Dewi Kusumaningrum Pribadi, Archie Sultan Eka Buana, Muhammad Agung Triyudha, Raden Wandha Humaira and Nenci Hariyadi

[Get Abstract](#)

[Get Paper](#)

POTENCY OF BIODIESEL FROM SEDIMENT OF COAGULATION FLOCCULATION- SEDIMENTATION PROCESS USING MORINGA OLEIFERA AS COAGULANT

Syahidun Najih M.E., Taufan Rasuda, Ni'matuzahroh, Agus Supriyanto, Dwi Ratri Mitha Isnadina and Nur Indradewi Oktavitri

[Get Abstract](#)

[Get Paper](#)

FISH DIVERSITY AS BIO INDICATOR OF DOWNSTREAM POLLUTION IN THE SURABAYA RIVER AND JAGIR RIVER

Muhammad Fadhil Mirza Rasyad, Angghy Widyanti, Nofalia Pebriani, Siti Fadliyah, Rojaunnajah Kartika Ainiyah, Windi Nur Pratama, Aditya Januar Putra, Verina Wahyunindita, Holy Ichda Wahyuni, Eka Putra Dewangga and Alfiah Hayati

[Get Abstract](#)

[Get Paper](#)

BLOOD CELLS AS BIOMARKERS OF KOI (CYPRINUS CARPIO) INFECTED BY MYXOBOLUS SP. WITH TREATMENT OF DIFLUBENZURON IN THE WATER CULTURE OF QUALITY

Uun Yanuhar, Kurnia Susilowati, Nur Sakinah Junirahma, Nico Rahman Caesar and Muhammad Musa

[Get Abstract](#)

[Get Paper](#)

IMMOBILIZATION OF ACTIVATED CARBON ON ALGINATE BEADS AS DECOLORIZATION AGENT AND ITS CHARACTERIZATION FOR BLACK LIQUOR WASTEWATER

Ajeng Arum Sari, Andreas, Fathmasari Fitrianingasih, Muhammad Nurdin and Adelia Anju Asmara

[Get Abstract](#)

[Get Paper](#)

REDUCING THE GREENHOUSE GAS EMISSION FROM PALM OIL INDUSTRY

Muhammad Ansori Nasution, Erwinsyah, Ayu Wulandari and Henny Lydiasari

[Get Abstract](#)

[Get Paper](#)

[Special Issue-2014](#)

[Vol.20, Issue 4, 2014](#)

[Vol.20, Issue 3, 2014](#)

[Vol.20, Issue 2, 2014](#)

[Vol.20 Issue 01, 2014](#)

[Vol.19 Issue 04, 2013](#)

[Vol.19 Issue 03, 2013](#)

[Vol.19, Issue 02, 2013](#)

[Vol.19, Issue 01, 2013](#)

[Vol.18, Issue 04, 2012](#)

[Vol.18, Issue 3, 2012](#)

[Vol.18, Issue 2, 2012](#)

[Vol.18, Issue 1, 2012](#)

[Vol.17, Issue 4, 2011](#)

[Vol.17, Issue 3, 2011](#)

[Vol.17, Issue 2, 2011](#)

[Vol.17, Issue 1, 2011](#)

[Vol.16, Issue 4, 2010](#)

[Vol.16, Issue 3, 2010](#)

[Vol.16, Issue 2, 2010](#)

[Vol.16, Issue 1, 2010](#)

[Vol.15, Issue 04, 2009](#)

[Vol.15, Issue 03, 2009](#)

[Vol.15, Issue 02, 2009](#)

[Vol.15, Issue 1, 2009](#)

[Vol.14, Issue 04, 2008](#)

[Vol.14, Issue 2-3, 2008](#)

[Vol.14, Issue 2-3, 2008](#)

[Vol.14, Issue 1, 2008](#)

[Vol.14, Issue 2-3, 2008](#)

[Vol.13, Issue 04, 2007](#)

[Vol.13, Issue 2, 2007](#)

[Vol.13, Issue 1, 2007](#)

[Vol.12, Issue 4, 2006](#)

[Vol.12, Issue 3, 2006](#)

[Vol.12, Issue 2, 2006](#)

[Vol.12, Issue 1, 2006](#)

[Vol.12, Issue 01, 2006](#)

[Vol.11, Issue 3,4, 2005](#)

[Vol.11, Issue 2, 2005](#)

[Vol.11, Issue 1, 2005](#)

[Vol.10, Issue 04, 2004](#)

[Vol.10, Issue 03, 2004](#)

[Vol.10, Issue 02, 2004](#)

[Vol.10, Issue 01, 2004](#)

[Vol.09, Issue 04, 2003](#)

[Vol.09, Issue 03, 2003](#)

[Vol.09, Issue 02, 2003](#)

[Vol.08, Issue 04, 2002](#)

[Vol.08, Issue 03, 2002](#)

[Vol.08, Issue 01, 2002](#)

[Vol.07, Issue 04, 2001](#)

[Vol.07, Issue 03, 2001](#)

[Vol.07, Issue 02, 2001](#)

[Vol.07, Issue 01, 2001](#)

[Vol.06, Issue 04, 2000](#)

[Vol.06, Issue 03, 2000](#)

[Vol.06, Issue 02, 2000](#)

[Vol.06, Issue 01, 2000](#)

[Vol.05, Issue 04, 1999](#)

[Vol.05, Issue 03, 1999](#)

[Vol.05, Issue 02, 1999](#)

[Vol.05, Issue 01, 1999](#)

[Vol.04, Issue 1,2, 1998](#)

[Vol.03, Issue 3,4, 1997](#)

VERMICOMPOSTING PROCESS OF MIXED FOOD WASTE AND BLACK SOLDIER FLY LARVAE COMPOSTING RESIDUE BY USING EUDRILUS EUGENIAE

Arseto Yekti Bagastyo and Kurniawan Soesanto

[Get Abstract](#)

[Get Paper](#)

OIL SLUDGE BIOREMEDIATION USING BIOPILE WITH ADDITION OF SAWDUST

Aziz Purnomo Hakim, Wiwit Sri Yuliasuti, Nadia Safira, Nur Indradewi Oktavetri, Agus Supriyanto, Fatimah1, Hanif Yuliani and Ni'matuzahroh

[Get Abstract](#)

[Get Paper](#)

THE EFFECT OF MOLASSES BIOSTIMULATION ON PERTAMINA BALONGAN OIL SLUDGE BIODEGRADATION USING BIOSLURRY REACTOR

Wiwit Sri Yuliasuti, Aziz Purnomo Hakim, Nadia Safira, Agus Supriyanto, Fatimah, Hanif Yuliani3, and Ni'matuzahroh

[Get Abstract](#)

[Get Paper](#)

OIL SLUDGE BIODEGRADATION USING BIOPILE REACTOR WITH ADDITIONS OF MICROBIAL CONSORTIUM, BULKING AGENT AND INORGANIC NUTRIENT

Nadia Safira, Wiwit Sri Yuliasuti, Aziz Purnomo Hakim, Agoes Soegianto, Fatimah, Sri Sumarsih, Hanif Yuliani and Ni'matuzahroh

[Get Abstract](#)

[Get Paper](#)

OPTIMIZATION OF THE COAGULATION FLOCCULATION PROCESS OF BENOWO LANDFILL USING POLY ALUMINUM CHLORIDE AND CHITOSAN

Ipung Fitri Purwanti, Harmin Sulistyany Titah, Bieby Voijant Tangahu, Sarwoko Mangkoedihardjo, Mahdiyah Anes, Rizki Mona Syawlia and Hassimi Abu Hassan

[Get Abstract](#)

[Get Paper](#)

THE ROLE OF ANNONA SPP PHILOGENI TREE DNA IN THE DEVELOPMENT OF NATURAL MATERIAL DRUGS

Hamidah, Thin Soedarti1 and Mulyadi Tanjung

[Get Abstract](#)

[Get Paper](#)

EFFECTS OF CO 60 GAMMA RAY IONIZING RADIATION EXPOSURE ON THE VARIABILITY OF ADENIUM OBESUM GROWTH

Suryani D. Astuti, Wahlia F. Fina, Win Darmanto, Hery Purnobasuki, Nurul Fitriyah and Fadli Ama

[Get Abstract](#)

[Get Paper](#)

EXPLORATION OF BOVINE BONE WASTE AS SOURCE OF BOVINE HYDROXYAPATITE SYNTHESIS AND ITS COMPOSITE WITH GELATIN-HYDROXYPROPYLMETHYL CELLULOSE AS INJECTABLE BONE SUBSTITUTE

Aniek Setiya Budiadin, Dyah Hikmawati, Alfian Pramudita Putra, Siswanto, Samirah, Toetik Aryani, Wenny P.N. and Novitasari

[Get Abstract](#)

[Get Paper](#)

THE EFFECTS OF ORGANIC WASTE (WATER HYACINTH, BANANA ROOT, FISHBONE AND CHICKEN EGG SHELL) AS THE LIQUID ORGANIC FERTILIZER ON THE SOYBEAN PRODUCTION

Jajuk Herawati, Indarwati, Koesriwulandari and Pratiwi Dwi Karjati

[Get Abstract](#)

[Get Paper](#)

[Vol.03, Issue 01, 1997](#)

[Vol.02, Issue 1,2, 1996](#)

[Vol.01, Issue 14, 1995](#)

Looking for Past Issues?

[Click here to get them!!](#)

IN VITRO STUDY: THE ADDITION OF ELICITOR CARBOHYDRATES AGAINST THE ACCUMULATION OF ANTHOCYANIN ON A CALLUS DRAGON FRUIT

Indarwati, Sri Arijanti, Jajuk Herawati, Ristani W. Inti and Primawan P. Nugrahadi

[Get Abstract](#)

[Get Paper](#)

THE EFFECT OF WUNGU LEAF EXTRACT (GRAPTOPHYL LUMPICTUM (L.) GRIFF) AGAINST VAGINAL WALL THICKNESS AND COLLAGEN DENSITY IN THE OVARECTOMIZED MICE (MUS MUSCULUS)

Listijani Suhargo, Siti Richa Isnaini and Dwi Winarni

[Get Abstract](#)

[Get Paper](#)

DIETARY SUPPLEMENTS OF HERBS AND LACTIC ACID BACTERIA TO IMPROVE THE QUALITY OF FISH SPERM EXPOSED TO MERCURY

Alfiah Hayati, Fazrin Nur Rohmi, Nur 'Aini Fikriyah, Alfira Fairuzus Saba, Tri Nurhariyati, Agus Supriyanto and Adamu Ayubu

[Get Abstract](#)

[Get Paper](#)

THE DIFFERENCE OF PERCENTAGE REMOVAL EFFICIENCY OF HEAVY METAL PB (II) IN LEACHATE BY SKELETONEMA SP. IMMOBILIZED

Eli Puspitasari, Eko Prasetyo Kuncoro, Tini Surtiningsih, Nur Indradewi Oktavetri and Thin Soedarti

[Get Abstract](#)

[Get Paper](#)

REMOVAL EFFICIENCY OF CD (II) IN LANDFILL LEACHATE BY IMMOBILIZED SKELETONEMA SP.

Indana Nuzuliyah Rahmawati, Eko Prasetyo Kuncoro¹, Tini Surtiningsih, Nur Indradewi Oktavetri and Thin Soedarti

[Get Abstract](#)

[Get Paper](#)

REMOVAL EFFICIENCY OF TOTAL CHROMIUM IN LEACHATE FROM LANDFILL USING IMMOBILIZED SKELETONEMA SP.

Tabitha Primawidanti Kurniawan, Eko Prasetyo Kuncoro, Tini Surtiningsih, Nur Indradewi Oktavetri and Thin Soedarti

[Get Abstract](#)

[Get Paper](#)

PREVALENCE AND INCIDENCE OF WHITE SYNDROME IN ECHINOPORA LAMELLOSA CORAL AT NATURE RESERVE PULAU SEMPU, MALANG, INDONESIA

Rosdianto¹, Oktiyas Muzaky Luthfi, Elda Pebrizayanti, Andik Isdianto, Muhammad Arif Asadi, Moch Affandi and Trisnadi Widyaleksono Catur Putranto

[Get Abstract](#)

[Get Paper](#)

EMERGING OF WHITE SYNDROME IN ECHINOPORA LAMELLOSA AT NATURE RESERVE PULAU SEMPU, INDONESIA

Rosdianto, Oktiyas Muzaky Luthfi, Elda Pebrizayanti, Andik Isdianto, Muhammad Arif Asadi, Trisnadi W. C. Putranto and Moch Affandi

[Get Abstract](#)

[Get Paper](#)

LEVELS OF PARASITEMIA AND TNF- α EXPRESSION IN MICE (MUS MUSCULUS) LIVER CELLS INFECTED WITH PLASMODIUM BERGHEI AFTER ADMINISTRATION WITH THE FLESH FRUIT EXTRACT OF PHALERIA MARCOCARPA

Anatje Joningsi Pattipeilohy, Pieter Kakisina, Hermalina Sinay, Moch Affandi and Trisnadi Widyaleksono Catur Putranto

[Get Abstract](#)

[Get Paper](#)



IJENS Journals

IJENS publisher SCOPUS - indexed; Call For Papers

ijens.org

OPEN

Ecology, Environment and Conservation

Country [India](#) - [SJR Ranking of India](#)

Subject Area and Category [Agricultural and Biological Sciences](#)
[Ecology, Evolution, Behavior and Systematics](#)

[Environmental Science](#)
[Ecology](#)
[Nature and Landscape Conservation](#)

Publisher [EM International](#)

Publication type Journals

ISSN 0971765X

Coverage 1997-2019

Scope Published Quarterly Since 1995. Ecology, Environment and Conservation is published in March, June, September and December every year. ECOLOGY, ENVIRONMENT AND CONSERVATION is one of the leading International environmental journal. It is widely subscribed in India and abroad by Institutions and Individuals in education and research as well as by Industries, Govt. Departments and Research Institutes.

[Homepage](#)

[How to publish in this journal](#)

[Contact](#)

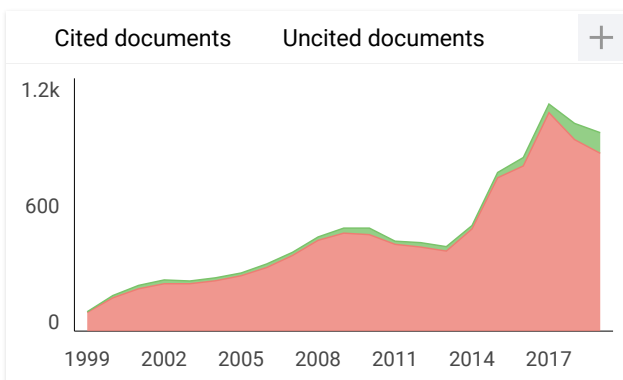
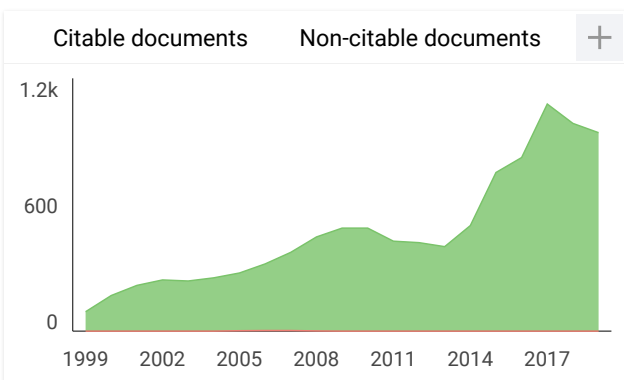
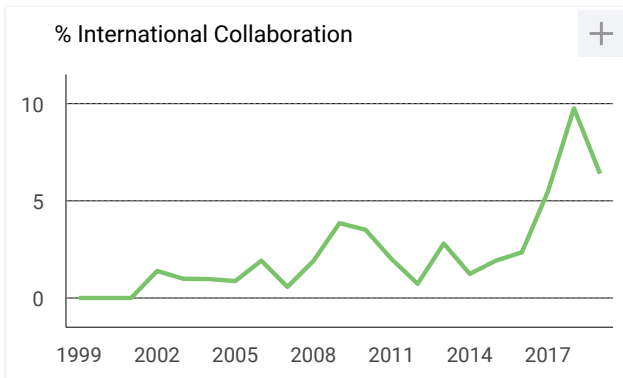
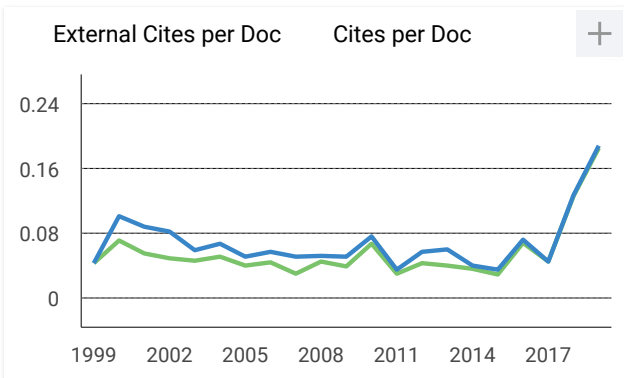
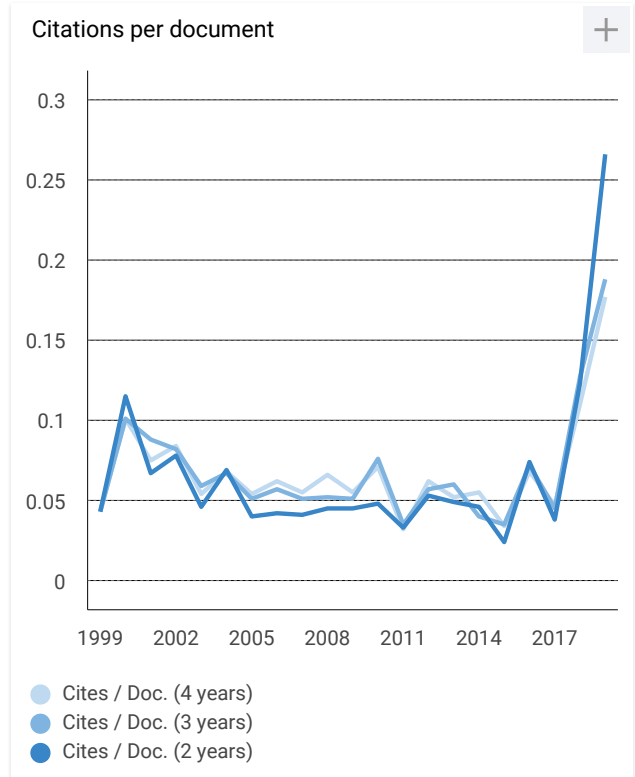
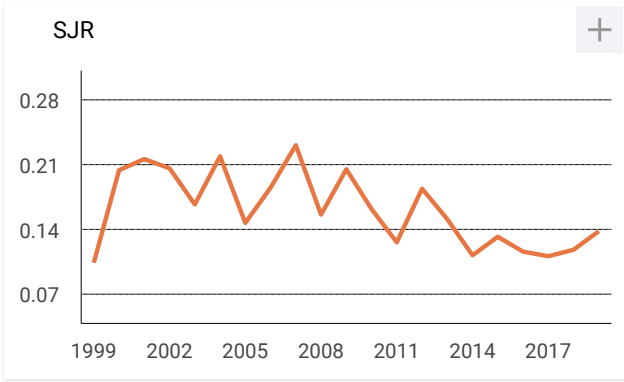
[Join the conversation about this journal](#)

12

H Index

Quartiles





Ecology, Environment and Conservation

Q4

Ecology

best quartile

SJR 2019

0.14

powered by scimagojr.com

← Show this widget in your own website

Just copy the code below and paste within your html code:

```
<a href="https://www.scimagojr.com" style="border: 1px solid #ccc; padding: 2px 5px; display: inline-block;">https://www.scimagojr.com
```

Potency of biodiesel from sediment of coagulation-flocculation-sedimentation process using *Moringa oleifera* as coagulant

Syahidun Najih M.E.¹, Taufan Rasuda¹, Ni'matuzahroh², Agus Supriyanto²,
Dwi Ratri Mitha Isnadina and Nur Indradewi Oktavitri^{1*}

¹Environmental Engineering, Faculty Science and Technology, Universitas Airlangga, Indonesia

²Biology Department, Faculty Science and Technology, Universitas Airlangga, Indonesia

(Received 27 December, 2019; Accepted 10 March, 2020)

ABSTRACT

Coagulation and flocculation process is always ended up with sedimentation process. The success of settling process depends on quantity of settled floc. Appropriate concentration, pH, and velocity become important factors for the performance of the coagulant. *Moringa oleifera* is organic coagulant, cheap, and easy to produce it. Settled floc has been observed the biomass, and lipid ingredient for its potency as biodiesel. The aims of this research were to determine the influence of concentration, pH and flocculation speed, rapid mixing time variation on the results of biomass and lipid harvesting using *Moringa oleifera* as coagulant in Bozem Morokrengangan. Jar tests experiment were carried out at different concentrations of *Moringa oleifera* of 0-100 mg/L and pH variation were 4.5-6.5. The next step was to determine the optimum variation of the flocculation speeds were 0-50 rpm. Data analysis in this research was descriptive analysis presented with graphs, as well as statistical analysis using Anova One-Way test. The optimum coagulant concentration with *Moringa oleifera* for harvesting biomass and lipid of sediment was obtained in this study of 60 mg/L and pH 6.5. The optimum speed of flocculation was obtained in this study at 0 rpm of rapid mixing is optimum for settling flocculation using *M. oleifera*.

Key words : Biomass, Lipid production, Jar test, Rapid mixing, Slow mixing

Introduction

Boezem Morokrengangan is the one of the biggest boezem at Surabaya, Indonesia. Unfortunately, this boezem receives various kinds of nutrients from untreated sewage from houses around boezem. High nutrient in fresh water causes eutrophication and imbalance in ecological function. Eutrophication influences water quality especially suspended solid content. High suspended solids can be removed with several technics, such as filtering, coagulation-flocculation-sedimentation process. This research only focuses on coagulation-flocculation-sedimenta-

tion process.

In order to reduce negative effect using chemical coagulants, natural coagulants are interesting solution. Several materials from microorganisms, animals, or plants, can be used as natural coagulants, such as chitosan (Zemmouri *et al.*, 2012), *Jatropha curcas* seeds (Abidin *et al.*, 2013), *Moringa oleifera* (Oladoja, 2015). African and South Asian countries used *M. oleifera* seed as coagulant for water and wastewater treatment. Cationic protein is composition in *M. oleifera* that bounded particle in water and then floc easily precipitate (Madrona *et al.*, 2012). Usually, sediment after coagulation process only

disposal. Otherwise, sediment from those process contain settled microorganism such as microalgae, bacteria, or yeast. Each living microorganism has lipid in their cell. Therefore, it needs to be explored its potency from sediment of coagulation process. Lipids content from microorganism can be used

This research due to observed sediment from coagulation-flocculation-sedimentation process about biomass and lipid concentration. High lipid concentration in sediment has potency to be used as energy alternative. Lipid concentration can be resulted from microorganism biomass.

Methods

Moringa oleifera preparation

Moringa oleifera (MO) seeds was used from East Java, Indonesia. MO seeds was dried using sunlight and manually peeled the husk covering the MO seeds. Peeled MO was grinded using blender until powder size. Powdered size of MO seed was filtered using a mesh size of 100 to obtain a homogeneous powder.

Water Samples

Contaminated water was collected from Boezem Morokrembangan, Surabaya Indonesia. This boezem receive untreated sewage from houses at its neighborhood. Eutrophication also occurred in this boezem. Sampling was conducted in entrance, middle, and exit of boezem.

Experimental Design

Jar test experiment was conducted for treated boezem water using coagulation-flocculation-sedimentation process. This research was divided in 3 steps. First step was observed influence of MO concentration. MO concentration varied in 0, 20, 40, 60, 80, 100 mg/L. Second step. MO treated boezem water with variation of pH condition 4.5; 5; 5.5; 6; 6.5; control (without pH adjustment). Third step was flocculation speed 0, 10, 20, 30, 40, 50 rpm.

In every step, 500 mL of boezem water is used and treated using Coagulation-Flocculation-Sedimentation Process. This research used 150 rpm of mixing velocity in 1.5 minutes and flocculation 10 rpm in 10 minutes and sedimentation in 30 minutes. At step 3, application of flocculation mixing time according its variation. Sample for biomass and lipid analysis was taken from sediment after sediment process.

Biomass Analysis

Dry Cell Weight (DCW) was used as biomass analysis method. 10 mL volume of treated water from the Jar test process was centrifuge at 3000 rpm for 5 minutes. The collected biomass was rinsed with distilled water. The biomass was then filtered on weighed filter paper and dried at 105 °C for 2 hours and then weighed.

Lipid analysis

Lipid extraction of biomass was conducted with adding 20 mL of N-Hexane and centrifuge for 10 minutes in 3000 rpm. Two layers were is silbe after centrifuge process, oil and water phase. Only oil phase after centrifugation was treated with ultrasound 10 kHz for 10 minutes (Lee, 2010) and then centrifuge again to make 2 phases. Only oil phase was evaporated at 80 °C to eliminate N-hexane using weighed evaporation flask. Lipid content was determined using equation (1)

$$\text{Mass of Lipid (gr)} = \text{Mass of total sample after evaporate flask} - \text{Mass of empty flask} \quad (1)$$

Results and Discussion

Effect of *Moringa oleifera* concentration

Figure 1 showed the mean value of biomass after using *Moringa oleifera* (MO) seed powder as a coagulant. Results showed that adding MO seed powder reduced biomass significantly. MO interacted with suspended solid became floc This experiment was conducted with different concentrations of 0, 20, 40, 60, 80, and 100 mg L⁻¹ in 30 min settling time and results showed that the biomass was decreased from 0.2433 g/L to 0.1033; 0.0800; 0.1133, 0.1300, 0.050g/L with the 0, 20, 40, 60, 80, 100mg L⁻¹, respectively, of coagulant dose (Fig. 1).

Even, protein in MO seed powder contain water soluble dimeric cationic proteins. Therefore MO has capability as coagulant (Vunain *et al.*, 2019). MO seed powder accepted hydroxyl group as reaction from protein in MO as natural polyelectrolytes (Hendrawati *et al.*, 2016). In this experiment presented that without MO, suspended solid precipitate by weighed of its particle. Combination process of adsorption as charge neutralization and particle bridging of destabilized particle as reaction of protein existence (Camacho *et al.*, 2017) also showed in process between boezem water and MO.

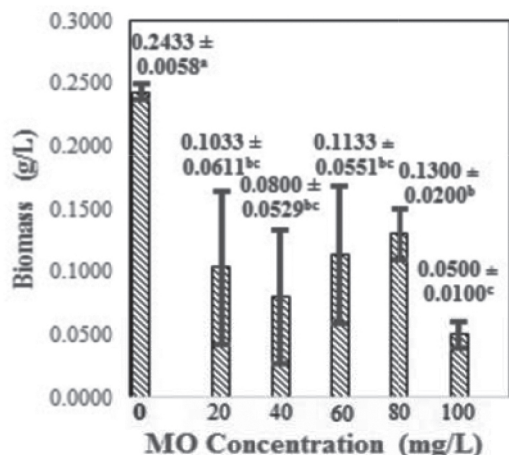


Fig. 1. Biomass Content from MO concentration

The highest lipid of suspended solid was with the use of 60 mg/L coagulant (28.69 ± 9.10 g/L) significantly different from the use of 0 mg/L coagulant (2.53 ± 1.69), 20 mg/L (5.12 ± 2.62), 40 mg/L (14.39 ± 4.0), and 80 mg/L (15.18 ± 2.21), but did not show a significant difference with the use of 100 mg/L coagulant (22.39 ± 2.68) (Fig. 2). This shows that it was an influence of the concentration of coagulants with *Moringa oleifera* on suspended solids.

Optimum MO concentration for Biomass and lipid has different value. This research is using total biomass method. Which, suspended solid was contained living and not living thing. Boezem water sample has many diversities of living organism. Each organism has different lipid content in their cell. Therefore, 0 ppm concentration had the highest biomass.

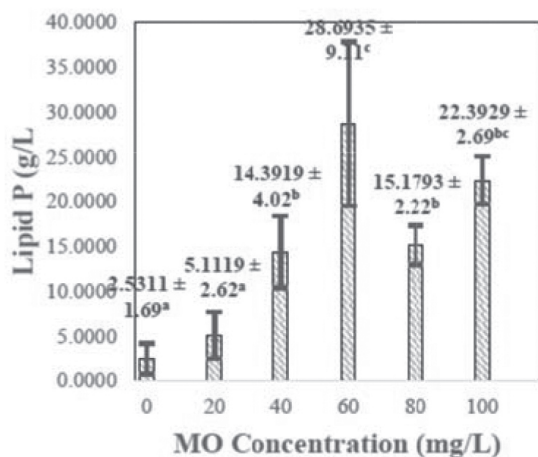


Fig 2. Lipid Content with Variation of MO Concentration

Effect of pH adjustment

Based on Figure 3, the results of harvesting microalgae biomass based on variations in pH control; 6.5; 6; 5.5; 5; and 4.5, respectively, 1.115 ± 0.158 g/L; 1.703 ± 0.005 g/L; 0.573 ± 0.158 g/L; 0.290 ± 0.102 g/L; 0.733 ± 0.222 g/L; and 0.717 ± 0.273 g/L. The most harvested microalgae biomass occurs when using pH 6.5, that is 1.703 ± 0.005 g/L and the least harvested microalgae biomass occurs when using pH 5.5 i.e. 0.290 ± 0.102 g/L. The initial biomass obtained was 1.75 g/L.

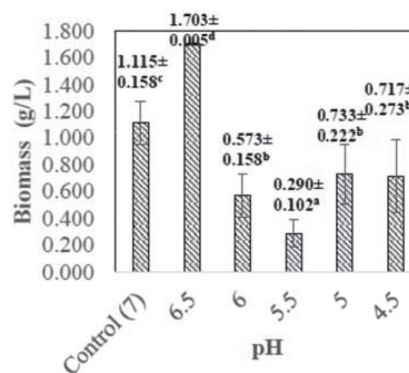


Fig. 3. Biomass Content with Variation of pH in Solution

According to Hamid *et al.* (2014), the reason pH can affect the coagulation-flocculation method is that pH can affect the zeta potential value, adding or reducing pH will trigger an increase in the zeta potential value. Zeta potential is the electrical potential that occurs between particles that causes suspended colloids and is a characteristic of a particle that is able to prevent agglomeration.

The high value of zeta potential has relation with the electrical repulsion between particles is very strong and when the values are close to zero, the particles will be attracted by the Van der Waals force and make aggregate and flocculate - coagulation can occur. pH range 4.5-6.5 and at pH <4.5 and > 6.5 the zeta potential value is very large. Therefore, sediment has high biomass using pH 6.5 has the largest yield it has the smallest zeta potential value that makes suspended solid easy to aggregate which then causes easy sedimentation and large yields. Fluctuations that occur in the pH range of 4.5-6 was caused by zeta potential values. According to Hamid *et al.* (2014), the zeta potential value in the pH range is 4.5-6 which is -20.00 to -20.90 mV.

Based on Figure 4, lipid harvesting also fluctuated as response of pH variations. Usually, biomass

production and lipid composition have correlation. However, the treatment without pH adjustment has highest lipid production. This happens because the results of harvested lipids are also influenced by microorganism species inside suspended solid. Bozem Morokrengangan has various microorganism, and it is possible that microorganism in suspended solid from pH 6.5 has low lipid content.

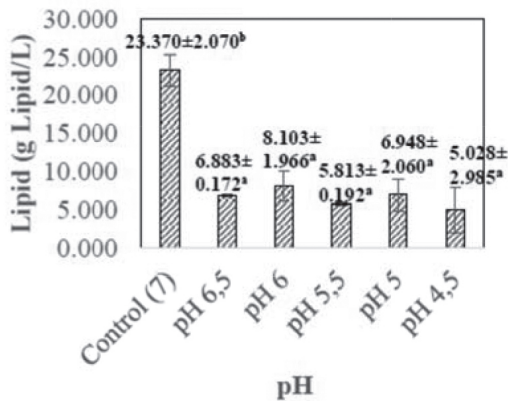


Fig. 4. Lipid Content with pH variation

Effect of flocculation speed

Based on Figure 5, the weight biomass using 60 mg/L coagulant shows fluctuating graphs. The highest biomass when using flocculation speed of 40 rpm with biomass weight. The yield of harvested biomass with the addition of coagulant at the use of a 50-rpm flocculation speed resulted in the weight of the least harvested biomass that is (0.42 ± 0.29) g / L.

According to Kan *et al.* (2001) this happens because the stirring time in the coagulation process will have an impact on colloidal destabilization and floc formation (aggregation) in the next process. The

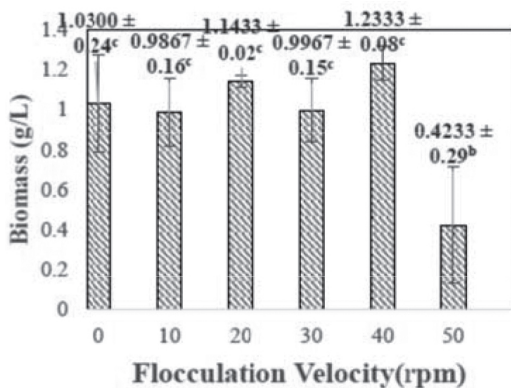


Fig. 5. Biomass Content with Flocculation Velocity variation

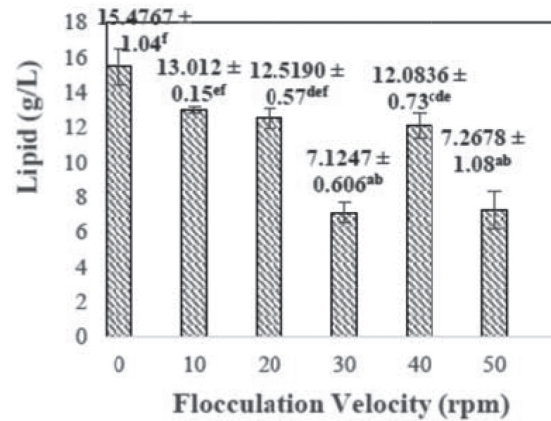


Fig 6. Lipid Content with Flocculation Velocity Variation

coagulant used in this study was seeds from *Moringa oleifera* which contained high protein which worked like cationic polyelectrolytes (Moreno *et al.*, 2015). According to Yukselen and Gregory (2004), for cationic polyelectrolyte coagulants it takes a longer time to stir quickly to form floc. Aktas *et al.*, (2013) also informed that a long fast stirring time (> 60 seconds) will increase the number of collisions between flocks that cause flocks to form easily, but if the mixing time is too fast, the surface properties of the flocks will change due to rupture and reunification of the fragment floc which then causes floc difficult to form again and finally the floc formed decreases.

Conclusion

Sediment from Coagulation-Flocculation-Sedimentation process contains of deposit of living or unliving organism. Each living organism has lipid in their cell, which it has potency to use for several purposes such as energy, medical, etc. This research observed biomass and lipid in lipid after Coagulation-Flocculation-Sedimentation process using *Moringa oleifera* (MO). Suspended solid from Boezem has high lipid using 60 mg/L of MO in Ph 6.5 and using 0 rpm of flocculation.

References

Abidin, Z.Z., Mohd Shamsudin, N.S., Madehi, N. and Sobri, S. 2013. Optimisation of a method to extract the active coagulant agent from *Jatropha curcas* seeds for use in turbidity removal. *Ind. Crop. Prod.* 41: 319 e 323. <https://doi.org/10.1016/j.indcrop.2012.05.003>

- Aktas, T. S., Fujibayashi, M., Maruo, C., Nomura, M. and Nishimura, O. 2013. Influence of velocity gradient and rapid mixing time on flocs formed by Polysilica Iron (PSI) and Polyaluminum Chloride (PACl). *Des. Water.* 6. <https://doi.org/10.1080/19443994.2012.751883>
- Camacho, F.P., Sousa, V.S., Bergamasco, R. and Ribau Teixeira, M. 2017. The use of *Moringa oleifera* as a natural coagulant in surface water treatment. *Chem. Eng.* 313 : 226-237. <https://doi.org/10.1016/j.cej.2016.12.031>
- Hendrawati, Yuliasri, I.R., Nurhasni, Rohaeti, E., Effendi, H. and Darusman, L.K. 2016. The use of *Moringa oleifera* seed powder as coagulant to improve the quality of wastewater and ground water. *IOP Conf. Ser: Earth Environ. Sci.* 31: 012033. <https://doi.org/10.1088/1755-1315/31/1/012033>
- Hamid, S.H.A., Lananan, F., Din, W.N.S., Lam, S.S., Khatoon, H., Endut, A. and Jusoh, A. 2014. Harvesting microalgae, *Chlorella sp.* by bio-flocculation of *Moringa oleifera* seed derivatives from aquaculture wastewaterphytoremediation. *Int. Biodet. Biodeg.* 1-3. <https://doi.org/10.1016/j.ibiod.2014.06.021>
- Kan, C., Huang, C. and Pan, J.R. 2001. Time requirement for rapid-mixing in coagulation. *Col. Surfa.* 8. [https://doi.org/10.1016/S0927-7757\(01\)01095-0](https://doi.org/10.1016/S0927-7757(01)01095-0)
- Lee, J. Y., Yoo, C., Jun, S. Y., Ahn, C. Y. and Oh, H. M. 2010. Comparison of several methods for effective lipid extraction from microalgae. *Bior. Tech.* S75-S77. <https://doi.org/10.1016/j.biortech.2009.03.058>
- Madrona, G.S., Branco, I.G., Seolin, V.J., Alves Filho, B.D.A., Fagundes-Klen, M.R. and Bergamasco, R. 2012. Evaluation of extracts of *Moringa oleifera* seeds obtained with NaCl and their effects on water treatment. *Acta Sci. Technol.* 34. <https://doi.org/10.4025/actascitechnol.v34i3.9605>
- Moreno, M. M. B., Heredia, J. B. and Gallardo, J. M. 2015. Microalgae removal with *Moringa oleifera*. *Toxicon.* 69. <https://doi.org/10.1016/j.toxicon.2015.12.001>
- Oladoja, N.A. 2015. Headway on natural polymeric coagulants in water and wastewater treatment operations. *J. Water Process Eng.* 6 : 174e192. <https://doi.org/10.1016/j.jwpe.2015.04.004>
- Vunain, E., Masoamphambe, E.F., Mpeketula, P.M.G., Monjerezi, M. and Etale, A. 2019. Evaluation of coagulating efficiency and water borne pathogens reduction capacity of *Moringa oleifera* seed powder for treatment of domestic wastewater from Zomba, Malawi. *J. Environ. Chem. Eng.* 7 : 103118. <https://doi.org/10.1016/j.jece.2019.103118>
- Yukselen, M.A. and Gregory, J. 2004. The effect of rapid mixing on the break-up and re-formation of flocs. *J. Chem. Tech. Biotech.* 785. <https://doi.org/10.1002/jctb.1056>
- Zemmouri, H., Drouiche, M., Sayeh, A., Lounici, H. and Mameri, N. 2012. Coagulation flocculation test of Keddara's water dam using chitosan and sulfate aluminium. *Proc. Eng.* 33 : 254e260. <https://doi.org/10.1016/j.proeng.2012.01.1202>
-