

Ecology, Environment and Conservation Editorial Advisory Board

Chief Editor

Prof.(Dr.) R.K.Trivedy, Pune, India

EDITORIAL ADVISORY BOARD

- | | |
|--|--|
| 1. Dr. Teresa Ferreira, Portugal | 19. Dr. A. Olawale, Nigeria |
| 2. Dr. Michael Ukwuru, Nigeria | 20. Dr. Ing. Agr. Mario Ridardo Sabbatini, Argentina |
| 3. Dr. Moses Inbaraj, Chennai | 21. Dr. Philip C. Reid, U.K. |
| 4. Dr. D.J. Lee, Taiwan | 22. Dr. Mohd. Yusuf, Malaysia |
| 5. Dr. Christial Paul P.delacruz, Phillipnes | 23. Dr. Oswaldo A. Feernandez, Argentina |
| 6. Dr. T. Bahorun, Mauritius | 24. Dr. Ms. Mirela Tulik, Warsaw, Poland |
| 7. Dr. Linda Blackwell, Australia | 25. Dr. L.L. Chukwu, Nigeria |
| 8. Dr. G. Zellner, Netherlands | 26. Dr. Azni Idris, UPM, Malaysia |
| 9. Dr. Wilson S. Tisera, Kupang, Indonesia | 27. Dr. Vikas Sharma, J&K, India |
| 10. Dr. M.F. Hamoda, Kuwait | 28. Dr. Amresh Chandra Pandey, Jharkhand, India |
| 11. Dr. H.A.Abrahamse, South Africa | 29. Prof.(Dr.) Agoes Soegianto, Indonesia |
| 12. Dr. Arulmozhiyal R., Salem | 30. Dr. A.K. Panigrahi, Berhampur, India |
| 13. Dr. Hassan Ibrahim Ali, Sudan | 31. Dr. Ahmed El Mahmoudi, Saudi Arabia |
| 14. Dr. A.R.Ghosh, Burdwan, India | 32. Dr. Seyed Mohammad Tajbakhsh, Iran |
| 15. Prof. M. Zaman, Bangladesh | 33. Dr. Amin L. Setyo, Indonesia |
| 16. Dr. Marcantonio Bragdin, Venice, Italy | 34. Dr. Francis Gbogbo, Ghana |
| 17. Dr. Z. Fuat Topark, Turkey | 35. Dr. S. Shabanlou, Iran |
| 18. Dr. Z. Li. Bonn, Germany | |

[Back to EEC Journal Details](#)

Ecology, Environment and Conservation Journal Papers

Issue: Vol 26, June Suppl. Issue, 2020

THE IMPACT OF RODENT MANAGEMENT ON RICE YIELDS IN FOUR DIFFERENT LOWLAND IRRIGATED AREAS IN INDONESIA

Nur Aini Herawati

[Get Abstract](#)[Get Paper](#)

THE EFFECT OF IBA AND ETHEPON ON GROWTH AND SAPONIN CONTENT OF TALINUM PANICULATUM GAERTN. ADVENTITIOUS ROOT IN VITRO

Nindi Novia Erin, Junairiah and Yosephine Sri Wulan Manuhara

[Get Abstract](#)[Get Paper](#)

THE FRESHWATER FISHES AND SPECIES STATUS OF PEAT LAND AREAS IN CENTRAL KALIMANTAN, INDONESIA

Haryono and Gema Wahyudewantoro

[Get Abstract](#)[Get Paper](#)

POTENTIAL OF ENDEMIC AND NATIVE FISH FROM MANINJAU LAKE, WEST SUMATRA, INDONESIA AS A NUTRITIONAL SOURCE

Djamhuriyah S. Said, Novi Mayasari and Tjandra Christmadha

[Get Abstract](#)[Get Paper](#)

SURVIVAL AND GROWTH OF ACROPORA MILLEPORA CORAL FRAGMENTS TRANSPLANTED IN TURBID WATER OF SEPULU, BANGKALAN – MADURA

Farid Kamal Muzaki, Dian Saptarini, Isabella Rahma Azizah, Inna Kartika Sari and Alif Tian Edo Pramono

[Get Abstract](#)[Get Paper](#)

STRUCTURE OF FISH COMMUNITIES IN AREA OF BUOYANT FISH ATTRACTOR IN LAKE MANINJAU

Syahroma Husni Nasution, Octavianto Samir, Rahmi Dina, Gadis Sri Haryani and Nofdianto

[Get Abstract](#)[Get Paper](#)

ABUNDANCE AND COMPOSITION OF POTENTIAL FOOD ITEMS OF WHALE SHARK (RHINCODON TYPUS SMITH, 1828) IN PROBOLINGGO WATERS, EAST JAVA PROVINCE

Mohammad Mukhlis Kamal, Diena Ardania and M Tri Hartanto

[Get Abstract](#)[Get Paper](#)

THE SYNTHESIS OF WATER HYACINTH CELLULOSE ACETATE MEMBRANE AS A MEMBRANE SYNTHESIS TO FILTER CARBON MONOXIDE (CO) GAS FROM MOTOR VEHICLE EXHAUST

Search Articles

Journal Issues

[Vol 26, Aug Suppl. Issue, 2020](#)
[Vol 26, Issue 2, 2020](#)
[Vol 26, June Suppl. Issue, 2020](#)
[Vol 26, April Suppl. Issue, 2020](#)
[Vol 26, Issue 1, 2020](#)
[Vol 26, Feb Suppl. Issue, 2020](#)
[Vol 25, Issue 4 2019](#)
[Vol 25, Issue 3 2019](#)
[Vol 25, Nov Suppl. Issue, 2019](#)
[Vol 25, Sept Suppl. Issue, 2019](#)
[Vol 25, Aug Suppl. Issue, 2019](#)
[Vol 25, July Suppl. Issue, 2019](#)
[Vol 25, Issue 2 2019](#)
[Vol 25, May Suppl. Issue, 2019](#)
[Vol 25, April Suppl. Issue, 2019](#)
[Vol 25, Issue 1 2019](#)
[Vol 24, Issue 4 2018](#)
[Vol 24, Issue 3 2018](#)
[Vol 24, Issue 2 2018](#)
[Vol 24, Issue 1 2018](#)
[Vol 24, March Suppl. Issue 2018](#)
[Vol 24, Feb. Suppl. Issue 2018](#)
[Vol 23, Issue 4, 2017](#)
[Vol 23, Nov. Suppl. Issue 2017](#)
[Vol 23, Sept. Suppl. Issue 2017](#)
[Vol 23, Issue 2, 2017](#)
[Vol 23, Issue 3, 2017](#)
[Vol 23, Issue 1, 2017](#)
[Vol 23, Feb 2017 Suppl. Issue](#)
[Vol 22, Dec 2016 Suppl. Issue](#)
[Vol 22, Issue 4, 2016](#)
[Vol 22, Sept. Suppl. Issue, 2016](#)
[Vol 22, Issue 3, 2016](#)
[Vol. 22, June Suppl. Issue 2016](#)
[Vol 22, Issue 2, 2016](#)
[Vol. 22, April Suppl. Issue 2016](#)
[Vol 22, Issue 1, 2016](#)
[Vol 21, Issue 4, 2015](#)
[Vol. 21 Dec. 2015 Suppl. Issue](#)
[Vol. 21 Nov. 2015 Suppl. Issue](#)
[Vol 21, Issue 3, 2015](#)
[Vol 21, Issue 2, 2015](#)
[Vol. 21 Suppl. Issue August 2015](#)
[Vol 21. Suppl. Issue June 2015](#)
[Vol 21, Issue 1, 2015](#)
[Supplement Issue, Dec. 2014](#)

EMISSIONS BASED ON EICHHORNIA CRASSIPES CELLULOSE ACETATE

Aurista Miftahatul Ilmah, Dyah Hikmawati and Siswanto

[Get Abstract](#)

[Get Paper](#)

BOVINE HYDROXYAPATITE EXTRACTION FROM COW BONE WASTE AS RAW MATERIAL FOR BONE SCREW

Aniek Setiya Budiadin, Dyah Hikmawati, Samirah, Toetik Aryani, Wenny P.N., Profnika Munasir, Oky Savitri Zaini and Dinda Citra Aprilia

[Get Abstract](#)

[Get Paper](#)

THE POTENTIAL OF YEAST ISOLATED FROM AGRICULTURAL SOIL IN ATRAZINE DEGRADATION NUR HIDAYATUL ALAMI, ASY SYIFA ULLIMA FIRDAUSA, NENGAH DWIANITA KUSWYASARI, ENNY

Zulaika, Triono Bagus Saputro and Maya Shovitri

[Get Abstract](#)

[Get Paper](#)

ASSESSMENT OF WATER QUALITY IN MANGROVE RESTORATION AREA BASED ON PLANKTON DIVERSITY INDEX IN PANGANDARAN, SOUTHERN COAST OF WEST JAVA, INDONESIA

Tri Dewi Kusumaningrum Pribadi, Archie Sultan Eka Buana, Muhammad Agung Triyudha, Raden Wandha Humaira and Nenci Hariyadi

[Get Abstract](#)

[Get Paper](#)

POTENCY OF BIODIESEL FROM SEDIMENT OF COAGULATION FLOCCULATION- SEDIMENTATION PROCESS USING MORINGA OLEIFERA AS COAGULANT

Syahidun Najih M.E., Taufan Rasuda, Ni'matuzahroh, Agus Supriyanto, Dwi Ratri Mitha Isnadina and Nur Indradewi Oktavitri

[Get Abstract](#)

[Get Paper](#)

FISH DIVERSITY AS BIO INDICATOR OF DOWNSTREAM POLLUTION IN THE SURABAYA RIVER AND JAGIR RIVER

Muhammad Fadhil Mirza Rasyad, Angghy Widyanti, Nofalia Pebriani, Siti Fadliyah, Rojaunnajah Kartika Ainiyah, Windi Nur Pratama, Aditya Januar Putra, Verina Wahyunindita, Holy Ichda Wahyuni, Eka Putra Dewangga and Alfiah Hayati

[Get Abstract](#)

[Get Paper](#)

BLOOD CELLS AS BIOMARKERS OF KOI (CYPRINUS CARPIO) INFECTED BY MYXOBOLUS SP. WITH TREATMENT OF DIFLUBENZURON IN THE WATER CULTURE OF QUALITY

Uun Yanuhar, Kurnia Susilowati, Nur Sakinah Junirahma, Nico Rahman Caesar and Muhammad Musa

[Get Abstract](#)

[Get Paper](#)

IMMOBILIZATION OF ACTIVATED CARBON ON ALGINATE BEADS AS DECOLORIZATION AGENT AND ITS CHARACTERIZATION FOR BLACK LIQUOR WASTEWATER

Ajeng Arum Sari, Andreas, Fathmasari Fitrianingasih, Muhammad Nurdin and Adelia Anju Asmara

[Get Abstract](#)

[Get Paper](#)

REDUCING THE GREENHOUSE GAS EMISSION FROM PALM OIL INDUSTRY

Muhammad Ansori Nasution, Erwinsyah, Ayu Wulandari and Henny Lydiasari

[Get Abstract](#)

[Get Paper](#)

[Special Issue-2014](#)

[Vol.20, Issue 4, 2014](#)

[Vol.20, Issue 3, 2014](#)

[Vol.20, Issue 2, 2014](#)

[Vol.20 Issue 01, 2014](#)

[Vol.19 Issue 04, 2013](#)

[Vol.19 Issue 03, 2013](#)

[Vol.19, Issue 02, 2013](#)

[Vol.19, Issue 01, 2013](#)

[Vol.18, Issue 04, 2012](#)

[Vol.18, Issue 3, 2012](#)

[Vol.18, Issue 2, 2012](#)

[Vol.18, Issue 1, 2012](#)

[Vol.17, Issue 4, 2011](#)

[Vol.17, Issue 3, 2011](#)

[Vol.17, Issue 2, 2011](#)

[Vol.17, Issue 1, 2011](#)

[Vol.16, Issue 4, 2010](#)

[Vol.16, Issue 3, 2010](#)

[Vol.16, Issue 2, 2010](#)

[Vol.16, Issue 1, 2010](#)

[Vol.15, Issue 04, 2009](#)

[Vol.15, Issue 03, 2009](#)

[Vol.15, Issue 02, 2009](#)

[Vol.15, Issue 1, 2009](#)

[Vol.14, Issue 04, 2008](#)

[Vol.14, Issue 2-3, 2008](#)

[Vol.14, Issue 2-3, 2008](#)

[Vol.14, Issue 1, 2008](#)

[Vol.14, Issue 2-3, 2008](#)

[Vol.13, Issue 04, 2007](#)

[Vol.13, Issue 2, 2007](#)

[Vol.13, Issue 1, 2007](#)

[Vol.12, Issue 4, 2006](#)

[Vol.12, Issue 3, 2006](#)

[Vol.12, Issue 2, 2006](#)

[Vol.12, Issue 1, 2006](#)

[Vol.12, Issue 01, 2006](#)

[Vol.11, Issue 3,4, 2005](#)

[Vol.11, Issue 2, 2005](#)

[Vol.11, Issue 1, 2005](#)

[Vol.10, Issue 04, 2004](#)

[Vol.10, Issue 03, 2004](#)

[Vol.10, Issue 02, 2004](#)

[Vol.10, Issue 01, 2004](#)

[Vol.09, Issue 04, 2003](#)

[Vol.09, Issue 03, 2003](#)

[Vol.09, Issue 02, 2003](#)

[Vol.08, Issue 04, 2002](#)

[Vol.08, Issue 03, 2002](#)

[Vol.08, Issue 01, 2002](#)

[Vol.07, Issue 04, 2001](#)

[Vol.07, Issue 03, 2001](#)

[Vol.07, Issue 02, 2001](#)

[Vol.07, Issue 01, 2001](#)

[Vol.06, Issue 04, 2000](#)

[Vol.06, Issue 03, 2000](#)

[Vol.06, Issue 02, 2000](#)

[Vol.06, Issue 01, 2000](#)

[Vol.05, Issue 04, 1999](#)

[Vol.05, Issue 03, 1999](#)

[Vol.05, Issue 02, 1999](#)

[Vol.05, Issue 01, 1999](#)

[Vol.04, Issue 1,2, 1998](#)

[Vol.03, Issue 3,4, 1997](#)

VERMICOMPOSTING PROCESS OF MIXED FOOD WASTE AND BLACK SOLDIER FLY LARVAE COMPOSTING RESIDUE BY USING EUDRILUS EUGENIAE

Arseto Yekti Bagastyo and Kurniawan Soesanto

[Get Abstract](#)

[Get Paper](#)

OIL SLUDGE BIOREMEDIATION USING BIOPILE WITH ADDITION OF SAWDUST

Aziz Purnomo Hakim, Wiwit Sri Yuliasuti, Nadia Safira, Nur Indradewi Oktavetri, Agus Supriyanto, Fatimah1, Hanif Yuliani and Ni'matuzahroh

[Get Abstract](#)

[Get Paper](#)

THE EFFECT OF MOLASSES BIOSTIMULATION ON PERTAMINA BALONGAN OIL SLUDGE BIODEGRADATION USING BIOSLURRY REACTOR

Wiwit Sri Yuliasuti, Aziz Purnomo Hakim, Nadia Safira, Agus Supriyanto, Fatimah, Hanif Yuliani3, and Ni'matuzahroh

[Get Abstract](#)

[Get Paper](#)

OIL SLUDGE BIODEGRADATION USING BIOPILE REACTOR WITH ADDITIONS OF MICROBIAL CONSORTIUM, BULKING AGENT AND INORGANIC NUTRIENT

Nadia Safira, Wiwit Sri Yuliasuti, Aziz Purnomo Hakim, Agoes Soegianto, Fatimah, Sri Sumarsih, Hanif Yuliani and Ni'matuzahroh

[Get Abstract](#)

[Get Paper](#)

OPTIMIZATION OF THE COAGULATION FLOCCULATION PROCESS OF BENOWO LANDFILL USING POLY ALUMINUM CHLORIDE AND CHITOSAN

Ipung Fitri Purwanti, Harmin Sulistyany Titah, Bieby Voijant Tangahu, Sarwoko Mangkoedihardjo, Mahdiyah Anes, Rizki Mona Syawlia and Hassimi Abu Hassan

[Get Abstract](#)

[Get Paper](#)

THE ROLE OF ANNONA SPP PHILOGENI TREE DNA IN THE DEVELOPMENT OF NATURAL MATERIAL DRUGS

Hamidah, Thin Soedarti1 and Mulyadi Tanjung

[Get Abstract](#)

[Get Paper](#)

EFFECTS OF CO 60 GAMMA RAY IONIZING RADIATION EXPOSURE ON THE VARIABILITY OF ADENIUM OBESUM GROWTH

Suryani D. Astuti, Wahlia F. Fina, Win Darmanto, Hery Purnobasuki, Nurul Fitriyah and Fadli Ama

[Get Abstract](#)

[Get Paper](#)

EXPLORATION OF BOVINE BONE WASTE AS SOURCE OF BOVINE HYDROXYAPATITE SYNTHESIS AND ITS COMPOSITE WITH GELATIN-HYDROXYPROPYLMETHYL CELLULOSE AS INJECTABLE BONE SUBSTITUTE

Aniek Setiya Budiadin, Dyah Hikmawati, Alfian Pramudita Putra, Siswanto, Samirah, Toetik Aryani, Wenny P.N. and Novitasari

[Get Abstract](#)

[Get Paper](#)

THE EFFECTS OF ORGANIC WASTE (WATER HYACINTH, BANANA ROOT, FISHBONE AND CHICKEN EGG SHELL) AS THE LIQUID ORGANIC FERTILIZER ON THE SOYBEAN PRODUCTION

Jajuk Herawati, Indarwati, Koesriwulandari and Pratiwi Dwi Karjati

[Get Abstract](#)

[Get Paper](#)

[Vol.03, Issue 01, 1997](#)

[Vol.02, Issue 1,2, 1996](#)

[Vol.01, Issue 14, 1995](#)

Looking for Past Issues?

[Click here to get them!!](#)

IN VITRO STUDY: THE ADDITION OF ELICITOR CARBOHYDRATES AGAINST THE ACCUMULATION OF ANTHOCYANIN ON A CALLUS DRAGON FRUIT

Indarwati, Sri Arijanti, Jajuk Herawati, Ristani W. Inti and Primawan P. Nugrahadi

[Get Abstract](#)

[Get Paper](#)

THE EFFECT OF WUNGU LEAF EXTRACT (GRAPTOPHYL LUMPICTUM (L.) GRIFF) AGAINST VAGINAL WALL THICKNESS AND COLLAGEN DENSITY IN THE OVARECTOMIZED MICE (MUS MUSCULUS)

Listijani Suhargo, Siti Richa Isnaini and Dwi Winarni

[Get Abstract](#)

[Get Paper](#)

DIETARY SUPPLEMENTS OF HERBS AND LACTIC ACID BACTERIA TO IMPROVE THE QUALITY OF FISH SPERM EXPOSED TO MERCURY

Alfiah Hayati, Fazrin Nur Rohmi, Nur 'Aini Fikriyah, Alfira Fairuzus Saba, Tri Nurhariyati, Agus Supriyanto and Adamu Ayubu

[Get Abstract](#)

[Get Paper](#)

THE DIFFERENCE OF PERCENTAGE REMOVAL EFFICIENCY OF HEAVY METAL PB (II) IN LEACHATE BY SKELETONEMA SP. IMMOBILIZED

Eli Puspitasari, Eko Prasetyo Kuncoro, Tini Surtiningsih, Nur Indradewi Oktavetri and Thin Soedarti

[Get Abstract](#)

[Get Paper](#)

REMOVAL EFFICIENCY OF CD (II) IN LANDFILL LEACHATE BY IMMOBILIZED SKELETONEMA SP.

Indana Nuzuliyah Rahmawati, Eko Prasetyo Kuncoro¹, Tini Surtiningsih, Nur Indradewi Oktavetri and Thin Soedarti

[Get Abstract](#)

[Get Paper](#)

REMOVAL EFFICIENCY OF TOTAL CHROMIUM IN LEACHATE FROM LANDFILL USING IMMOBILIZED SKELETONEMA SP.

Tabitha Primawidanti Kurniawan, Eko Prasetyo Kuncoro, Tini Surtiningsih, Nur Indradewi Oktavetri and Thin Soedarti

[Get Abstract](#)

[Get Paper](#)

PREVALENCE AND INCIDENCE OF WHITE SYNDROME IN ECHINOPORA LAMELLOSA CORAL AT NATURE RESERVE PULAU SEMPU, MALANG, INDONESIA

Rosdianto¹, Oktiyas Muzaky Luthfi, Elda Pebrizayanti, Andik Isdianto, Muhammad Arif Asadi, Moch Affandi and Trisnadi Widyaleksono Catur Putranto

[Get Abstract](#)

[Get Paper](#)

EMERGING OF WHITE SYNDROME IN ECHINOPORA LAMELLOSA AT NATURE RESERVE PULAU SEMPU, INDONESIA

Rosdianto, Oktiyas Muzaky Luthfi, Elda Pebrizayanti, Andik Isdianto, Muhammad Arif Asadi, Trisnadi W. C. Putranto and Moch Affandi

[Get Abstract](#)

[Get Paper](#)

LEVELS OF PARASITEMIA AND TNF- α EXPRESSION IN MICE (MUS MUSCULUS) LIVER CELLS INFECTED WITH PLASMODIUM BERGHEI AFTER ADMINISTRATION WITH THE FLESH FRUIT EXTRACT OF PHALERIA MARCOCARPA

Anatje Joningsi Pattipeilohy, Pieter Kakisina, Hermalina Sinay, Moch Affandi and Trisnadi Widyaleksono Catur Putranto

[Get Abstract](#)

[Get Paper](#)



IJENS Journals

IJENS publisher SCOPUS - indexed; Call For Papers

ijens.org

OPEN

Ecology, Environment and Conservation

Country [India](#) - [SJR Ranking of India](#)

Subject Area and Category [Agricultural and Biological Sciences](#)
[Ecology, Evolution, Behavior and Systematics](#)

[Environmental Science](#)
[Ecology](#)
[Nature and Landscape Conservation](#)

Publisher [EM International](#)

Publication type Journals

ISSN 0971765X

Coverage 1997-2019

Scope Published Quarterly Since 1995. Ecology, Environment and Conservation is published in March, June, September and December every year. ECOLOGY, ENVIRONMENT AND CONSERVATION is one of the leading International environmental journal. It is widely subscribed in India and abroad by Institutions and Individuals in education and research as well as by Industries, Govt. Departments and Research Institutes.

[Homepage](#)

[How to publish in this journal](#)

[Contact](#)

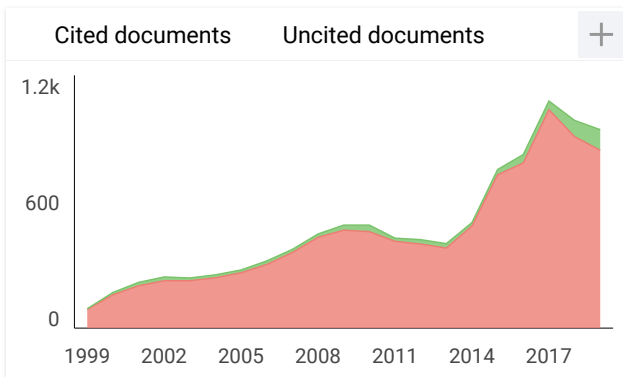
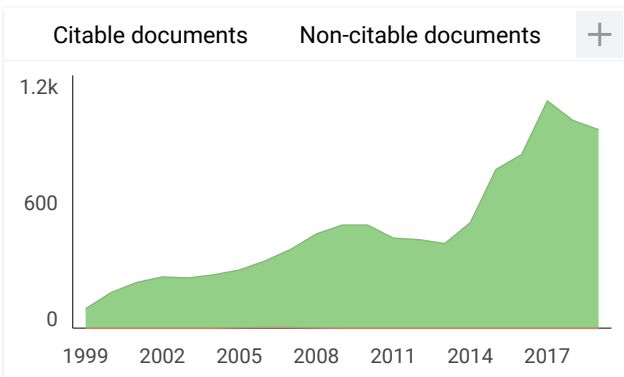
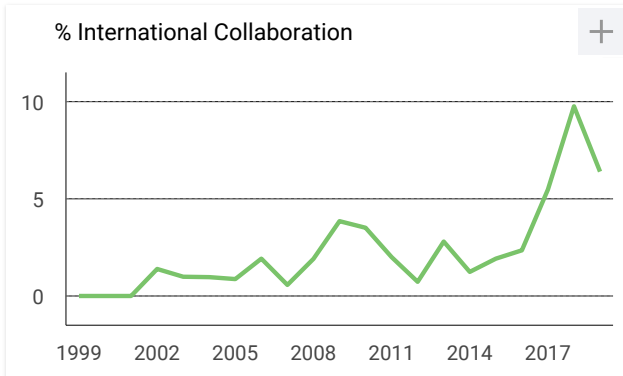
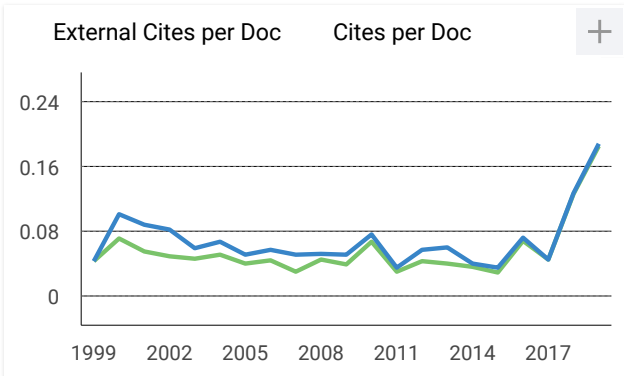
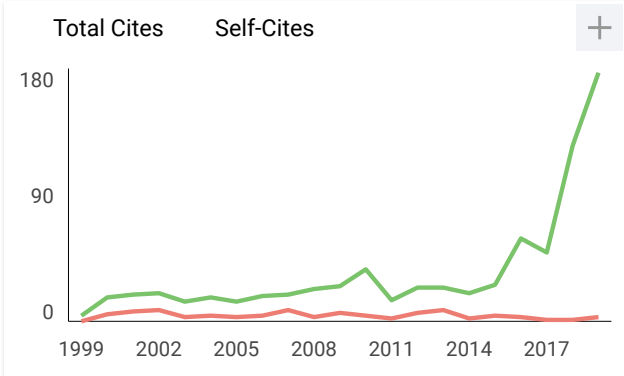
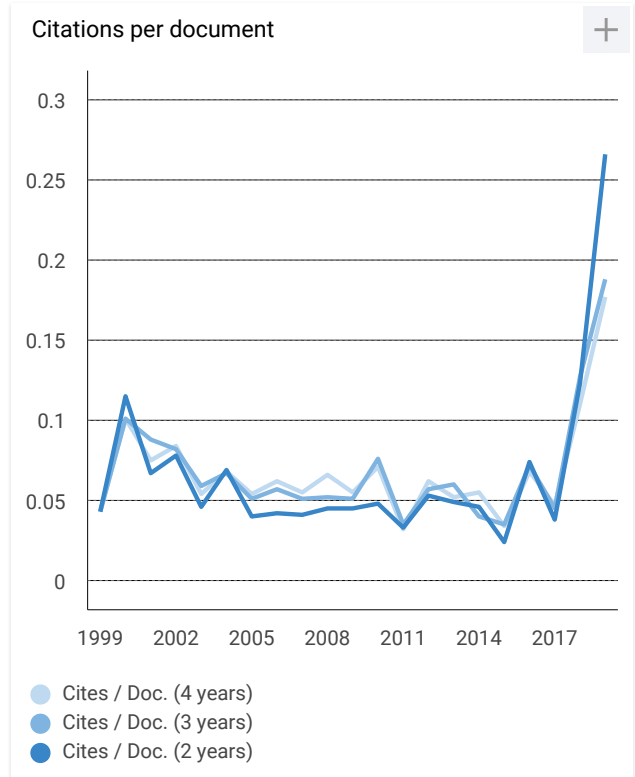
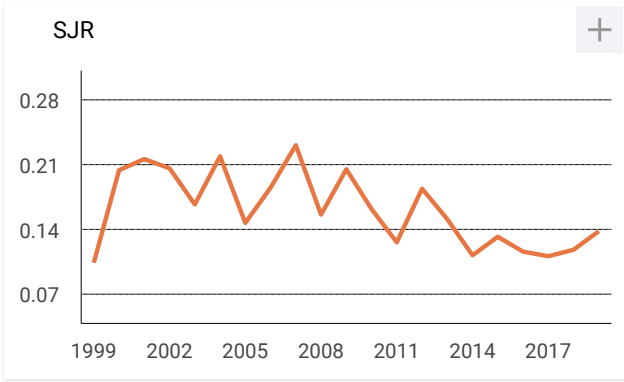
[Join the conversation about this journal](#)

12

H Index

Quartiles





Ecology, Environment and Conservation

Q4

Ecology

best quartile

SJR 2019

0.14

powered by scimagojr.com

← Show this widget in your own website

Just copy the code below and paste within your html code:

```
<a href="https://www.scimagojr.com" style="border: 1px solid #ccc; padding: 2px 5px; display: inline-block;">https://www.scimagojr.com
```

Oil sludge bioremediation using biopile with addition of sawdust

Aziz Purnomo Hakim¹, Wiwit Sri Yuliasuti¹, Nadia Safira¹, Nur Indradewi Oktavetri¹, Agus Supriyanto^{1,2}, Fatimah^{1,2}, Hanif Yuliani³ and Ni'matuzahroh^{1,2}

¹*Department of Biology, Faculty of Science and Technology, Universitas Airlangga, Surabaya, Indonesia*

²*Research Center for Bio-Molecule Engineering, Universitas Airlangga, Surabaya, Indonesia*

³*Agency for the Assessment and Application of Technology, BPPT, South Tangerang, Indonesia*

(Received 27 September, 2019; Accepted 10 March, 2020)

ABSTRACT

This research was focused on treating oil sludge from petroleum industry's waste which can cause serious environmental problems. Bioremediation is one of the effective and promising ways to manage oil sludge with biological activity. The ability of the bacterial consortium was used to reduce the value of Total Petroleum Hydrocarbon (TPH) with a biopile system. The pilot scale biopile research design used a mixture of soil, bacterial consortium nutrients, with sawdust variations of 0%, 15%, 30% and 45%. This biopile system was conditioned by the addition of oxygen to maintain aerobic conditions, incubated in atmospheric temperatures and two weekly sampling within 56 days. The combination of treatment at the best for total bacterial count was 7.21×10^7 CFU/g and the percentage of TPH degradation reached 81% at the end of the study period. Based on the results it can be concluded that biopile is able to be an effective, economical and environmentally friendly choice for the management of oil sludge.

Key words : *Biopile, Bioremediation, Sawdust, Oil sludge, TPH*

Introduction

Petroleum waste is classified as B3 (toxic hazardous material) according to Government regulations (2014). Government Regulation Number 101 of 2014 with waste code A307-1, which is sludge from the production process and storage facilities for petroleum or natural gas. One of the oil industry that produces waste oil sludge is PT. Pertamina Balongan Indonesia. The company has 14 oil storage tanks that contain petroleum. Each storage tank produces 21.97 m³ of oil sludge per year. According to Fahrudin (2010), the composition of aliphatic hydrocarbons is 57%, aromatic hydrocarbons 29%, and asphaltic hydrocarbons 14%, while the rest are non-

hydrocarbon components. So that the constituents contained in oil sludge are carcinogenic and potentially immunotoxic (Panda *et al.*, 2013).

With the increasing interest in the conservation of the environment, biological treatments have been improved and developed to clean up soils contaminated with hazardous compounds and have become a valuable alternative to physical and chemical treatments (Riffaldi *et al.*, 2006). Bioremediation is a successful procedure for cleaning up polluted sites by petroleum compounds because it is applicable to large areas, leads to the full removal of the contaminants, and cost-effective (Menezes *et al.*, 2003).

Biopile is the process of treating petroleum waste by placing waste in oxygen supply pipes to increase

aeration and microbiological decomposition of petroleum waste to be more optimal (Minister of the Environment, 2003). Aeration is carried out by the air compressor which drives the oxygen through the perforated tubes that are placed throughout the pile. Compared to composting or landfarming, the efficiency of mass transfer of water, nutrients and air in biopiles contributes a better contaminants removal strategy (Motsara, 2008).

Oil sludge has a high clay content, according to the Balai Teknologi Lingkungan (2010) the high clay content in oil mud causes the soil to become more easily expand and sticky when given moisture, resulting in a low percent degradation of 12.56%. This condition is achieved in about 16 weeks. The low rate of degradation of hydrocarbon compounds is due to the reduced oxygen content in the oil sludge (Sudirman *et al.*, 2006).

Various studies from (Ma, 2016) show that the addition of a microbial consortium, inorganic nutrients (urea and K_2HPO_4) and sawdust can degrade 87% of the 3.5% oil content for 30 days. While Arifudin (2016) with the addition of sand, commercial compost and soil in the biopile system was able to reduce the TPH by a percentage of 80% for 63 days. The aim of this study was to design a small scale biopiles system and to evaluate its efficiency for clean-up of oil sludge from the petroleum industry's waste.

Materials and Methods

The materials mixture in biopile consists of soil, sawdust and oil sludge. The oil sludge used in this research was oil sludge from PT. Pertamina Balongan Indonesia, the soil used was obtained in the Mulyorejo area, Surabaya with a sieve hole size of 2 mm. Soil that escapes the sieve was used in this study. Fertilizers used in this study were commercial urea fertilizer and commercial NPK with CNP ratio of 100: 5: 1 (Zam, 2010), distilled water, physiological salt water, spiritus, 70% alcohol, Nutrient Agar (NA) media, Nutrient Broth (NB), as well as four hydrocarbonoclastic bacteria, including *Bacillus* sp., *Acinetobacter* sp., *Micrococcus* sp. and *Pseudomonas* sp. which comes from the collection of Airlangga University Microbiology Laboratory, organic solvent (n-hexana).

Isolates preparation

Four types of bacterial isolation were streaked on

NA media then incubated at room temperature (28 ± 2) °C for 24 hours. One or two full loops of isolates were also inoculated on NB media, then incubated at room temperature for 24 hours

Making of consortium bacteria

The method of making a consortium of hydrocarbonoclastic bacteria was based on STRANAS research by Ni'matuzahroh *et al.*, (2013). The volume of suspension is calculated from each stock of bacterial suspension tested with A600 nm = 0.5. The first step used was known that the bacterial consortium 400 mL (5% x 8000 g-soil). So, the bacterial suspension taken was 100 mL for each type of bacteria. The making of microbial consortium was done by mixing microbial suspensions consisting of *Micrococcus* sp., *Pseudomonas* sp., *Acinetobacter* sp., and *Bacillus* sp. (Darisa, 2014).

Biopile system design

As many as 40 biopile reactors used were tubular and made of plastic material. Having a volume of 615.44 cm³ with a diameter of 7 cm and a height of 16 cm was a reactor equipped with an aerator. Aeration was carried out for 12 hours to prevent the evaporation of water in the reactor as research by Jie Ma (2016) using the aeration rate of 12 hours on and 12 hours of aeration was turned off within 30 days of bioremediation. This research used sampling time for 2 weeks based on Indah's research (2017). Taking samples every two weeks is considered easier in observing bacterial growth and weight reduction in TPH oil mud residues. This study was conducted for 56 days.

Biopile experiment

The main component in the biopile experiment, each tube was filled with as much as 10 g of oil sludge. To identify the effect of variations in sawdust addition to the percentage of TPH residual weight reduction, four biopile designs were prepared including (1) Biopile reactors without adding sawdust 0% (V0) + oil sludge + microbial consortium + soil + inorganic nutrients (urea + NPK) (2) Biopile reactor with adding 15% sawdust (V1) + oil sludge + microbial consortium + soil + inorganic nutrient (urea + NPK) (3) Biopile reactor with adding 30% sawdust (V2) + oil sludge + microbial consortium + soil + inorganic nutrient (urea + NPK) (4) Biopile reactor with adding 45% sawdust (V3) + oil sludge + microbial consortium + soil + inorganic

nutrient (urea + NPK), 10 mL microbial consortium and 9.5 mL nutrient inorganics were inoculated in each tubes.

Measurement of pH and moisture

During the biopiling process, the pH of the soil was measured using a soil tester by sticking the tip of the soil tester into the soil. The button was then pressed long to measure the pH of the soil. The value was at the upper part shows the soil pH value from 1 to 14 and the bottom value shows the soil moisture value expressed in percent (%).

Total Plate Count (TPC)

Cultures that incubated for 0, 14, 28, 42 and 56 days were diluted as needed. Every three last dilutions, the suspensions were inoculated into a Petri dish using the pourplate method, then added 15 mL NA, and homogenized. The culture was incubated for 24 hours at room temperature (28 ± 2)°C. The number of eligible microbial cells (30-300 colonies) is stated in CFU /g (Ibuot and Bajhaiya, 2013).

Total Petroleum Hydrocarbon (TPH)

5 g of soil sample was taken from each tube and dried in an oven at 70°C for 6 hours. N-hexane was added as much as 20 mL in 2 times the extraction. Samples were homogenized for 10 minutes with vortex and deposited for 10 minutes. The extraction results were evaporated and weighed with analytical scales. TPH calculation was done gravimetrically with the APHA formula (2005):

$$OR = \frac{W_1 - W_0}{W} \quad \dots (1)$$

In the formula, OR is Oil residue (g/g) W_1 is pumpkin weight + residue, and W_0 is pumpkin weight. TPH value obtained can be calculated to obtain the percentage of degradation using the formula:

$$DE (\%) = \frac{W_o - W_1}{W_o} \times 100 \% \quad \dots (2)$$

In the formula, DE is degradation efficiency (%), W_o is initial weight, and W_1 is final weight.

Analytical method

All data obtained such as Total Plate Count (CFU/g), Total Petroleum Hydrocarbon (g/g), pH, and humidity were analyzed descriptively.

Results and Discussion

Total Plate Count (TPC)

The total bacterial count was at an abundance of 5.22×10^5 CFU / g (H0V1) to 6.48×10^6 CFU / g (H4V3) during the 56-day incubation time. This insignificant difference also occurred in Lusiana's study (2012) on the addition of *Pseudomonas aeruginosa* concentration of 3% with an abundance of bacteria around 9.31×10^4 CFU/mL to 2.28×10^7 CFU/mL within 21 days. Low bacterial counts and low contaminants levels can indicate that biodegradation were successful and that bacteria are declining off because the contamination (food source) is decreasing. These results matched with Obiakalaje and Makinde (2015) who studied the biostimulation effect on the degradation of crude oil-contaminated soil. The number of hydrocarbon degrading bacteria was increased from 2.51×10^5 to 1.74×10^6 CFU / g. The result are presented in Fig. 1.

It can be seen from all treatments from H0 to H1 that an exponential phase occurred where at this time the bacteria can adapt and utilize nutrients on the substrate to metabolize, without a lag phase. This lag phase was expected to last briefly as reported in Suthar and Singh (2008) research that the growth of *Bacillus subtilis* MUV4 only experienced a lag phase in the first 6 hours. This was also due to the initial environment of the bacterial consortium that was added as well as microbial indigenous suitable to the environment contained in this study were isolated and found from environments polluted by petroleum waste. Setyati *et al.*, (2015) stated that if the isolates used in the treatment and research have often been used, then these isolates require an adaptation phase in an effort to adapt to the environment that has only been running for several hours.

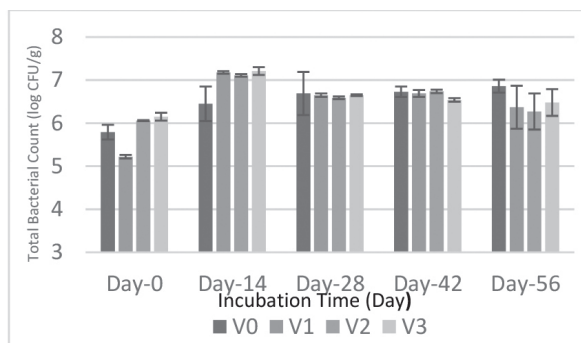


Fig 1. Bacterial growth during incubation time

Furthermore, the results of observations at the time of H₂ (28th day) incubation decreased bacterial abundance, this result was influenced by the start of decreasing the content of the substrate in the reactor in line with the decline in TPH value of oil mud. According to Nugroho (2006) high bacterial population density could affect the decrease in the number of bacteria due to the presence of acid metabolites produced by the bacteria themselves. Thus, bacteria were able to utilize hydrocarbons as an energy source but due to acid metabolites that were produced become toxic to the bacterial environment and reduced their abundance. On H₃ (42nd day) and H₄ (56th day) bacterial growth began to enter the stationary phase until death is estimated to decrease the substrate content.

TPH removal efficiencies

The initial TPH concentration in the tube was 0.069 g/g until 0.071 g/g (Table 1) and after 56 days of bioremediation process, there was decreasing of TPH up to 28.58%, 63.78%, 66.25% and 81.01% (Fig. 2) in biopile's tube H4V0, H4V1, H4V2 and H4V3 respectively. The final TPH concentration in the tube H4V0, H4V1, H4V2 and H4V3 were 0.049 g/g, 0.026 g/g, 0.023 g/g, and 0.012 g/g respectively (Table 1).

Table 1. Calculation results of the TPH degradation value

Treatments	TPH (g/g)	
	0 th day	56 th day
V0	0.069	0.049
V1	0.071	0.026
V2	0.068	0.023
V3	0.063	0.012

Adding sawdust as bulking agents can significantly enhance the contaminant removal efficiency in biopile system. The TPH removal efficiency of the tube H4V1 (63.78%) H4V2 (66.25%) and H4V3 (81.01%), were higher than that of the tube H4V0 (28.58%). Enhancements in contaminant removal by adding bulking agents (sawdust) were also reported in other biopile system by Jie Ma (2016) whom his TPH removal efficiency was 26.6% higher than non adding bulking agents. Oxygen content is known to be a key factor for biopiling process. Addition of bulking agent enhanced the diffusion of oxygen into the pile, thus facilitating microbial metabolism and aerobic biodegradation of contaminants (Marín *et*

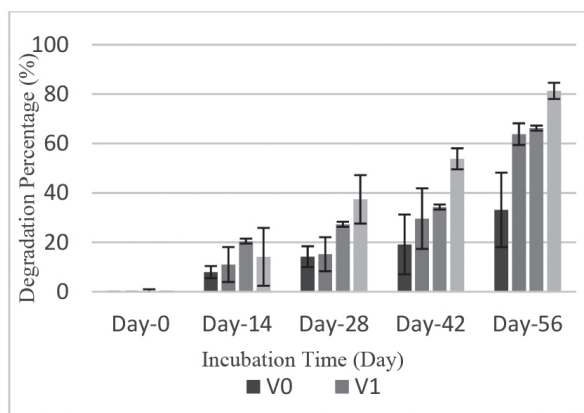


Fig 2. Percentage of TPH degradation

al., 2006). Since in nature, the bioremediation process depends on the cooperative metabolic activities of organisms (Cerquiera *et al.*, 2011). The result agrees with those of Shabir *et al.*, (2008), who found that the biodegradation rate of kerosene-contaminated soil was significantly enhanced by the addition of inorganic amendments along with the addition of mixed bacterial culture through 6 weeks and reached to 65 %.

The highest final result of TPH percentage degradation was 81.01 and if compared to other studies the percentage was not far behind. The experiment by Arifudin (2016) using a biopile system from crude oil with adding sand, compost and soil reached percentage of degradation in 80% for 63 days. (Ma, 2016) was also succeeded to degrade crude oil in number 87% for 30 days. This result can be caused by differences in the characteristics of the oil sludge used, the type of bacterial consortium, and the added inorganic nutrients that affect the biodegradation results of hydrocarbon compounds. Although it has different results from this research comparison, it indicate that sawdust can be used as a potential bulking agent in the process of biodegradation of oil sludge. According to Gustan (2002) sawmills in Indonesia reached 1.4 millions m³/year, in which sawdust was produced around 15% in total, so there were 210,000 m³/year. Therefore using sawdust as bulking agents in biopile may reduced the number of sawmills in Indonesia.

Change in pH and moisture during biopile experiment

Variations in the pH of biopile tubes can be related to metabolic processes. However, the pH observed in this study was within the pH range suitable for

microbial growth which showed that this isolate optimal in the pH range from 6.8 to 7. Riskuwa and Ijah (2016) reported that the growth of most microorganisms normally the largest in the pH range is 6 to 8. Moisture content is an important and measured factor to ensure that the air injected through the biopile system pipe does not dry the soil and thus determines bacterial growth. Moisture measurements range from 60% to 80%. Suardana *et al.* (2002) state that the ideal groundwater content is 50%, if the groundwater content of the mixture is below 60% then the structural integrity is not good, the increased moisture value does not increase optimally in bacterial growth and constant hydrocarbon degradation happen. The results of pH and water content are listed in Table 2.

Table 2. pH, and moisture content of biopile reactor

Times (days)	pH value	Moisture content (%)
0 th day	7.0	58.7
14 th day	6.8	6.46
28 th day	6.7	7.56
42 nd day	7.0	7.75
56 th day	7.0	7.87

Conclusion

Results show that small design biopile system with adding sawdust 45% was effective to degrade TPH removal as much as 81.01% for 56 days. Based on the results, sawdust have potential as bulking agent in the process of biodegradation of oil sludge

Acknowledgement

We would like to thank Kemenristek Dikti and Universitas Airlangga through the "Penelitian Strategis Nasional, 2017" for funding and facility support and Mrs. Nastiti Trikurniadewi, S.Si., M.Si, Mr. Zainal Abidin S.Pd., M.Si and Mr. Suwarni, S.Sos. who helped us during the research.

References

APHA (American Public Health Association). 2005. *Standard Methods for the Examination of Water and Wastewater* 21st Ed. American Public Health Association. Washington D.C.

Arifudin, 2016. Perbaikan Proses Bioremediasi Tanah Terkontaminasi Minyak Bumi pada Teknik Biopile dengan Penambahan Pasir. Tesis. Program Studi

Pengelolaan Sumberdaya Alam dan Lingkungan. Institut Pertanian Bogor, Bogor.

Balai Teknologi Lingkungan. 2010. Laporan Akhir (Program Dokumen): Teknologi Pengendalian Pencemaran Lingkungan (Remediasi). Serpong.

Center for Environmental Technology. 2010. Final Report (Program Document): Environmental Pollution Control Technology (Remediation). Serpong.

Corqueira, V. S., Hollenbach, E. B., Maboni, F., Vainstein, M. H., Camargo, F., Peralba, M. and Bento, F. 2011. Biodegradation Potential of Oily Sludge by Pure and Mixed Bacterial Cultures. *Bioresource Technology*. 102 (23) : 11003–10.

Darisa. 2014. Pengaruh Variasi Konsentrasi Konsorsium Bakteri and Lama Waktu Fermentasi terhadap Produksi Biogas dengan Substrat Kotoran Sapi. Skripsi. Departemen Biologi, Fakultas Sains dan Teknologi, Universitas Airlangga, Surabaya.

Fahrudin, 2010. Bioteknologi Lingkungan. Alfabeta. Bandung.

Government Regulations. 2014. Government Regulation Number 101 Concerning Management of Hazardous and Toxic Waste. Jakarta

Gustan, 2002. Teknologi Alternatif Pemanfaatan Limbah Industri Pengolahan Kayu. Institut Pertanian Bogor.

Ibuot, A., A. and Bajhaiya, A. 2013. Biodegradation of Crude Oil Sludge using Municipal Solid Waste As Bulking Agent. *Asian Journal of Biological Sciences*. Vol.6(4).

Indah, 2017. Potensi Kompos *Azolla pinnata* Sebagai Bulking Agent pada Bioremediasi Tanah Tercemar Lumpur Minyak. Skripsi. Universitas Airlangga, Surabaya.

Jie Ma., Yongqi Yang., Xioli Dai., Yetong Chen., Hanmei Deng., Huijin Zhuo., Shahouli Guo., Guangxu Yan. 2016. Effects of adding bulking agent, inorganic nutrient and microbial inocula on biopile treatment for oil-field drilling waste. *Chemical Engineering, University of Petroleum-Beijing, China. Chemosphere ISO* (2016) 17-23.

Lusiana, 2012. Bioremediasi Air Laut Terkontaminasi Minyak Bumi Dengan Menggunakan Bakteri *Pseudomonas aeruginosa*. ITS Press. Surabaya.

Menezes, B. F., Camargo, F., Okeke, B. and Frankenberger, W. 2003. Bioremediation of Soil Contaminated by Diesel Oil. *Brazilian Journal of Microbiology*. 34 (1) : 65–68.

Minister of the Environment. 2003. Decree of the State Minister for the Environment Number 128 Concerning Procedures and Technical Requirements for the Treatment of Petroleum Waste and Soil Contaminated by Petroleum Biologically. Jakarta

Motsara, M. R. and Roy, R. N. 2008. Guide to Laboratory Establishment for Plant Nutrient Analysis. Italy: FAO. pp. 119.

Ni'matuzahroh, Surtiningsih, T. and Sumarsih, S. 2013.

- Bioleanoil : Produk Berbasis Mikroba untuk Pengolahan Sludge Industri Minyak. Lembaga Penelitian, Universitas Airlangga, Surabaya.
- Nugroho, A. 2006. Biodegradasi Sludge Minyak Bumi Dalam Skala Mikrokosmos: Simulasi Sederhana Sebagai Kajian Awal Bioremediasi Land Treatment. Universitas Trisakti, Jakarta. Vol 10 (2).
- Obiakalaje, U.M., Makinde, O.A. and Amakoromo, E.R. 2015. Bioremediation of Crude Oil Polluted Soil Using Animal Waste. *International Journal of Environmental Bioremediation and Biodegradation*. 3 (3) : 79–85.
- Panda, S., Kar, N. and Panda, R. 2013. Isolation and identification of petroleum hydrocarbon degrading microorganism from oil contaminated environment. Institute of minerals and materials technology, Bhubaneswar, Odisha, India. 3(5). Hal. 1314-1321.
- Riffaldi, R., Levi-Minzi, R., Cardelli, R., Palumbo, S. and Saviozzi, A. 2006. Soil Biological Activities in Monitoring the Bioremediation of Diesel Oil-Contaminated Soil. *Water, Air, and Soil Pollution*. 170 (1–4) : 3–15.
- Riskuwa-shehu, M. L. and Ijah, U.J. 2016. Enhanced Removal of Crude Oil in Soil by Mixed Culture of *Bacillus Megaterium* UL05 and *Pseudomonas aeruginosa* UL07. *International Journal of Environmental Bioremediation & Biodegradation*. 4 (1): 8–12.
- Setyati, Wilis A., Martani, E., Triyanto., Subagiyo and Zainuddin, M. 2015. Kinetika Pertumbuhan dan Aktivitas Protease Isolat 36k dari Sedimen Ekosistem Mangrove, Karimunjawa, Jepara, Ilmu Kelautan. 20 (3). Hal.163-169.
- Suardana, P., Mulyono, Moersidik, S.S., Supardi, D. and Santoso, E. 2002. The effect of linear alkylbenzene sulfonate surfactants in accelerating the bioremediation of petroleum waste. *IATMI National Symposium*.
- Sudirman, S., Sutoko, I. and Juarsah, 2006. Penetapan Retensi Tanah di Laboratorium. Balai Besar Penelitian and Pengembangan Sumberdaya Lahan Pertanian, Bogor.
- Suthar, S. and Singh, S. 2008. Vermicomposting of Domestic Waste by Using Two Epigenic Earthworms (*Perionyx excavates* and *Perionyx sansibaricus*). *Int J. Environ. Sci. Tech*. 5 (1). Hal. 99-106
- Zam, S.I. 2010. Optimasi Konsentrasi Inokulum, Rasio C:N:P dan pH pada Proses Bioremediasi Limbah Pengilangan Minyak Bumi Menggunakan Kultur Campuran. El-Hayah. Vol. 1(2)
-