

Pollution Research Editorial Advisory Board

Chief Editor

Dr. R.K.Trivedy, Pune, India

EDITORIAL ADVISORY BOARD

- | | |
|--|---|
| 1. Dr. R. Marc Bricka, USA | 20. Dr. A. Giacometti, Italy |
| 2. Dr. I.C. Onyema, Lagos, Nigeria | 21. Dr. C. Ddokpayi, Nigeria |
| 3. Dr. Lidia Szykiewicz, Italy | 22. Dr. A.K. Dikshit, I.I.T., Mumbai, India |
| 4. Dr. Michal Green, Israel | 23. Dr. Ajit Pratap Singh, BITS, Pilani |
| 5. Dr. J.E. Surlie, Norway | 24. Dr. T.N. Singh, I.I.T., Mumbai, India |
| 6. Dr. L.O. Chukwu, Nigeria | 25. Dr. S.A. Abbasi, Pondicherry, India |
| 7. Dr. S.M. Talebi, Iran | 26. Dr. Mohamed Gabr, Egypt |
| 8. Dr. Neeke Jacob, Nigeria | 27. Dr. A.R. Ghosh, Burdwan, W.B., India |
| 9. Dr. A.H. Subratty, Mauritius | 28. Prof. (Dr) Agr. H.M. Amin, Indonesia |
| 10. Dr. K. Mathew, Australia | 29. Prof. (Dr) Reda Bayoumi, Egypt |
| 11. Dr. T. Bahorun, Mauritius | 30. Dr. Massoud Kaythai, Iran |
| 12. Dr. Azni Idris, UPM, Malaysia | 31. Prof. Suprihatin Suprihatin, Indonesia |
| 13. Dr. Alireza Valipour, Marandi, Iran | 32. Dr Amit Arora, Ferozepur, Punjab, India |
| 14. Dr. D.J. Lee, Taiwan | 33. Dr. A.D. Banjo, Nigeria |
| 15. Dr. F.D. Udoh, Nigeria | 34. Dr. D.P. Singh, Lucknow, India |
| 16. Dr. B.B. Ayade, Nigeria | 35. Dr. Toan, Vu.Duc, Hanoi, Vietnam |
| 17. Dr. C. Visvanathan, AIT, Thailand | 36. Dr. Suresha, Saudi Arabia |
| 18. Dr. Margaret Greenway, Australia | 37. Dr. Duangrat Inthorn, Thailand |
| 19. Prof. (Dr.) Ir. Diana Arfiati, Indonesia | |

[Back to Pollution Research Journal Details](#)

Pollution Research Journal Papers

Issue: Vol 38, August Suppl Issue

STUDY OF CONCENTRATIONS OF HEAVY METALS CADMIUM TRAPPED IN PORITES LUTEA SKELETON IN KONDANG MERAK, EAST-JAVA, INDONESIA

OKTIYAS MUZAKY LUTHFI, SIGIT RIJATMOKO, ANDIK ISDIANTO, MUHAMMAD ARIF ASADI, DADUK SETYOHADI, ALFAN JAUHARI, ALI ARMAN LUBIS AND AGOES SOEGIANTO

[Get Abstract](#)

UPTAKE OF METAL IONS FROM ARTIFICIAL GREY WATER BY BOTRYOCOCCUS SP.

RADIN MAYA SAPHIRA RADIN MOHAMED, MUHAMMAD SAFWAN MISWAN, ADEL ALI SAEED AL-GHEETHI, AMIR HASHIM MOHD KASSIM, WUROCHEKKE ANWARUDDIN AHMED1 AND NURINA FITRIANI

[Get Abstract](#)

VARIOUS ASPECTS OF BIO LUBRICANTS

AMIT ARORA, SUKHJINDER SINGH SANDHU AND NARENDRA SINGH

[Get Abstract](#)

POTENTIAL HEAVY METALS REMEDIATION TEST ON CHAETOCEROS CALCITRANS

DWI CANDRA PRATIWI, NIKEN PRATIWI1, GUNTUR, RARASRUM DYAH K. AND AGOES SOEGIANTO

[Get Abstract](#)

CADMIUM AND COPPER TOXICITY TEST AS GROWTH INHIBITOR OF SKELETONEMA COSTATUM

GUNTUR, DWI CANDRA PRATIWI, NIKEN PRATIWI, DEFRI YONA, RESPATI DWI S., RARASRUM DYAH K AND AGOES SOEGIANTO

[Get Abstract](#)

ACCUMULATION OF MERCURY AND ITS IMPACT ON THE CHLORIDE CELL OF GILLS OF TILAPIA (OREO CHROMIS NILOTICUS LINNAEUS, 1758)

KIKI SYAPUTRI HANDAYANI*, BAMBANG IRAWAN AND AGOES SOEGIANTO*

[Get Abstract](#)

REMOVAL OF POLLUTANTS OF TEXTILE INDUSTRY BY ELECTRO COAGULATION

AMIT ARORA, RAJESH KUMAR KAMBOJ AND ASHISH GUPTA

[Get Abstract](#)

THE EFFECT OF NUTRIENT ABUNDANCE ON DISTRIBUTION OF CYANO BACTERIA AND CHLOROPHYLL-A IN SEDATI WATER, SIDOARJO

Search Articles

Journal Issues

[Vol 39, Feb Suppl. Issue, 2020](#)

[Vol 38, Issue 4, 2019](#)

[Vol 38, November Suppl Issue](#)

[Vol 38, Issue 3, 2019](#)

[Vol 38, August Suppl Issue](#)

[Vol 38, Issue 2, 2019](#)

[Vol 38, March Suppl Issue](#)

[Vol 38, Issue 1, 2019](#)

[Vol 37, Issue 4, 2018](#)

[Vol 37, Issue 3, 2018](#)

[Vol 37, Issue 2, 2018](#)

[Vol 37, May Suppl. Issue 2018](#)

[Vol 37, Issue 1, 2018](#)

[Vol. 36, Issue 4, 2017](#)

[Vol. 36, Issue 3, 2017](#)

[Vol. 36, Issue 2, 2017](#)

[Vol. 36, Issue 1, 2017](#)

[Vol. 35, Issue 4, 2016](#)

[Vol. 35, Issue 3, 2016](#)

[Vol. 35, Issue 2, 2016](#)

[Vol. 35, Issue 1, 2016](#)

[Vol 34, Issue 4, 2015](#)

[Vol 34, Issue 3, 2015](#)

[Vol 34, Issue 2, 2015](#)

[Vol 34, Issue 1, 2015](#)

[Vol 33, Issue 04, 2014](#)

[Vol 33, Issue 03, 2014](#)

[Vol 33, Issue 02, 2014](#)

[Vol.33, Issue 01, 2014](#)

[Vol.32, Issue 04, 2013](#)

[Vol.32, Issue 03, 2013](#)

[Vol.32, Issue 02, 2013](#)

[Vol.32, Issue 1, 2013](#)

[Vol.31, Issue 04, 2012](#)

[Vol.31, Issue 3, 2012](#)

[Vol.31, Issue 2, 2012](#)

[Vol.31, Issue 1, 2012](#)

[Vol.30, Issue 4, 2011](#)

[Vol.30, Issue 3, 2011](#)

[Vol.30, Issue 2, 2011](#)

[Vol.30, Issue 1, 2011](#)

[Vol.29, Issue 4, 2010](#)

[Vol.29, Issue 3, 2010](#)

[Vol.29, Issue 2, 2010](#)

[Vol.29, Issue 1, 2010](#)

[Vol.26, Issue 3, 2007](#)

LUTHFIANA APRILIANITA SARI, KUSTIAWAN TRI PURSETYO, SULASTRI ARSAD, ENDANG DEWI MASITHAH, EKO SETIAWAN AND MOCHAMMAD AFFANDI

[Get Abstract](#)

MECHANISM OF MASS TRANSPORT AND CALCULATION OF FREE ENERGY FOR THE ADSORPTION OF PB(II) ION BY ADSORBENT MADE FROM SOLID TOFU WASTE IMMOBILIZED ON SILICA SURFACE

HANDOKO DARMOKOESOEMO, EKO PRASETYO KUNCORO, GANDEN SUPRIYANTO AND YOSEPHINE SRI WULAN MAHUHARA

[Get Abstract](#)

EFFECT OF HEAVY METALS ON SUPER OXIDE DISMUTASE (SOD), MALONDIALDEHYDE (MDA), AND EPIDERMAL HISTOLOGY OF TUBIFEX SP. WORM

IRAWATI MEI WIDIASTUTI, ASUS MAIZAR SURYANTO HERTIKA, MUHAMMAD MUSA, DIANA ARFIATI AND AGOES SOEGIANTO

[Get Abstract](#)

EFFECT OF WASTE GLASS POWDER ON VARIOUS PROPERTIES OF CONCRETE

AMIT ARORA, PARAMPREET KAUR AND VARINDER SINGH

[Get Abstract](#)

SMALL-SCALE CHICKEN SLAUGHTERHOUSE INDUSTRIES: PRODUCTION AND EFFLUENT QUALITY CHARACTERISTICS

JULIZA ABU BAKAR, RADIN MAYA SAPHIRA RADIN MOHAMED, MAHBOBA BAKARRADHI BAKER, ADEL ALI SAEED AL-GHEETHI AND NURINA FITRIANI

[Get Abstract](#)

EFFECTIVENESS OF MAGNETIC FIELD INDUCTION FROM SOLENOID COILS TO REDUCE LEADS (PB) IN WASTEWATER

SURYANI DYAH ASTUTI, LAILIA ANGGRAINI, AMILIYATUL MAWADDAH, FADLI AMA AND PUSPA ERAWATI

[Get Abstract](#)

EFFECT OF PARTICLE SIZE OF HYDROXY APATITE BASED CORALAS ABSORBANT OF NICKEL CONTAMINANT

SISWANTO, DYAH HIKMAWATI, ZASKYA DWI ARIDHYANTI AND UMI KULSUM

[Get Abstract](#)

EVALUATION OF ALKALINE PECTIN LYASE OF PSEUDOMONAS SP. FOR TEXTILE INDUSTRY EFFLUENT MANAGEMENT

RITU SAHARAN AND KANTI PRAKASH SHARMA

[Get Abstract](#)

NOISE AND HEARING LOSS EXPERIENCE AMONG GROUND HANDLING WORKERS IN JUANDA AIRPORT SURABAYA

NUGRAENI AFFIANTI, NYILO PURNAMI AND RISA ETIKA

[Get Abstract](#)

THE CORRELATION BETWEEN TNF- ALPHA VALUE WITH HEARING THRESHOLD AT 4000 HERTZ AFTER EXPOSURE TO GUNFIRE OF NATIONAL POLICE ACADEMY IN EAST JAVA, INDONESIA

ISMELIA FADLAN, NYILO PURNAMI AND JENNY ENDANG BASHIRUDDIN

[Vol.20, Issue 02, 2001](#)

[Vol.20, Issue 01, 2001](#)

[Vol.19, Issue 03, 2000](#)

[Vol.19, Issue 01, 2000](#)

[Vol.18, Issue 02, 1999](#)

[Vol.17, Issue 04, 1998](#)

[Vol.17, Issue 03, 1998](#)

[Vol.17, Issue 01, 1998](#)

Looking for Past Issues?

[Click here to get them!!](#)

[Get Abstract](#)

THE ROLE OF CONTINUOUS MODERATE EXERCISE ON HSP70 EXPRESSION AND THE TRANSFORM CELL NUMBER ON ORAL SQUAMOUS CELL MUS MUSCULUS INJECTED BY BENZOPYRENE

ANIS IRMAWATI, SANTIKA RENTIKA HADI, ABDUL HARIS, RETNO PUDJI RAHAJU, THERESIA INDAH BUDHY AND NOOR FAIZAH BALQIS

[Get Abstract](#)

ASSESSMENT OF SORPTION POTENTIAL OF PADDY STRAW BIOCHAR FOR LEAD (PB²⁺) REMOVAL FROM WASTEWATER

DIPAKSHI SHARMA, SARASWATI SAINI, DINESH KUMAR, INDERPREET KAUR AND SATWINDERJEET KAUR

[Get Abstract](#)

CORRELATION BETWEEN REACTIVE OXYGEN SPECIES WITH NOISE INDUCED HEARING LOSS IN AUTOMOTIVE VOCATIONAL SCHOOL STUDENT

VERA MELYANI, NYILO PURNAMI, RIZKA FATHONI PERDANA, DHANY ARIFANTO AND AINUN NADIROH

[Get Abstract](#)

BIO PROSPECTING OF CELLULOLYTIC AND BIO SURFACTANT PRODUCING BACTERIA FOR ORGANIC WASTE TREATMENT

ALMANDO GERALDI, NI'MATUZAHROH, AKEN PUTI WANGUYUN, SUCIPTO HARIYANTO, BRIGITA NUR DIYAN AGUSTIANA, ALIFAH NASTITI, RIZQIA NURUL ALFIYANITA, INDRA GUMILAR, TESALONIKA TETYA VIRGINIA, SITI RIZQIYATUL MUKARROMAH, ANNISA DWI SAVITRI, ERNA ERVIANA NADHIFA, KHAF

[Get Abstract](#)

UNDERSTANDING PESTICIDE DEGRADING-MICROBE COMMUNITY USING MOLECULAR APPROACHES

AKEN PUTI WANGUYUN AND ALMANDO GERALDI

[Get Abstract](#)

GEO CHEMICAL EVALUATION OF HEAVY METAL POLLUTION IN THE SOIL OF THE ARANI TALUK OF TAMIL NADU, SOUTH INDIA

P. MOHANA, P.M. VELMURUGAN AND M. JAYAPRAKASH

[Get Abstract](#)

UTILIZATION OF FISH AND EGGSHELL WASTE AS LIQUID FERTILIZERS IN AN EFFORT TO REDUCE ENVIRONMENTAL POLLUTION AND IMPROVE SOYBEAN YIELD

JAJUK HERAWATI, INDARWATI, TATUK TOJIBATUS SA'ADAH AND RISTANI WIDYA INTI

[Get Abstract](#)

TECHNICAL ASPECT OF A CENTRALIZED DOMESTIC WASTE WATER MANAGEMENT SYSTEM IN SUKOLILO DISTRICT, SURABAYA, INDONESIA

DWI AGUSTIANG NINGSIH, EDDY SETIADI SOEDJONO AND NURINA FITRIANI

[Get Abstract](#)

EXAMINATION OF COMBUSTION PROCESS OF HARD COAL AND PREDRIED LIGNITE BLENDS

AMIT ARORA, HALINA PAWLAK-KRUCZEK, MARCIN BARANOWSKI, MARCIN DEBOWSKI, KRYSZTIAN KROCHMALNY, LUKASZ NIEDZWIECKI AND JAKUB MULARSKI

[Get Abstract](#)

EMISSION GAS TESTING FROM BIOMASS COMBUSTION OF PALM OIL MILL BOILERS

INTAN AYU PRATIWI AND HELMI DADANG ARDIANSYAH

[Get Abstract](#)

PROTECTIVE EFFECT OF OKRA PODS METHANOL EXTRACT AGAINST LEAD ACETATE-INDUCED TESTICULAR TOXICITY IN MICE

LISTIJANI SUHARGO, BRILIAN RATNA WATI AND SRI PUJI ASTUTI WAHYUNINGSIH

[Get Abstract](#)

POLLUTION ABATEMENT THROUGH REUSE OF TWO BYPRODUCTS OF THERMAL POWER PLANT-WASTEWATER AND FLYASH AS AN IRRIGANT AND FERTILIZER

AFROZA AKHTER, ABDUL RASHID DAR, MOHAMMAD RAFIQ WANI, RAZIA PARVEEN REYAZ-UL-REHMAN, NASEER HUSSAIN SHAH AND ARIF INAM

[Get Abstract](#)

ADSORPTION OF PB(II) FROM AQUEOUS SOLUTION USING MIXTURE OF TOFU SOLID WASTE AND BENTONITE

EKO PRASETYO KUNCORO, MOCHAMAD ZAKKI FAHMI, FADLI AMA, ISNI ARLIYANI AND MUHAMMAD SYAIFUDDIN

[Get Abstract](#)

EVALUATION OF ANTIOXIDANT PROPERTIES OF CURCUMIN FOR THE MANAGEMENT OF LEAD EXPOSED IN MICE

SUGIHARTO, WIN DARMANTO, SRI PUJI ASTUTI, CHERYL ATIRA, PUTRI OLIVIA AND YANI MARTHA

[Get Abstract](#)

APPLICATION OF CELLULOSE ACETATE-TIO₂ HOLLOW FIBER PHOTO CATALYTIC MEMBRANE COMPOSITE FOR PROFENOFOS DEGRADATION

SITI WAFIROH, ASTRID MAULIDINA WIBIARISKY AND ABDULLOH

[Get Abstract](#)

BIODIVERSITY OF PHYTO PLANKTON OF SIKAM RESERVOIR FROM RAJURA, DISTRICT-CHANDRAPUR, MAHARASHTRA STATE (INDIA)

S.A. DHOBLE, Y.B. GEDAM AND M.B. WADEKAR

[Get Abstract](#)

REMOVAL OF CADMIUM FROM ELECTROPLATING INDUSTRY WASTE WATER USING ADSORBENT FROM SOLID WASTE OF AGAR INDUSTRY

NURUL ALVIA ISTIQOMAH, EKO PRASETYO KUNCORO, THIN SOEDARTI AND SALAMUN

[Get Abstract](#)

QUALITATIVE EVALUATION OF SOIL PARAMETERS IN THE VICINITY OF PAPER INDUSTRY FROM SIRPUR KAGHAZNAGAR BLOCK, ADILABAD DISTRICT, TELANGANA, INDIA

HARISH KUMAR AGRE, VENKATESHWARLU C.H. AND K. SIREESHA

[Get Abstract](#)

THE EFFICACY OF POMEGRANATE EXTRACT (PUNICA GRANATUML.) AND ELLAGIC ACID ON THE EXPRESSION OF VEGF AND ORALCANCER CELLS APOPTOSIS OF MUS MUSCULUS DUE TO BENZOPYRENE INDUCTION

SRI HERNAWATI AND ANIS IRMAWATI

[Get Abstract](#)

MARINE LITTER CHARACTERIZATION ON THE EASTERN COAST OF SURABAYA CITY, EAST JAVA, INDONESIA: CASE STUDY OF CUMPAT BEACH AND KENJERAN BEACH

BIEBY VOIJANT TANGAHU, ANAK AGUNG GDE KARTIKA, DIAN SAPTARINI, FEBRURIYANA PIRADE AND TRIADNA FEBRIANI AABIDAH

[Get Abstract](#)

IMPACT OF COPPER AND LEAD ON THE WATER QUALITY AND GROWTH OF LEMNA MINOR L. IN MACRO PHYTE PONDS

N.C. THARAVATHY, K.K. SRAVYA RAVEENDRAN AND SHOBITH

[Get Abstract](#)

GCMS ANALYSIS AND ANTIMICROBIAL ACTIVITY OF FRACTIONS OF PIPER BETLE L. VAR. NIGRA

JUNAIRIAH, NI'MATUZHROH, NABILAH ISTIGHFARI ZURAI DASSANAAZ AND LILIS SULISTYORINI

[Get Abstract](#)

PREDICTION AND ANALYSIS OF ECOLOGICAL CLIMATIC CONDITIONS (HUMIDITY/TEMPERATURE) OF DIFFERENT COUNTRIES FLY-ASH USING DATA MINING TECHNIQUES

DIVYA GUPTA AND KANAK SAXENA

[Get Abstract](#)

STUDIES ON THE PHYSICO-CHEMICAL CHARACTERISTICS AND HEAVY METAL CONTENTS IN DRINKING GROUNDWATER OF MOGA (PUNJAB)

SUNITA RANI

[Get Abstract](#)

A STUDY ON GROUND WATER QUALITY IN ENNORE, CHENNAI, TAMIL NADU, INDIA

P. ESHANTHINI, P. VIJAYALAKSHMI AND P.K. RAJI

[Get Abstract](#)

Impact factor 7.97, low cost
Open Access, Peer Review and refereed journal, journal of, indexing index journal

jetir Research Journal OPEN

Pollution Research

22

H Index

- Country**
- Subject Area and Category**
- Publisher**
- Publication type**
- ISSN**
- Coverage**
- Scope**

India -  SIR Ranking of India

Environmental Science
Pollution
Water Science and Technology

EM International

Journals

ISSN 02578050

Coverage 1997-2020

Scope POLLUTION RESEARCH is one of the leading enviromental journals in world and is widely subscribed in India and abroad by Institutions and Individuals in Industry, Research and Govt. Departments.

 [Homepage](#)

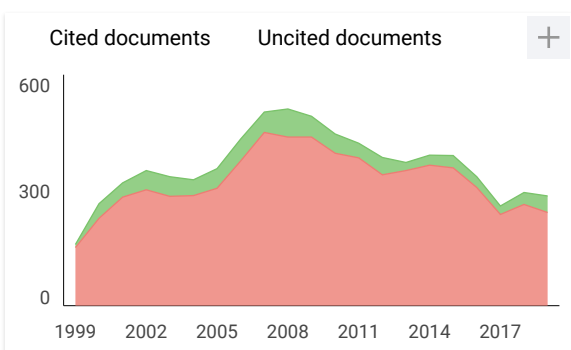
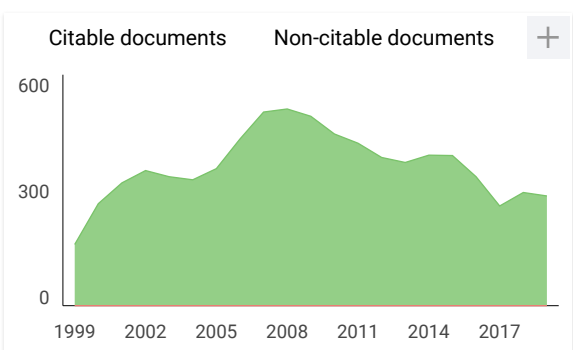
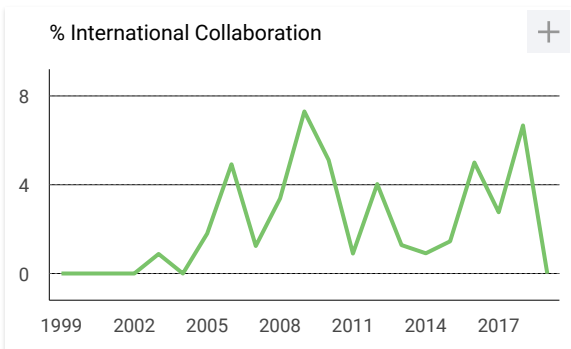
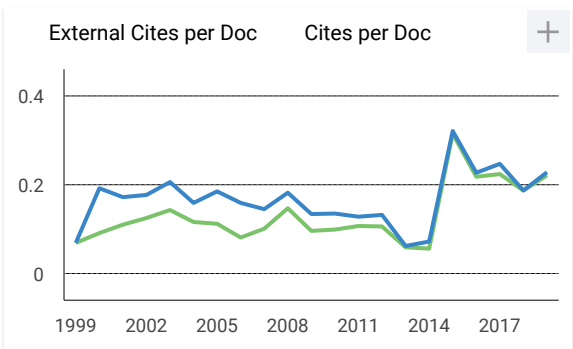
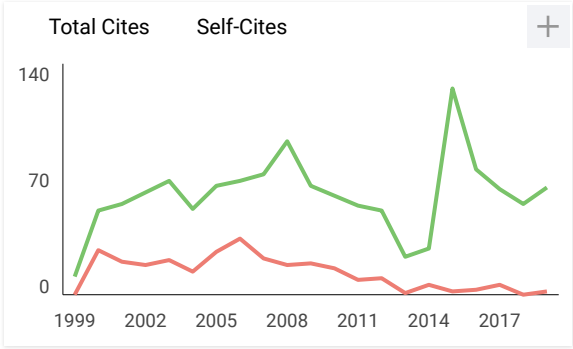
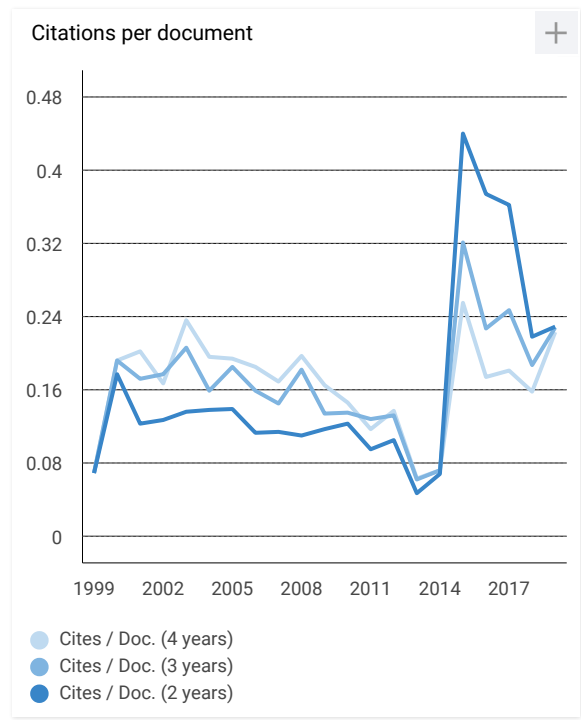
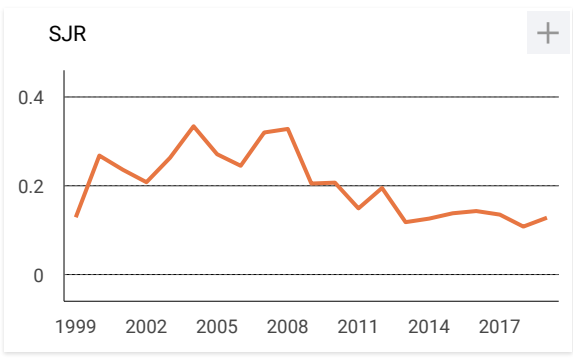
[How to publish in this journal](#)

 [Join the conversation about this journal](#)

Free Grammar Checker
Eliminate grammar errors instantly and enhance your writing with Grammarly

Grammarly DOWNLOAD

Quartiles +



Pollution Research

Q4

Pollution

best quartile

SJR 2019

0.13

powered by scimagojr.com

← Show this widget in your own website

Just copy the code below and paste within your html code:

```
<a href="https://www.scimagojr.com" style="color: #e31a1c; text-decoration: none;">https://www.scimagojr.com
```


See discussions, stats, and author profiles for this publication at: <https://www.researchgate.net/publication/336252112>

BIOPROSPECTING OF CELLULOLYTIC AND BIOSURFACTANT- PRODUCING BACTERIA FOR ORGANIC WASTE TREATMENT

Article in *Pollution Research* · August 2019

CITATIONS

0

READS

91

17 authors, including:



Almando Geraldi

Airlangga University

9 PUBLICATIONS 26 CITATIONS

[SEE PROFILE](#)



Ni'matuzahroh Ni'matuzahroh

Airlangga University

52 PUBLICATIONS 143 CITATIONS

[SEE PROFILE](#)



Sucipto Hariyanto

Airlangga University

42 PUBLICATIONS 60 CITATIONS

[SEE PROFILE](#)

Some of the authors of this publication are also working on these related projects:



Ginsenosides Biotransformation using Beta-Glucosidase of Bacterial Isolates from Indonesia [View project](#)



potency of bio-charcoal briquette from leather cassava tubers and industrial sludge [View project](#)

BIOPROSPECTING OF CELLULOLYTIC AND BIOSURFACTANT-PRODUCING BACTERIA FOR ORGANIC WASTE TREATMENT

ALMANDO GERALDI^{1,2*}, NI'MATUZHROH^{1,2}, AKEN PUTI WANGUYUN¹,
SUCIPTO HARIYANTO¹, BRIGITA NUR DIYAN AGUSTIANA¹, ALIFAH NASTITI¹,
RIZQIA NURUL ALFIYANITA¹, INDRA GUMILAR¹, TESALONIKA TETYA VIRGINIA¹,
SITI RIZQIYATUL MUKARROMAH¹, ANNISA DWI SAVITRI¹, ERNA ERVIANA NADHIFA¹,
KHAFID JALLALUDHIN¹ AND LUNACE RAHMA KINAYOH¹

¹Department of Biology, Faculty of Science and Technology, Universitas Airlangga, Surabaya, Indonesia

²Research Center for Bio-Molecule Engineering, Universitas Airlangga, Surabaya, Indonesia

(Received 27 April, 2019; accepted 15 June, 2019)

ABSTRACT

Increasing amounts of organic wastes such as cellulosic materials and waste oils which are difficult to manage using conventional physico-chemical processes necessitate the need for the development of more effective waste treatment approaches. One of the most attractive efforts is using cellulolytic enzymes and biosurfactants from microorganisms for the treatment of recalcitrant cellulosic materials and waste oils. Those biomolecules are not only effective for specifically removing targeted contaminants, but also easy to produce using cheap raw materials and non-toxic. To obtain native cellulolytic enzymes- and biosurfactants-producing bacteria which are expected to work optimally for organic waste treatments in Indonesia, we conducted bioprospecting in pine forest and hot spring ecosystems of Raden Soerjo Forest Park, Batu, East Java. As the results, two bacterial strains which exhibit cellulolytic activity and biosurfactant producing ability were isolated and characterized. HS1 strains isolated from hot spring was identified as *Bacillus subtilis* sub sp. *Inaquosorum* and is of interest due to its ability to produce cellulolytic enzyme and biosurfactant at high temperature which is a valuable feature for large-scale waste treatments.

KEY WORDS : Waste treatment, Cellulolytic Enzymes, Biosurfactants, Bioprospecting, Thermophilic Bacteria

INTRODUCTION

Recently, the rate of organic wastes released into the environment is increasing at an alarming rate (Makarichi *et al.*, 2018). Most of the organic wastes are disposed directly into landfills which increase the emission of greenhouse gas and unpleasant odor, as well as the contamination of ground water (Ma *et al.*, 2018). Moreover, current efforts on the treatment of those organic contaminants are rendered difficult due to the presence of recalcitrant components such as cellulosic materials and waste oils.

Cellulosic materials from paper and pulp, agricultural, and forestry industries, and foods, among others, are the single most voluminous

byproduct of our society (Khan *et al.*, 2016). Those wastes are commonly treated using heat and chemical compounds which are uneconomical, energy-consuming, and detrimental to the environment. Similar problems also hindered the effective treatment of waste oils. Synthetic surfactant used in the treatment of petroleum hydrocarbons and its derivatives, waste frying oils, and used engine oils, among others, are expensive and often toxic (De *et al.*, 2015). Thus, the development of alternative treatment methods for cellulosic and oil wastes that are cheaper, more reliable, and more environmentally friendly than current processes are needed.

One of the most attractive treatment methods are the use of cellulolytic enzymes and biosurfactants

*Corresponding author's e-mail : almando.geraldi@fst.unair.ac.id

from microorganisms. Those compounds act specifically towards certain substrates, are easy to produce from cheap raw materials, and generally non-toxic (Vijayakumar and Saravanan, 2015). Cellulosic enzymes included cellobiohydrolase (EC 3.2.1.91), cellulase (EC 3.2.1.4) and β -glucosidase (EC 3.2.1.21) work specifically towards degradation of cellulosic materials to fermentable sugars that can be converted to high value products such as bioethanol and organic acids (Chia-wen *et al.*, 2015). While, biosurfactants are surface active biological compounds which are able to solubilize hydrophobic substrates such as oils and hydrocarbon and ease their removal from contaminated environments (Santos *et al.*, 2016).

To obtain native cellulolytic enzymes- and biosurfactants-producing bacteria which are expected to work optimally for organic waste treatments in Indonesia, we conducted bioprospecting in pine forest and hot spring ecosystems of Raden Soerjo Forest Park, Batu, East Java. One thermotolerant strain and one mesophilic strain were isolated and their potency to produce cellulolytic enzymes and biosurfactants were also evaluated.

MATERIALS AND METHODS

Sampling site and method: Sampling was conducted in Pine forest and hot spring at Raden Soerjo Forest Park, Batu, East Java, Indonesia. Soil sample were collected from different sites of the pine forest at 112°32'00,6" E Longitude 07°44'21,7" S Latitude, stored in sterile container, and immediately brought into the laboratory. Sediment sample were collected from different sites of the hot spring at 112° 32' 0" E Longitude and 7° 44' 31" S Latitude in sterile insulated water bottles and immediately brought into the laboratory.

Isolation of bacteria: Bacteria were isolated in CMC (carboxymethyl cellulose) Agar media (Naresh *et al.*, 2019) using serial dilution technique. Ten grams of soil or sediment sample was diluted in 90 mL of sterile NaCl 0.85% in 250 mL conical flask and kept it in orbital shaker at 100 rpm to get a homogenized soil suspension. Serial dilution was made and dilution of 10^{-2} and 10^{-3} for hot spring sediment and 10^{-9} and 10^{-10} for pine forest soil sample were spread onto CMC Agar plates and incubated at 30 °C for 48h.

Screening of Cellulolytic Activity: The cellulolytic

activity of one isolate from pine forest soil sample (S1) and one isolate from hot spring sediment sample (HS1) which showed growth on CMC agar plate were evaluated using CMC plate assay (Mohammad *et al.*, 2017). Single colony of S1 was streaked onto CMC agar plate and incubated at 30 °C for 48 h, while single colony of HS1 was streaked onto CMC agar plates and incubated at 40 °C and 50 °C for 48h. After incubation, the agar medium was overflowed with Congo Red solution (1% w/v) for 30 minutes. The Congo Red solution was then discarded, and the plates were further treated by flooding with 1 M NaCl for 30 minutes. The formation of clear zone of hydrolysis indicated cellulose degradation.

Screening of Biosurfactants Production: The ability of S1 and HS1 isolates to produce biosurfactants was screened using hemolytic activity assay (Ibrahim, 2018). In this assay Nutrient Agar (NA) supplemented with 5% sheep blood was used. Single colony of S1 was streaked onto blood agar plate and incubated at 30 °C for 48h, while single colony of HS1 was streaked onto blood agar plates and incubated at 40 °C for 48h. Hemolytic type was confirmed according to hemolysis result and clear zone color.

Identification and characterization of the bacterial isolate: S1 and HS1 were streaked onto Nutrient Agar plates incubated at 30 °C for 24h. Shape, color, elevation and margin of the colonies were characterized. Gram staining of the isolates were also conducted using Grams Stain-Kit (HiMedia, India).

16S rRNA Gene Amplification and Sequencing. Genomic DNA of HS-1 was extracted and purified using Quick-DNA™ Fungal/Bacterial Miniprep Kit (Zymo Research, USA). Amplification of the target region of the 16S rRNA 27F gene were conducted using 27F (5'- AGA GTT TGA TCM TGG CTC AG-32) and 1492R (5'- TAC GGY TAC CTT GTT ACG ACT T-32) primers (Satyapal *et al.*, 2018). The PCR product purification was conducted using DNA Clean & Concentrator™-5 (Zymo Research, USA). The purified PCR products were sequenced by First Base (Malaysia). The deduced sequences were compared for homology against the NCBI database of 16S ribosomal RNA sequences using Nucleotide BLAST (<https://blast.ncbi.nlm.nih.gov/Blast.cgi>) and 16S-based ID from EZBioCloud (<https://www.ezbiocloud.net/identify>) (Yoon *et al.*, 2017).

RESULTS AND DISCUSSION

Sampling was conducted in February (rainy season), where the temperature of the sampling site at the pine forest was 22.5 °C and the pH was 6.2. While the sampling site at the hot spring was 50.1°C and the pH was 6.3. The sampling site was fed with plant litter, which might indicate the presence of microorganisms that can utilize the cellulosic materials from those dead plant materials.

One colony of bacteria was isolated from each sampling site, the one isolated from the soil of pine forest was termed as S1 and the other isolated from hot spring was termed as HS1. S1 isolate was gram-negative cocci which formed white round colonies with flat elevation and entire margin. Meanwhile, HS colony was endospore-forming, Rod-shaped Gram-positive which formed white round colonies with raised elevation and lobate margin. Molecular identification was also conducted for HS1 isolate based on partial 16S rRNA gene sequencing. Alignment with reference sequences from NCBI database of 16S ribosomal RNA sequences using Basic Local Alignment Search Tool (BLAST) and 16S-based ID from EZBioCloud revealed that HS-1

was 99.93% and 99.86% identical with *Bacillus subtilis* sub sp. *inaquosorum*, respectively. As for S1 isolate, molecular identification will be conducted in the future study.

As expected, both isolates showed cellulolytic activity indicated by the presence of clear zone around the colonies was observed in CMC agar after 48 hours incubation at 40 °C (Fig. 1a) and 50 °C for HS1 and at 30 °C for S1 (Fig. 1b). Both isolates also showed hemolytic activity which were related to the ability to produce biosurfactant. Green discoloration around HS1 and S1 colonies on blood agar indicated the alpha hemolysis activity of both isolates (Eldin *et al.*, 2019).

The production of cellulolytic enzyme and biosurfactants by HS-1 isolate is amenable with previous reports. *Bacillus subtilis* sub sp. *inaquosorum* was reported to produce alkaline cellulase which is valuable enzyme for agricultural, food, and industrial wastes treatment and lipopeptide biosurfactant which can be utilized as agent for waste oil treatments (Gautam and Sharma, 2014; Regmi *et al.*, 2017; Varadavenkatesan and Murty, 2013). The ability of the HS-1 isolate to produce cellulolytic enzyme and biosurfactants at 50 °C is



Fig. 1. Cellulolytic activity of (a.) HS1 isolate at 50 °C and (b.) S1 isolate at 30 °C indicated by clear zone surrounding CGR-1 colonies after treatment with Congo Red and NaCl.

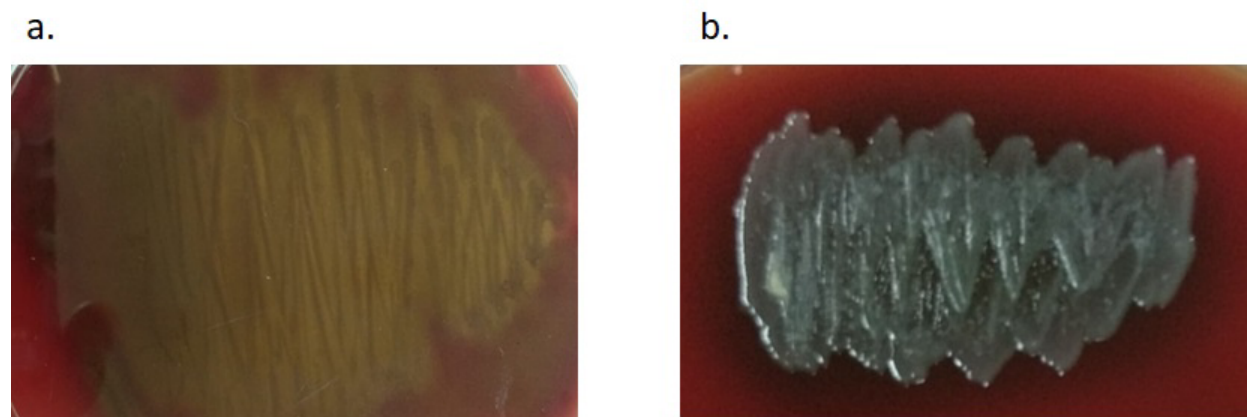


Fig. 2. Hemolytic activity of (a.) HS1 isolate at 40 °C and (b.) S1 isolate at 30 °C indicated by green discoloration surrounding the colonies.

industrially attractive, since waste treatments often require operation in harsh temperature condition (Cai *et al.*, 2017; Restaino *et al.*, 2018).

CONCLUSION

Bioprospecting of bacteria for waste treatment at Raden Soerjo Forest Park, Batu, East Java, Indonesia resulted in the isolation of two cellulolytic enzymes and biosurfactants-producing bacterial strains S1 and HS1. *Bacillus subtilis* subsp. *inaquosorum* HS1 isolated from hot spring, in particular, is of interest due to its ability to produce cellulolytic enzyme and biosurfactant at high temperature which is a valuable feature for large-scale waste treatments. In the future, research on the characterization and production of cellulolytic enzymes and biosurfactants using both isolates will be conducted. Furthermore, the application of both isolates for treating cellulosic materials from agricultural, food, and industrial wastes, as well as waste oils will also be performed.

REFERENCES

- Cai, X., Wang, W., Lin, L., He, D., Huang, G., Shen, Y., Wei, W. and Wei, D. 2017. Autotransporter domain-dependent enzymatic analysis of a novel extremely thermostable carboxylesterase with high biodegradability towards pyrethroid pesticides. *Scientific Reports*. 7(1): 3461.
- Chia-wen, C. H., Cannella, D., Jørgensen, H., Felby, C. and Thygesen, L. G. 2015. Cellobiohydrolase and endoglucanase respond differently to surfactants during the hydrolysis of cellulose. *Biotechnology for Biofuels*. 8 (1) : 52.
- De, S., Malik, S., Ghosh, A., Saha, R. and Saha, B. 2015. A review on natural surfactants. *RSC Advances*. 5(81) : 65757-65767.
- Eldin, A. M., Kamel, Z. and Hossam, N. 2019. Isolation and genetic identification of yeast producing biosurfactants, evaluated by different screening methods. *Microchemical Journal*. 146: 309-314.
- Gautam, R. and Sharma, J. 2014. Production and optimization of alkaline cellulase from *Bacillus subtilis* in submerged fermentation. *International Journal of Science and Research*. 3 : 1186-1194.
- Ibrahim, H. M. M. 2018. Characterization of biosurfactants produced by novel strains of *Ochrobactrum anthropi* HM-1 and *Citrobacter freundii* HM-2 from used engine oil-contaminated soil. *Egyptian Journal of Petroleum*. 27(1): 21-29.
- Khan, M. N., Luna, I. Z., Islam, M. M., Sharmeen, S., Salem, K. S., Rashid, T. U., Zaman, A., Haque, P. and Rahman, M. M. 2016. Cellulase in Waste Management Applications, In *New and Future Developments in Microbial Biotechnology and Bioengineering*. Elsevier. pp. 237-256.
- Ma, J., Luo, Z., Chen, F., Zhu, Q., Zhang, S. and Liu, G.-J. 2018. A Practical Approach to Reduce Greenhouse Gas Emissions from Open Dumps through Infrastructure Restructuring: A Case Study in Nanjing City, China. *Sustainability*. 10(8): 2804.
- Makarichi, L., Jutidamrongphan, W. and Techato, K. 2018. The evolution of waste-to-energy incineration: A review. *Renewable and Sustainable Energy Reviews*. 91: 812-821.
- Mohammad, B. T., Al Daghistani, H. I., Jaouani, A., Abdel-Latif, S. and Kennes, C. 2017. Isolation and characterization of thermophilic bacteria from Jordanian hot springs: *Bacillus licheniformis* and *Thermomonas hydrothermalis* isolates as potential producers of thermostable enzymes. *International Journal of Microbiology*. 2017.
- Naresh, S., Kunasundari, B., Gunny, A. A. N., Teoh, Y. P., Shuit, S. H., Ng, Q. H. and Hoo, P. Y. 2019. Isolation and Partial Characterisation of Thermophilic Cellulolytic Bacteria from North Malaysian Tropical Mangrove Soil. *Tropical Life Sciences Research*. 30(1): 123.
- Restaino, O. F., Borzacchiello, M. G., Scognamiglio, I., Fedele, L., Alfano, A., Porzio, E., Manco, G., De Rosa, M. and Schiraldi, C. 2018. High yield production and purification of two recombinant thermostable phosphotriesterase-like lactonases from *Sulfolobus acidocaldarius* and *Sulfolobus solfataricus* useful as bioremediation tools and bioscavengers. *BMC Biotechnology*. 18(1): 18.
- Santos, D., Rufino, R., Luna, J., Santos, V. and Sarubbo, L. 2016. Biosurfactants: multifunctional biomolecules of the 21st century. *International Journal of Molecular Sciences*. 17(3): 401.
- Satyapal, G. K., Mishra, S. K., Srivastava, A., Ranjan, R. K., Prakash, K., Haque, R. and Kumar, N. 2018. Possible bioremediation of arsenic toxicity by isolating indigenous bacteria from the middle Gangetic plain of Bihar, India. *Biotechnology Reports*. 17: 117-125.
- Varadavenkatesan, T. and Murty, V. R. 2013. Production and properties of a lipopeptide biosurfactant by *B. subtilis* subsp. *Inaquosorum*. *Journal of Microbiology and Biotechnology Research*. 3(4): 63-73.
- Vijayakumar, S. and Saravanan, V. 2015. Biosurfactants-types, sources and applications. *Research Journal of Microbiology*. 10(5): 181-192.
- Yoon, S. H., Ha, S. M., Kwon, S., Lim, J., Kim, Y., Seo, H. and Chun, J. 2017. Introducing EzBioCloud: a taxonomically united database of 16S rRNA gene sequences and whole-genome assemblies. *International Journal of Systematic and Evolutionary Microbiology*. 67 (5) : 1613-1617.