



# DER PHARMA CHEMICA

JOURNAL FOR MEDICINAL CHEMISTRY, PHARMACEUTICAL CHEMISTRY, PHARMACEUTICAL SCIENCES AND COMPUTATIONAL CHEMISTRY



All submissions of the EM system will be redirected to **Online Manuscript Submission System**. Authors are requested to submit articles directly to [Online Manuscript Submission System](#) of respective journal.

## Editorial Board

Editorial Board

### Dr. Ho Soon Min

Professor

INTI International University, Jln BBN 12/1, Bandar Baru Nilai, 71800 Negeri Sembilan, Malaysia

### Prof. Aiwen Lei

College of Chemistry and Molecular Sciences

The Institute for Advanced Studies Wuhan University, Wuhan, 430072, China

### Shaban Ibdewi Abdul

Research Centre for Natural Sciences of the Hungarian Academy of Sciences

Budapest, Hungary

### Dr. PRAKASH PRAJAPAT

Assistant Professor, Department of Chemistry,

Mehsana Urban Institute of Sciences Ganpat University, Mehsana-384012, Gujarat, India

### Dr. Mohamed A. Al-Omar

Head of Pharmaceutical Chemistry Dept

College of Pharmacy King Saud University, Riyadh, Saudi Arabia

### Dr MADHURESH KUMAR SETHI

Mylan Laboratories Limited R & D center

hyderabad, India

### Prof. J. Derek Woollins

Head of School, Dept. of Chemistry

University of St Andrews, St Andrews, UK

### PROF. DR. ASHUTOSH DAS

Director (Centre for Env. Engg.)

PRIST University, Thanjavur, India

### Dr. Guang-Fu Yang

Laboratory of Pesticide & Chemical Biology, Ministry of Education

College of Chemistry Central China Normal University, Wuhan, China

### Dr. Fan-Hao Meng

School of Pharmaceutical Science

China Medical University, Liaoning, China

### Dr. Khairi Mustafa Salem F. Elbom

College of Pharmacy

Al-Ain University of Science and Technology Al Ain, UAE

### Dr. Mas Rosemal Hakim Bin Mas Haris

School of Chemical Sciences

Universiti Sains Malaysia, Minden, Penang, Malaysia

### Prof. Didier Villemin

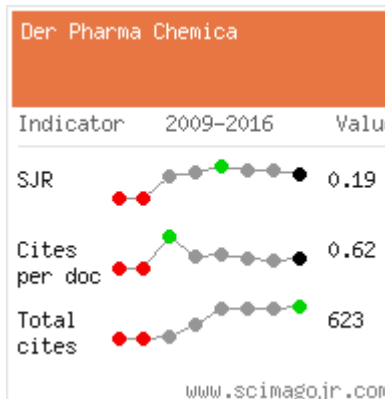
Laboratoire de Chimie Moléculaire et Thioorganique

ENSICAEN & Université de Caen, Caen, France

Social



## FIND ARTICLES



## Recommended Conferences

May 27-28, 2020

[3rd World Congress on Pharmaceuticals, Novel Drug Delivery Systems and Nano Medicine](#)

Amsterdam, Netherlands

September 30-01, 2020

[7th International Conference and Exhibition on](#)

## Tweets by @derpharmache



DerPharmaChemica  
@derpharmache1

DER PHARMA CHEMICA  
Current Issue| Volume 12, Issue 2  
To access articles: [bit.ly/2WpfQrc](http://bit.ly/2WpfQrc)

Submissions now open for  
upcoming issue- Volume12, Issue  
3

23h

[Embed](#)

[View on Twitter](#)

Tinggalkan suatu pesan

**Dr. Juliana Severi**

UNESP - Chemical Institut of Sao Paulo State University, Brazil

**Prof. (Dr.) Francisco Torrens**

Institut Universitari de Ciència Molecular 0.2.2

Universitat de València, Edifici d'Instituts de Paterna, València, Spain

**Dr. Yiyun Cheng**

Department of Biomedical Engineering

Washington University in St. Louis, USA

**Dr. Chenglong Li**

Division of Medicinal Chemistry and Pharmacognosy College of Pharmacy

The Ohio State University, Columbus, OH, USA

**Prof. Margaret Brimble**

Department of Chemistry and School of Biological Sciences

The University of Auckland, Auckland, New Zealand

**Prof. (Dr.) Hsu-Shan Huang**

School of Pharmacy National Defense Medical Center

Taipei, Taiwan

**Dr. Abdelkader ZARROUK**

Laboratory of Applied Chemistry & Environment Department of Chemistry, Faculty of Science

University Mohammed Premier, B.P. 717, Oujda, Morocco

**Dr. Zaki Safi**

Quantum Chemistry, Chemistry Department Faculty of Science

Al Azhar University-Gaza, GAZA, Palestinian Authority

**Prof Khalil Kassmi****Dr. Tran Van Chung**

Institute of Chemicals and Materials Hanoi

VIETNAM

**Dr. Naceur Hamdi**

Borj Cedria Higher Institute of Sciences and Technology of Environment

Tunisia

**Prof. (Dr.) S. Guniz Kucukguzel**

Faculty of Pharmacy

Marmara University, Istanbul, Turkey

**Prof. Hakan Arslan**

Department of Chemistry

Mersin University, Ciftlikkoy Kampusu, Mersin, Turkey

**Prof. (Dr.) Kadir Saltali**

K.Maras Sutcu Imam University Agr.Fac.Department of Soil Science, Avsar Campus, K.Maras

Turkey

**Dr. Bassam M. Ayoub**

Lecturer of Pharmaceutical Chemistry

British University in Egypt, Cairo, Egypt

**Dr. N. M. Fawzy**

National Research centre, Department of Natural and Microbial Products Cairo

Egypt

**Dr Rahadian Zainul**

Department of Physical and Computational Chemistry


Universitas Negeri Padang Kampus Air Tawar, Padang, West Sumatera, Indonesia

**Sachin Vasant Bangale**

Assistant Professor, Department of Chemistry, G. M. Vedak College of Science,

Tala ? Raigad, India

- [Acrobat Reader](#)
- [Chemsketch](#)
- [Copyright Form](#)
- [Editorial / Advisory Board Form](#)
- [Author's Guideline](#)
- [Publication Ethics](#)



**Mohammed Abdelwahab Abdelgawad**

Department of Pharmaceutical organic chemistry, Faculty of Pharmacy  
Beni Suef University, Beni Suef, Egypt

**Dr. Gbenga Alebiowu**

Faculty of Pharmacy  
Obafemi Awolowo University, Nigeria

**Prof. Minoo Dabiri**

Chemistry Department  
Shahid Beheshti University, Tehran, Iran

**Dr. Jahangir Payamara**

Head of Physics Department  
Shahed University, Tehran, Iran

Copyright © 2020 [Last updated: May 25, 2020]



# DER PHARMA CHEMICA

JOURNAL FOR MEDICINAL CHEMISTRY, PHARMACEUTICAL CHEMISTRY, PHARMACEUTICAL SCIENCES AND COMPUTATIONAL CHEMISTRY



All submissions of the EM system will be redirected to **Online Manuscript Submission System**. Authors are requested to submit articles directly to [Online Manuscript Submission System](#) of respective journal.

## Volume 7, Issue 3

[Synthesis, characterisation and antibacterial evaluation of chalcone derivatives linked with 2-trifluoromethyl furan](#)

**Author(s):** M. Rajasekhar, T. S. V. Prasad Reddy, Anima Sunil Dadhich, B. Ram and B. Balram

Page No. 177-183 [Abstract](#) [PDF](#)

[Determination of titanium and vanadium with 2,4-Dihydroxy acetophenone isonicotinoylhydrazone by Direct and derivative spectrophotometric method](#)

**Author(s):** B. Venkata Narayana Reddy, V. Saleem Basha and T. Sreenivasulu Reddy

Page No. 16-25 [Abstract](#) [PDF](#)

[Electronic and optical studies of Cu2O with oxygen defects: A DFT approach](#)

**Author(s):** K. Vijay Anand, S. Shalini and D. Balamurugan

Page No. 198-202 [Abstract](#) [PDF](#)

[Synthesis and antioxidant activity of novel 2-methyl-1-\(2-morpholinoethyl\)-indole-3-carboxylic acid analogues](#)

**Author(s):** R. R. Pagore and K. R. Biyani

Page No. 203-205 [Abstract](#) [PDF](#)

[Synthesis, characterization, molecular docking and evaluation of antimicrobial and antiproliferative properties of 3-substituted chromen-2-one derivatives](#)

**Author(s):** Rajesh B. Patil and Sanjay D. Sawant

Page No. 26-37 [Abstract](#) [PDF](#)

[Effect of L-cysteine and ascorbic acid on the propagation of Lactobacillus casei in milk](#)

**Author(s):** Garc a-Garcia Silvia Maria Del Carmen, Ceron-Carrillo Teresa Gladis, Sanchez-Marquez Nayeli, Gomez-D az Juan Jose, Munguia-Perez Ricardo and Santiesteban-Lopez Norma Angelica

Page No. 206-211 [Abstract](#) [PDF](#)

[Design and synthesis of N-substituted aminothiazole compounds as anti-inflammatory agents](#)

**Author(s):** Aneesa Fatima, Ravindra Kulkarni and Bhagavanraju Mantipragada

Page No. 212-220 [Abstract](#) [PDF](#)

[Seasonal variations in physico-chemical characteristics of ground water collected from Kondapalli nearby VTPS-Vijayawada](#)

**Author(s):** G. Krishnaveni, K. Kirankumar and O. Sailaja

Page No. 221-225 [Abstract](#) [PDF](#)

[Synthesis characterization and anti-bacterial activity of novel chalcone derivatives of indole](#)

**Author(s):** Naikal J. P. Subhashini, Thriveni T and Shivaraj

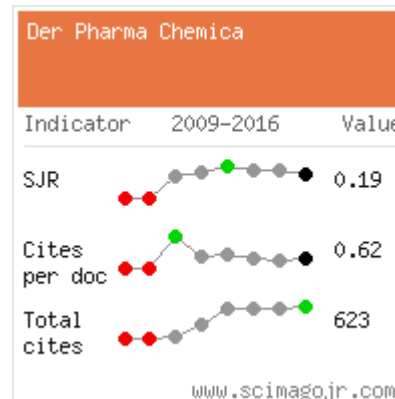
Page No. 38-45 [Abstract](#) [PDF](#)

[Facile synthesis of methyl-2-\(furyl-2-yl\) 3-methyl-4-oxo-4h-furo \(2, 3-H\) chromene-8-carboxylate](#)

## Social



## FIND ARTICLES



## Recommended Conferences

May 27-28, 2020

[3rd World Congress on Pharmaceutics, Novel Drug Delivery Systems and Nano Medicine](#)

Amsterdam, Netherlands

September 30-01, 2020

[7th International Conference and Exhibition on](#)

## Tweets by @derpharmache



**DerPharmaChemica**  
@derpharmache1

DER PHARMA CHEMICA  
Current Issue| Volume 12, Issue 2  
To access articles: [bit.ly/2WpfQrc](http://bit.ly/2WpfQrc)

Submissions now open for upcoming issue- Volume12, Issue 3

23h

Embed

View on Twitter

Tinggalkan suatu pesan

**Author(s):** M. Ramu and B. Srinivasulu

Page No. 226-229 [Abstract](#) [PDF](#)

[The different modes of docking of a series of benzenesulfonamides and tetrafluorobenzenesulfonamides to the carbonic anhydrase isoform II](#)

**Author(s):** Juan S. Gomez-Jeria and Andres Robles-Navarro

Page No. 230-241 [Abstract](#) [PDF](#)

[Comparative study of the adsorption of cobalt \(II\) ions from aqueous solution using low cost adsorbents](#)

**Author(s):** E. Priya Rose, Ranjith, Maruthamuthu, Shameela Rajam, Bharathi Dileepan and Vignesh

Page No. 46-50 [Abstract](#) [PDF](#)

[Synthesis and antibacterial activity of 2-2-\[\(4-chlorophenyl\) sulfanyl\] ethoxy-3-methoxy-5-\[5-\(3,4,5-trimethoxyphenyl\)-2-furyl\]benzotrile](#)

**Author(s):** P. Veerabhadra Swamy, K. B. Chandrasekhar and Pullaiah China Kambhampati

Page No. 242-247 [Abstract](#) [PDF](#)

[Synthesis, characterization and biological activity of triazolothiadiazines bearing 2H-1,4-benzothiazin-3\(4H\)-onemioety.](#)

**Author(s):** Janet Goveas, A. M. A. Khader, B. Kalluraya, Sana Sheik and K. R. Chandrashekar

Page No. 248-255 [Abstract](#) [PDF](#)

[Adsorption of Zinc\(II\) ions from aqueous solution onto Kaolinite and Metakaolinite](#)

**Author(s):** G. Ndongo Kounou, J. Ndi Nsami, D. P. Belibi Belibi, D. Kouotou, G. M. Tagne1, D.D.Dina Joh and J. Ketcha Mbadcam

Page No. 51-58 [Abstract](#) [PDF](#)

[p-Toluene sulfonic acid- catalysed one pot synthesis, anxiolytic activity and molecular docking studies of indeno\[1,2-b\]quinolines derivatives](#)

**Author(s):** Kamaal Ahmed, Balkrishna Dubey, Syeed Nadeem, Birendra Shrivastava, Pankaj Sharma and Chandrabose Karthikeyan

Page No. 256-271 [Abstract](#) [PDF](#)

[In vivo assessment of the antimalarial activity of Cassia Singueana and Cymbopogon Citrus](#)

**Author(s):** Lydia D. Ior, Noel N. Wannang, Clement A. Ior and Kennedy I. Amagon

Page No. 272-278 [Abstract](#) [PDF](#)

[Synthesis and study of 2-hydroxy substituted Chalcone dibromide effects on different crop plant growth](#)

**Author(s):** Nilima A. Kalambe, Atish K. Maldhure and P. B. Raghuvanshi

Page No. 279-283 [Abstract](#) [PDF](#)

[Method development and validation of HPLC for simultaneous determination of Etodolac](#)

**Author(s):** Kandimalla Srinivasarao and K. Vasantha Kumar Pai

Page No. 284-288 [Abstract](#) [PDF](#)

[Synthesis, characterisation of bisacridines using nano ferrite as an efficient catalyst](#)

**Author(s):** Mahesh Palla, Rama Devi B, Praveen Choppara and Murthy Y. L. N

Page No. 59-63 [Abstract](#) [PDF](#)

[Biological significance of grape seed extract against lung injury induced by formaldehyde inhalation in rats](#)


**Author(s):** Hanaa H. Ahmeda, Samiha M. Abd El Dayemb, Fatehya M. Metwallyc and Nermeen M. Foadb

Page No. 64-78 [Abstract](#) [PDF](#)

[Synthesis and characterization of process related impurities of an antituberculosis drug- Prothionamide](#)

**Author(s):** Kalyana Chakravarthi Eadaraa,b, Srinivasa Rao V. N. Divvelaa, Sachin B. Sawanta,

- [Acrobat Reader](#)
- [Chemsketch](#)
- [Copyright Form](#)
- [Editorial / Advisory Board Form](#)
- [Author's Guideline](#)
- [Publication Ethics](#)







**Author(s):** Eman M. Fefel ,Hayam H. Sayed, Ahmed I. Hashem, Dalia O. Saleh , Walaa El-Sofany and Farouk M.E. Abdel-Megeid

Page No. 142-157 [Abstract](#) [PDF](#)

[Synthesis, Characterization and Biological Screening of some novel heterocyclic compounds](#)

**Author(s):** Arihant. R. Shah, Harish. R. Dabhi and Arjunshin. K. Rana

Page No. 158-162 [Abstract](#) [PDF](#)

[Lacatums of thiazol-4-ones](#)

**Author(s):** Vijay V Dabholkar, Sagar D. Shah and Viral M. Dave

Page No. 163-166 [Abstract](#) [PDF](#)

[One-pot three-component synthesis of pyrimidine-5-carbonitrile derivatives in water using p-dodecylbenzenesulfonic acid as catalyst and evaluation of in vitro anti-inflammatory and anthelmintic activities.](#)

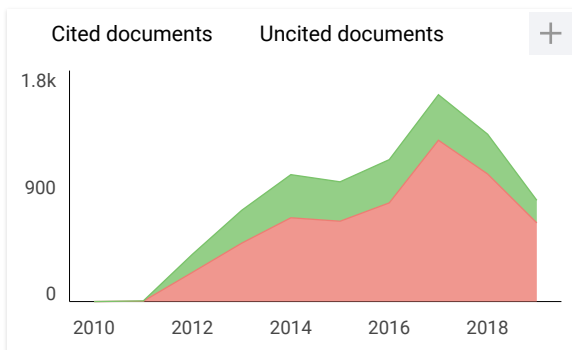
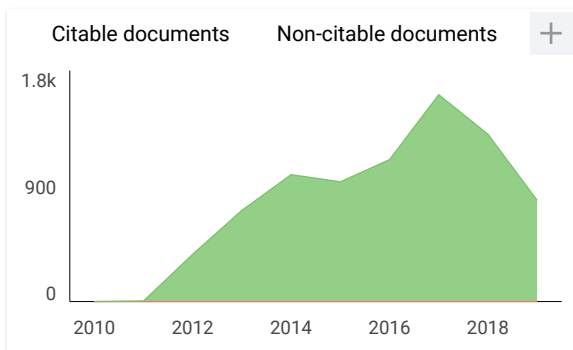
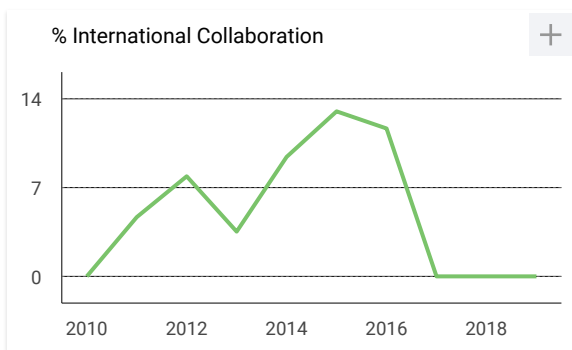
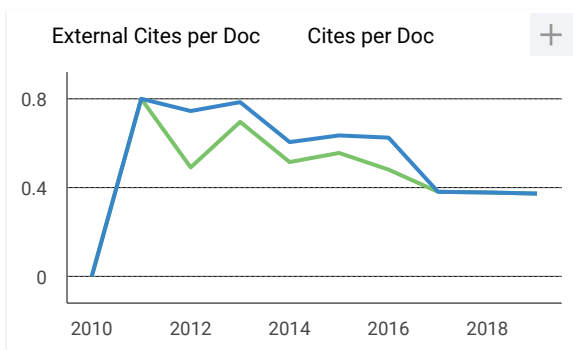
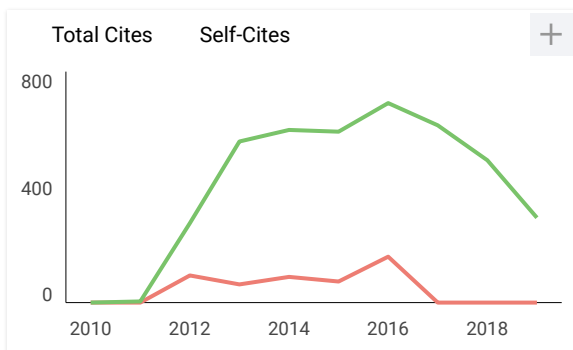
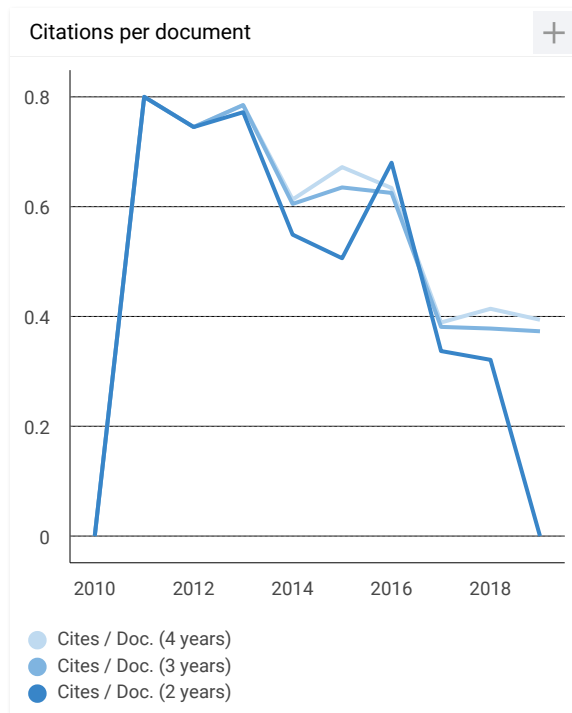
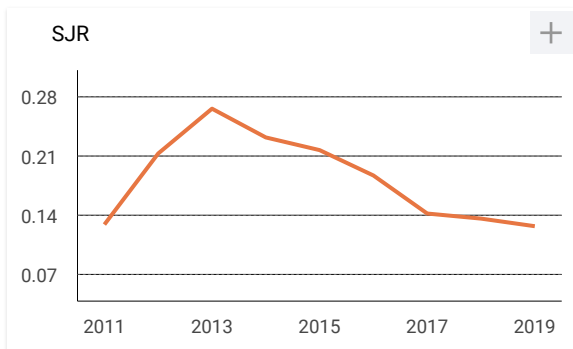
**Author(s):** Bharatkumar M. Sapkal and Dhananjay H. More

Page No. 167-173 [Abstract](#) [PDF](#)

[A comparative study of Specific refraction for some organic binary liquid mixture between lorenz and lorentz and suggested formula.\(PDJ\).](#)

**Author(s):** H. K. Patel

Page No. 174-176 [Abstract](#) [PDF](#)



**Der Pharma Chemica**

Q4 Chemistry (miscellaneous) best quartile

SJR 2019 0.13

powered by scimagojr.com

← Show this widget in your own website

Just copy the code below and paste within your html code:

```
<a href="https://www.scimaç
```




[×](#) [?](#)

**Free English Writing Tool**  
Grammarly makes sure everything you type is effective and mistake-free. Try now

[DOWNLOAD](#) [Grammarly](#)

# Der Pharma Chemica

discontinued in Scopus as of 2016

<b>Country</b>	<a href="#">United States</a> -  <a href="#">SJR Ranking of United States</a>	<b>27</b>
<b>Subject Area and Category</b>	<a href="#">Chemistry</a> <a href="#">Chemistry (miscellaneous)</a>	
<b>Publisher</b>	<a href="#">Scholars Research Library</a>	H Index
<b>Publication type</b>	Journals	
<b>ISSN</b>	0975413X	
<b>Coverage</b>	2010-2016	
<b>Scope</b>	Information not localized	

 [Join the conversation about this journal](#)

## Call For Paper July 2020

Globally Indexing & Science & Technology JOURNAL

[ijetst.in](#)

[OPEN](#)

Quartiles

[+](#)

See discussions, stats, and author profiles for this publication at: <https://www.researchgate.net/publication/275020737>

# Anticancer and antimicrobial activity of methoxy amino chalcone derivatives

Article · January 2015

CITATIONS

7

READS

207

5 authors, including:



**Hery Suwito**

Airlangga University

23 PUBLICATIONS 95 CITATIONS

[SEE PROFILE](#)



**Mustofa Mustofa**

Universitas Gadjah Mada

129 PUBLICATIONS 566 CITATIONS

[SEE PROFILE](#)



**Ni'matuzahroh Ni'matuzahroh**

Airlangga University

52 PUBLICATIONS 143 CITATIONS

[SEE PROFILE](#)



**Ni Nyoman Tri Puspaningsih**

62 PUBLICATIONS 226 CITATIONS

[SEE PROFILE](#)

Some of the authors of this publication are also working on these related projects:



Search of new anticancer compound [View project](#)



Sister [View project](#)



Scholars Research Library

Der Pharma Chemica, 2015, 7(3):89-94  
(<http://derpharmachemica.com/archive.html>)



ISSN 0975-413X  
CODEN (USA): PCHHAX

## Anticancer and antimicrobial activity of methoxy amino chalcone derivatives

Hery Suwito<sup>1,2</sup>, Jumina<sup>2</sup>, Mustofa<sup>3</sup>, Ni'matuzahroh<sup>4</sup> and Ni Nyoman Tri Puspaningsih<sup>1</sup>

<sup>1</sup>Department of Chemistry, Faculty of Science and Technology, Airlangga University, Surabaya – Indonesia

<sup>2</sup>Department of Chemistry, Faculty of Mathematics and Science, Gadjah Mada University, Jogjakarta – Indonesia

<sup>3</sup>Department of Pharmacology and Therapy, Faculty of Medicine, Gadjah Mada University, Jogjakarta – Indonesia

<sup>4</sup>Department of Biology, Faculty of Science and Technology, Airlangga University, Surabaya - Indonesia

### ABSTRACT

A series of methoxy amino chalcone derivatives have been synthesized and evaluated for their anticancer activity against breast cancer cells line T47D and their antimicrobial activity against *Escherichia coli* ATCC 25923, *Staphylococcus aureus* ATCC 25922, and *Candida albicans* ATCC 10231. The tested compounds exhibited promising anticancer activity, and compound 7 ((E)-1-(4-aminophenyl)-3-phenylprop-2-en-1-one) showed the highest anticancer activity ( $IC_{50}$  5.28  $\mu$ g/mL). Furthermore, in general the prepared compounds also showed good wide spectrum antimicrobial activity, in which their activity equal to sulfamerazine and sulfadiazine used as positive control.

**Keywords:** Methoxy amino chalcone derivatives, anticancer, antimicrobial

### INTRODUCTION

Cancer is one of the major world problems due to its increase tendency of cancer cases and deaths. It was reported in year 2007 that 25% of deaths in the developing countries and 15% all of deaths worldwide are caused by cancer [1]. Chemotherapy is one available method to fight cancer. Drugs acting as cytotoxic agent are usually applied in cancer chemotherapy. However, chemotherapy in cancer treatment is usually associated with various side effects [2] and appearance of resistance. In addition, despite of progressive development in cancer chemotherapy, there are still no sufficient cytotoxic agents that act selectively to cancer cells [3]. Another major health problem is the resistance of pathogenic microorganisms to the available antimicrobial agents applied for infectious disease. Therefore, the need of both new anticancer and antimicrobial compounds is a necessity.

Chalcone (1,3-diphenyl-2-propene-1-one) and its derivatives are known as intermediate in the flavonoids and isoflavonoids biosynthesis. Despite of their widespread in plants, they are found only in small amount through long isolation procedure. However, the interest to chalcones arises in the last decade due to their simple synthesis method and wide spectrum of pharmacological activities, such as antitumor [4], anticancer [5, 6], antimicrobial [7], antimalarial [8], inhibitor of *Pf*FNR-*Pf*Fd [9], anti-inflammatory [10], inhibitor of topoisomerase I [11], and radical scavenger [12]. Furthermore, as demonstrated by several studies, chalcones also act as chemopreventive agents by inhibiting carcinogenesis [13, 14]. Previous study suggested that chalcones are able to induce apoptosis [2]. Based on their wide spectrum of biological activity, chalcones are good candidate could be taken in consideration as promising anticancer and antimicrobial agents.

In continuing of our interest of chalcone in the synthesis and bioactivity point of view, herein we report the design, synthesis, anticancer, antimicrobial activity of methoxy chalcones. The synthesized chalcones are designed attaching 4'-amino group as electron donating, and 4'-brom as electron withdrawing group in ring A. In order to explore the role of this substituent in bioactivity, we synthesized methoxy chalcone attaching no substituent in ring A.

## MATERIALS AND METHODS

### 1. General information

The chemicals used in the research were pro analysis or pro synthesis grade. Melting points were measured with Fisher John melting point apparatus and were used uncorrected. The purity of the synthesized compounds was checked by thin layer chromatography on silica gel GF<sub>254</sub> plates (E Merck) and the spots were identified by UV-lamp ( $\lambda$  254 nm). The mass spectra were recorded by HRESI-MS (Waters LCT Premier XE, Waters Corp., Milford, MA, USA) or on ESI-MS spectrometers (LCQ-DECA XP Plus, Thermo-Finnigan, San Diego, CA, USA); NMR spectra were recorded in CDCl<sub>3</sub> on a NMR Bruker 400 MHz instrument (400.13 MHz for <sup>1</sup>H and 100.61 MHz for <sup>13</sup>C, Bruker, Billerica, MA, USA). The IR spectra were recorded on a Spectrum One FT-IR spectrophotometer (Perkin Elmer, Waltham, MA, USA).

### 2. General procedure of chalcone synthesis

The synthesis of chalcone derivatives was conducted according to the procedure reported by Suwito et al [9] as follows: acetophenone derivative (6 mmol) and benzaldehyde derivative (6 mmol) were mixed and dissolved in 30 mL ethanol in a two neck round bottom flask. To the solution, 6 mL NaOH 40% solution was added drop wise while the temperature was maintained under 10 °C, and stirred for 1 hour. The stirring was then continued at room temperature for 4 hours. Subsequently, the reaction mixture was poured into ice-water; the precipitated solid was filtered off, and recrystallized from aqueous ethanol.

### 3. Procedure of anticancer assay

The evaluation of anticancer activity of the prepared compounds was performed using MTT assay [15]. Human breast cancer cells line T47D were seeded in a 96 well plate at density of  $1 \times 10^4$  cells per well with phenol red-free RPMI 1640 medium (with 10% FBS) and maintained for 24 h. Subsequently, the prepared compounds and doxorubicin as positive control (7 various concentrations) were applied for 24 h. After addition of 0.5% MTT solution as a 1/10 volume of medium in the well, incubation was continued for further 4 h at 37 °C/5% CO<sub>2</sub>. An equal volume of stop solution (0.04 N HCl in isopropanol) to that culture medium was subsequently added to each well and the absorbance at 570 nm (peak) and 630 nm (bottom) was measured after thorough pipetting to disperse the generated blue formazan. It was conducted in triplicate.

### Procedure of antimicrobial assay

The antimicrobial activity of the prepared chalcone derivatives was tested against *Escherichia coli* ATCC 25923, *Staphylococcus aureus* ATCC 25922, and *Candida albicans* ATCC 10231. The microbes were grown in different medium (Oxoid), that were EMB (Eosin Methylene Blue) agar for *E coli*, MSA (Manitol Salt Agar) for *S aureus*, and SDA (Sabouraud Dextrose Agar) for *C albicans*. The antimicrobial test was performed using disc diffusion and dilution method [16].

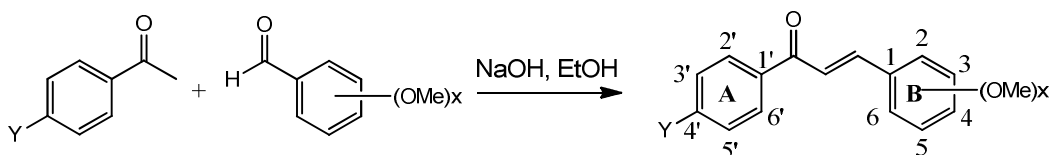
The diffusion method was conducted using Mueller Hinton Agar medium. The tested microbes were suspended in physiologic solution and were measured until optical density (OD) value was 0.5 Mc Farland standard (equivalent with  $10^8$  CFU/mL,  $\lambda_{625 \text{ nm}} = 0.08-0.1$  for bacterial and  $\lambda_{600 \text{ nm}} = 0.08-0.1$  for fungi) (17, Bailey and Scott, 1994). Microbe suspension (1 mL) was grown on a petri disc in a steril MHA medium by pour plate method until the medium solidified. The prepared compounds (25  $\mu$ L) with different concentration (9 various concentrations) was injected to paper disc (6 mm) and placed on the medium containing tested microbe. It was then incubated for 24 h for bacteria and 48 h for fungi. The inhibition diameter was then measured and it was conducted triplicate.

### 4. Data analysis

The data were analyzed using program SPSS 21. The data obtained in anticancer assay were analyzed using Probit test, while the average of inhibition diameter of antimicrobial assay were analyzed statistically using Brown-Forsythe and Kruskal-Wallis test and then followed by Games-Howell or Mann-Whitney test at  $\alpha$  0.05.

## RESULTS AND DISCUSSION

The present research was focused on the synthesis of methoxy chalcone attaching 4'-amino group, which is known as electron donating and hydrogen bond donor group. This choice was motivated by an article, which reported that 2'-amino chalcone derivatives exhibited potential cytotoxic properties [18]. To explore the role of 4'-amino group of the prepared compounds in anticancer activity, we synthesized 4'-bromo methoxy chalcone derivatives, amino chalcone derivatives attaching no methoxy group in ring B, and methoxy chalcone derivatives attaching no substituents in ring A. The synthesis of the desired chalcones was accomplished by Claisen-Schmidt reaction.



The use of equimolecular of acetophenone and benzaldehyde derivatives in the synthesis of chalcones was to avoid the side products. Under this reaction condition, good to excellent yield was obtained (75-98%), except compound **7** only 42%. The characterization of the synthesized compounds was performed based on spectroscopic evidences, and was already reported from the previous article [9].

Table 1. Structure of the prepared chalcones

Comp	Ring A						Ring B					
	1'	2'	3'	4'	5'	6'	1	2	3	4	5	6
1	--	H	H	NH <sub>2</sub>	H	H	--	OCH <sub>3</sub>	H	H	H	H
2	--	H	H	NH <sub>2</sub>	H	H	--	H	OCH <sub>3</sub>	H	H	H
3	--	H	H	NH <sub>2</sub>	H	H	--	H	H	OCH <sub>3</sub>	H	H
4	--	H	H	NH <sub>2</sub>	H	H	--	OCH <sub>3</sub>	OCH <sub>3</sub>	H	H	H
5	--	H	H	NH <sub>2</sub>	H	H	--	OCH <sub>3</sub>	H	OCH <sub>3</sub>	H	H
6	--	H	H	NH <sub>2</sub>	H	H	--	OCH <sub>3</sub>	H	H	OCH <sub>3</sub>	H
7	--	H	H	NH <sub>2</sub>	H	H	--	H	H	H	H	H
8	--	H	H	H	H	H	--	H	H	OCH <sub>3</sub>	H	H
9	--	H	H	H	H	H	--	OCH <sub>3</sub>	H	OCH <sub>3</sub>	H	H
10	--	H	H	Br	H	H	--	H	H	OCH <sub>3</sub>	H	H
11	--	H	H	Br	H	H	--	OCH <sub>3</sub>	H	OCH <sub>3</sub>	H	H

## Anticancer activity

The anticancer activity of the prepared compounds was evaluated against breast cancer cells T47D employing MTT cytotoxic assay. The cultivated cancer cells were grown together in the presence of the synthesized chalcones for 24 hours. The amount of the remained viable cells was determined spectrometrically, and doxorubicin was used as positive control. Cells were treated with the synthesized compounds at a concentration range 2.5 – 170 µg/mL. Percentage of viable cells at about 10 µg/mL and concentration required for 50% inhibition (IC<sub>50</sub>) were determined. The results are shown in Table 2.

Table 2. Results of antiproliferative determination of prepared chalcones against T47D cell lines

Compound	% average of viable cell ± SD at ≈ 10 µg/mL	IC <sub>50</sub> (µg/mL)
<b>1</b>	61.70 ± 14.88	15.95
<b>2</b>	50.38 ± 10.17	11.96
<b>3</b>	55.91 ± 4.03	11.66
<b>4</b>	46.72 ± 8.29	8.93
<b>5</b>	70.35 ± 8.25	35.40
<b>6</b>	48.14 ± 4.88	8.11
<b>7</b>	33.68 ± 3.42	5.28
<b>8</b>	76.41 ± 5.31	29.32
<b>9</b>	101.68 ± 1.45	48.77
<b>10</b>	107.39 ± 3.59	>> 100
<b>11</b>	99.44 ± 6.49	>> 100
<b>Doxorubicin</b>	---	0.102

Table 3. Inhibition diameter of the prepared compounds against the tested microorganism

<i>Escherichia coli</i> ATCC 25923									
Concentration ( $\mu\text{g/mL}$ )	Diameter of inhibition $\pm$ SD (mm)								
	Comp 1	Comp 2	Comp 3	Comp 4	Comp 5	Comp 6	Comp 7	SM	SD
0	7.97 $\pm$ 0.06	7.97 $\pm$ 0.06	7.97 $\pm$ 0.06	7.97 $\pm$ 0.06	7.97 $\pm$ 0.06	7.97 $\pm$ 0.06	7.97 $\pm$ 0.06	7.97 $\pm$ 0.06	7.97 $\pm$ 0.06
25	7.97 $\pm$ 0.13	8.04 $\pm$ 0.05	8.08 $\pm$ 0.06	8.53 $\pm$ 0.16	8.22 $\pm$ 0.03	8.27 $\pm$ 0.16	8.87 $\pm$ 0.28	8.45 $\pm$ 0.22	8.33 $\pm$ 0.31
50	8.15 $\pm$ 0.14	8.12 $\pm$ 0.09	8.14 $\pm$ 0.06	8.80 $\pm$ 0.25	8.58 $\pm$ 0.06	8.47 $\pm$ 0.23	9.42 $\pm$ 0.18	8.67 $\pm$ 0.23	9.40 $\pm$ 0.22
75	8.17 $\pm$ 0.06	8.23 $\pm$ 0.09	8.19 $\pm$ 0.06	8.93 $\pm$ 0.63	8.82 $\pm$ 0.20	8.67 $\pm$ 0.42	9.65 $\pm$ 0.13	8.93 $\pm$ 0.10	9.65 $\pm$ 0.28
100	8.23 $\pm$ 0.06	8.37 $\pm$ 0.15	8.23 $\pm$ 0.08	8.93 $\pm$ 0.38	8.87 $\pm$ 0.13	8.85 $\pm$ 0.23	9.72 $\pm$ 0.10	9.20 $\pm$ 0.13	10.58 $\pm$ 0.23
200	8.30 $\pm$ 0.10	8.65 $\pm$ 0.22	8.48 $\pm$ 0.03	9.45 $\pm$ 0.18	9.23 $\pm$ 0.19	9.20 $\pm$ 0.05	9.80 $\pm$ 0.05	9.45 $\pm$ 0.10	11.02 $\pm$ 0.20
300	9.27 $\pm$ 0.12	9.06 $\pm$ 0.19	8.60 $\pm$ 0.57	10.23 $\pm$ 0.08	9.43 $\pm$ 0.19	9.27 $\pm$ 0.37	9.88 $\pm$ 0.10	10.08 $\pm$ 0.18	12.10 $\pm$ 0.18
400	9.42 $\pm$ 0.19	9.45 $\pm$ 0.05	9.07 $\pm$ 0.30	10.60 $\pm$ 0.17	9.88 $\pm$ 0.20	9.50 $\pm$ 0.23	10.02 $\pm$ 0.03	12.09 $\pm$ 0.17	12.73 $\pm$ 0.39
500	9.53 $\pm$ 0.15	9.62 $\pm$ 0.08	9.38 $\pm$ 0.18	10.68 $\pm$ 0.16	10.38 $\pm$ 0.10	9.67 $\pm$ 0.06	10.25 $\pm$ 0.13	13.42 $\pm$ 0.08	14.15 $\pm$ 0.13
<i>Staphylococcus aureus</i> ATCC 25922									
0	8.16 $\pm$ 0.03	8.16 $\pm$ 0.03	8.16 $\pm$ 0.03	8.16 $\pm$ 0.03	8.16 $\pm$ 0.03	8.16 $\pm$ 0.03	8.16 $\pm$ 0.03	8.16 $\pm$ 0.03	8.16 $\pm$ 0.03
25	8.65 $\pm$ 0.16	8.81 $\pm$ 0.06	8.81 $\pm$ 0.12	9.40 $\pm$ 0.02	8.62 $\pm$ 0.16	8.12 $\pm$ 0.04	8.25 $\pm$ 0.10	8.34 $\pm$ 0.21	9.09 $\pm$ 0.36
50	8.71 $\pm$ 0.23	8.98 $\pm$ 0.09	9.07 $\pm$ 0.26	9.54 $\pm$ 0.01	9.12 $\pm$ 0.03	8.30 $\pm$ 0.35	8.42 $\pm$ 0.06	8.42 $\pm$ 0.23	9.08 $\pm$ 0.08
75	9.08 $\pm$ 0.03	9.22 $\pm$ 0.04	9.16 $\pm$ 0.24	9.74 $\pm$ 0.08	9.18 $\pm$ 0.06	8.08 $\pm$ 0.04	8.63 $\pm$ 0.08	8.79 $\pm$ 0.41	9.10 $\pm$ 0.10
100	9.19 $\pm$ 0.04	9.36 $\pm$ 0.02	9.36 $\pm$ 0.06	9.86 $\pm$ 0.01	9.15 $\pm$ 0.10	8.24 $\pm$ 0.06	8.77 $\pm$ 0.08	9.27 $\pm$ 0.31	9.22 $\pm$ 0.06
200	9.31 $\pm$ 0.03	9.41 $\pm$ 0.02	9.44 $\pm$ 0.07	9.93 $\pm$ 0.02	9.33 $\pm$ 0.20	8.28 $\pm$ 0.16	9.35 $\pm$ 0.26	9.55 $\pm$ 0.10	9.63 $\pm$ 0.10
300	9.42 $\pm$ 0.01	9.49 $\pm$ 0.08	9.50 $\pm$ 0.09	10.11 $\pm$ 0.03	9.55 $\pm$ 0.17	8.58 $\pm$ 0.03	9.37 $\pm$ 0.19	10.62 $\pm$ 0.10	9.77 $\pm$ 0.06
400	9.50 $\pm$ 0.03	9.63 $\pm$ 0.05	9.52 $\pm$ 0.13	10.27 $\pm$ 0.03	9.60 $\pm$ 0.09	8.78 $\pm$ 0.06	9.52 $\pm$ 0.03	10.49 $\pm$ 0.08	9.65 $\pm$ 0.06
500	9.57 $\pm$ 0.02	9.78 $\pm$ 0.02	9.54 $\pm$ 0.19	10.33 $\pm$ 0.01	9.75 $\pm$ 0.05	8.61 $\pm$ 0.20	9.59 $\pm$ 0.16	10.66 $\pm$ 0.04	9.78 $\pm$ 0.03
<i>Candida albicans</i> ATCC 10231									
0	8.13 $\pm$ 0.09	8.13 $\pm$ 0.09	8.13 $\pm$ 0.09	8.13 $\pm$ 0.09	8.13 $\pm$ 0.09	8.13 $\pm$ 0.09	8.13 $\pm$ 0.09	8.13 $\pm$ 0.09	8.13 $\pm$ 0.09
25	7.12 $\pm$ 0.04	8.05 $\pm$ 0.10	9.75 $\pm$ 0.05	8.55 $\pm$ 0.09	9.19 $\pm$ 0.05	8.14 $\pm$ 0.04	8.45 $\pm$ 0.22	8.19 $\pm$ 0.07	9.06 $\pm$ 0.09
50	8.48 $\pm$ 0.28	9.43 $\pm$ 0.16	10.05 $\pm$ 0.14	9.05 $\pm$ 0.05	9.56 $\pm$ 0.26	8.38 $\pm$ 0.09	9.22 $\pm$ 0.12	8.38 $\pm$ 0.15	9.64 $\pm$ 0.12
75	8.92 $\pm$ 0.28	9.95 $\pm$ 0.09	10.84 $\pm$ 0.02	10.05 $\pm$ 0.05	10.57 $\pm$ 0.23	8.51 $\pm$ 0.09	9.38 $\pm$ 0.08	8.55 $\pm$ 0.05	10.40 $\pm$ 0.25
100	9.39 $\pm$ 0.05	10.11 $\pm$ 0.03	10.64 $\pm$ 0.50	10.40 $\pm$ 0.20	10.92 $\pm$ 0.18	8.83 $\pm$ 0.10	9.42 $\pm$ 0.21	9.22 $\pm$ 0.18	11.16 $\pm$ 0.02
200	9.50 $\pm$ 0.05	10.13 $\pm$ 0.04	11.00 $\pm$ 0.15	10.85 $\pm$ 0.18	11.15 $\pm$ 0.13	9.85 $\pm$ 0.07	9.47 $\pm$ 0.10	9.62 $\pm$ 0.07	11.31 $\pm$ 0.05
300	10.03 $\pm$ 0.12	10.29 $\pm$ 0.12	11.12 $\pm$ 0.08	11.21 $\pm$ 0.07	11.27 $\pm$ 0.08	10.15 $\pm$ 0.03	9.50 $\pm$ 0.18	9.93 $\pm$ 0.24	11.59 $\pm$ 0.10
400	10.11 $\pm$ 0.13	10.68 $\pm$ 0.08	11.12 $\pm$ 0.13	11.28 $\pm$ 0.12	11.68 $\pm$ 0.05	10.23 $\pm$ 0.06	9.58 $\pm$ 0.17	10.34 $\pm$ 0.04	11.61 $\pm$ 0.02
500	11.07 $\pm$ 0.03	11.13 $\pm$ 0.08	11.17 $\pm$ 0.10	11.30 $\pm$ 0.15	11.95 $\pm$ 0.13	10.29 $\pm$ 0.06	9.69 $\pm$ 0.02	10.49 $\pm$ 0.29	11.66 $\pm$ 0.18

Among the tested compounds, methoxy-4'-amino chalcone derivatives (compound **1-7**) showed better antiproliferative activity compared to methoxy chalcone derivatives (compound **8-9**) and methoxy-4'-bromo chalcone derivatives (compound **10-11**). These evidences showed that amino group attached in 4' position played an important role in the growth inhibition of the cancer cells. The role of methoxy group to the antiproliferative activity was studied from the activity of compound **1-7**. Compound **1-3** is derivative of 4'-amino chalcone attaching only one

methoxy group and they showed more or less equally strong. Among compound **4**, **5**, and **6** (dimethoxy derivatives), compound **4** and **6** exhibited equally strong in antiproliferative activity, whereas compound **5** showed low antiproliferative activity. Compound **7**, which attaches no methoxy group, exhibited the strongest antiproliferative activity among the prepared compounds. These evidences showed that methoxy group plays a minor role in the antiproliferative activity.

#### Antimicrobial activity

The antimicrobial activity of the prepared compounds was determined from the data of minimum inhibition concentration (MIC). Compound **1-7** were tested of their antimicrobial activity against *Escherichia coli* ATCC 25923, *Staphylococcus aureus* ATCC 25922, and *Candida albicans* ATCC 10231, whereas sulfadiazine (SD) and sulfamerazine (SM) were used as positive control. The results of the antimicrobial activity assay were tabulated in Table 3.

Without considering the concentration of the tested compounds, statistical analysis showed that in general chemical structure plays an important role to the antimicrobial activity. Against *Escherichia coli* ATCC 25923, compound **4**, and **7** exhibited activity equal strong to sulfamerazine, while the antimicrobial activity of compound **1**, **2**, **3**, **5**, and **6** did not differ significantly. Against *Staphylococcus aureus* ATCC 25922, compound **4** showed the strongest inhibition activity, even compared to sulfamerazine and sulfadiazine. Furthermore, the inhibition activity of compound **1**, **2**, **3**, **5**, and **7** were as strong as sulfadiazine, while compound **6** showed the weakest inhibition activity. Against *Candida albicans* ATCC 1023, the inhibition activity of compound **3**, **4**, and **5** were equal strong as sulfadiazine, while compound **1**, **2**, **6**, and **7** were as strong as sulfamerazine. Based on the results, the prepared compounds exhibited promising antimicrobial agent, especially compound **4** which exhibited the most potential to be applied as the best candidate for wide spectrum antimicrobial agent.

#### CONCLUSION

The derivatives of methoxy amino chalcone showed promising anticancer activity, especially (*E*)-1-(4-aminophenyl)-3-phenylprop-2-en-1-one (compound **7**). The tested compounds also revealed potential antimicrobial activity, in which (*E*)-1-(4-aminophenyl)-3-(2,3-dimethoxyphenyl)prop-2-en-1-one (compound **4**) emerged as the most promising compound possessing a wide spectrum antimicrobial activity.

#### Acknowledgement

We would like to express our gratitude to the Ministry of National Education of Republic Indonesia for providing the research funding through scheme PUPIT 2014. Furthermore we would like to thank you Salwa Hayati and Selva Rosyta Dewi for involvement in the antimicrobial assay.

#### REFERENCES

- [1]C Avendano, JC Menendez, *Medicinal Chemistry of Anticancer Drugs*, Elsevier, Amsterdam, **2008**, pp. 1-7.
- [2]R Nishimura, K Tabata, M Arakawa, Y Ito, Y Kimura, T Akihisa, H Nagai, A Sakuma, H Kohno, T Suzuki, *Biol. Pharm. Bull.*, **2007**; 30(10): 1878-1883.
- [3]S Syam, AI Abdelwahab, MA Al-Mamary, S Mohan, *Molecules*, **2012**, 17: 6179-6195.
- [4]S Shibata, *STEM CELL*, **1994**, 12: 44-52.
- [5]J Tatsuzaki, KF Bastow, K Nakagawa-Goto, S Nakamura, H Itokawa, K-H Lee, *J Nat Prod*, **2006**, 69(10), 1445-1449, doi:10.1021/np060252z.
- [6]J-M Yun, M-H Kweon, H Kwon, J-K Hwang, H Mukhtar, *Carcinogenesis*, **2006**, 27(7), 1454-1464.
- [7]YR Prasad, PR Kumar, CA Deepti, MV Ramana, *E-Journal of Chemistry*, **2006**, 3(13), 236-241.
- [8]X Wu, ERT Tiekink, I Kostetski, N Kocherginsky, ALC Tan, SB Khoo, P Wilariat, M-L Go, *European Journal of Pharmaceutical Sciences*, **2006**, 27, 175-187.
- [9]H Suwito, Jumina, Mustofa, P Pudjiastuti, MZ Fanani, Y Kimata-Arigo, R Katahira, T Kawakami, T Fujiwara, T Hase, HM Sirat, NNT Puspaningsih, *Molecules*, **2014**, 19(12), 21473-21488; doi:10.3390/molecules191221473
- [10]YL Jin, XY Jin, F Jin, DH Sohn, HS Kim, *Arch. Pharm. Res.*, **2008**, , 31(9), 1145-1152.
- [11]G Yoon, BY Kang, SH Cheon, *Arch. Pharm. Res.*, **2007**, 30(3), 313-316.
- [12]B-T Kim, K-J O, J-C Chun, K-J Hwang, *Bull. Korean Chem. Soc.*, **2008**, 29(6), 1125-1130.
- [13]LW Wattenberg, JB Coccia, AR Galbraith, *Cancer Lett*, **1994**, 83, 165-169.
- [14]H Makita, T Tanaka, H Fujitsuka, N Tatematsu, K Satoh, A Hara, H Mori, *Cancer Res*, **1996**,56, 4904-4909.



- [15]K Tabata, K Motani, N Takayanagi, R Nishimura, S Asami, Y Kimura, M Ukiya, D Hasegawa, T Akihisa, T Suzuki, *Biol Pharm Bull*, **2005**, 28(8), 1404-1407.
- [16]MT Madigan, JM Martinko, J Parker, . Brock : *Biology of Microorganism*, Pearson Education Inc., New York, **2003**, 13, 435
- [17] PM Tille, *Bailey & Scott's Diagnostic Microbiology*, Elsevier Mosby Inc, St. Louis Missouri, **2014**, 13, 276
- [18]Y Xia, Z-Y Yang, P Xia, KF Bastow, Y Nakanishi, K-H Lee, *Bioorg. Med. Chem. Lett*, **2000**, 10, 699-701.