

USER

Username

Password

Remember me

JOURNAL CONTENT

Search

Search Scope

All

Browse

- [By Issue](#)
- [By Author](#)
- [By Title](#)
- [Other Journals](#)
- [Categories](#)

FONT SIZE

[HOME](#) [ABOUT](#) [LOGIN](#) [REGISTER](#) [SEARCH](#) [ARCHIVES](#) [ANNOUNCEMENTS](#) [EDITORIAL BOARD](#)
[SUBMIT ON LINE](#) [ETHICS & COPYRIGHT FORM](#)

[Home](#) > [Editorial Board](#)

Editorial Board

Editor in chief

[Prof B. Hammouti](#)

Editor

[Prof. A. Chetouani](#), Mohammed Premier University, Oujda

National Committee

Akssira M., Hassan II University, Mohammadia
Amine A., Hassan II University, Mohammadia
Aouniti A., Mohammed Premier University, Oujda
Aride J., Mohammed Premier University, Rabat
Azzi M., Hassan II University, Casablanca
Bazzi L., Ibn Zohr University Agadir
Bellaouchou A., Mohammed V University, Rabat
Benchat N., Mohammed Premier University, Oujda
Ben Hadda T., Mohammed Premier University, Oujda
Bensitel M., Chouaib Doukali University El Jadida
Bentiss F., Chouaib Doukali University El Jadida
Berrabah M., Mohammed Premier University, Oujda
Berraho M., Cadi Ayyad University Marrakech
Bouhfid R., Mohamed V University Rabat
Bouachrine M., My Ismail University, Meknes
Bougrin K., Mohamed V University Rabat
Bouyanzer A., Mohammed Premier University, Oujda
Cherkaoui M., Ibn Tofail University Kenitra
Chetouani A., Mohammed Premier University, Oujda
Chtaini A., My Slimane University Béni Mellal
Ebn Touhami M., Ibn Tofail University Kenitra
El Ammari L., Mohamed V University Rabat
EL Haddad M., Cadi Ayyad University Safi
El Kadiri S., Mohammed Premier University, Oujda
Elmidaoui A., Ibn Tofail University Kenitra
Elidrissi A., Mohammed Premier University, Oujda

Essassi E.M., Mohamed V University Rabat
Guenbour A., Mohamed V University Rabat
Hamdani M., Ibn Zohr University Agadir
Hamidi M., My Ismail University Errachidia

Hlaibi M., Hassan II University, Casablanca
Irhzo A., Hassan II University, Casablanca
Kandri Rodi Y., USMBA University Fez
Kerbal A., USMBA University Fez
Kertit S., Mohamed V University Rabat
Khouili M., My Slimane University, Béni Mellal
Lachkar M., USMBA University Fez
Lazar S., Hassan II University, Mohammadia
Majidi L., My Ismail University Errachidia
Massaoui M., Mohamed V University Rabat
Mejdoubi E.M., Mohammed Premier University, Oujda
Oudda H., Ibn Tofail University Kenitra

Radi S., Mohammed Premier University, Oujda
Raihane M., Cadi Ayyad University Marrakech
Rakib E.M., My Slimane University Béni Mellal
Ramli Y., Mohamed V University Rabat
Romane A., Cadi Ayyad University Marrakech
Saadi M., Mohamed V University Rabat
Salghi R., Ibn Zohr University Agadir
Sfaira M., USMBA University Fez
Taibi M., Mohamed V University Rabat
Taleb M., USMBA University Fez
Tourir R., Mohamed V University Rabat
Touzani R., Mohammed Premier University, Oujda
Zarrouk A., Mohamed V University Rabat
Zouihri H., Ibn Tofail University Kenitra
Zgou H., Ibn Zohr University Ouarzazate

International Committee

Is open to all researchers who contributed in Chemistry

Abidi N., [Texas Tech University](#), Lubbock, United States
Al-Warthan A., [King Saud University College of Science](#),
Riyadh, Saudi Arabia
Aouad M.R., [Taibah University](#), Madinah, Saudi Arabia
Boukheddaden K., Université de Versailles, France
Costa J., [Universita di Corsica Pascal Paoli](#), Corte, France

Ng S.W., [The University of Nottingham Malaysia Campus](#),
Semenyih, Malaysia

Obbade S., [Laboratoire d'Electrochimie et de Physico-Chimie
des Matériaux et des Interfaces](#), Saint Martin d'Herès, France

Oshio, Hiroki University of Tsukuba, Japan

Daran J.C., [Université de Toulouse](#), Toulouse, France
El-Bindary A.A., [Damietta University](#), Damietta, Egypt
Eddaoudi M., [King Abdullah University of Science and Technology](#), Jeddah, Saudi Arabia

Fauconnier M.L., [Universite de Liege](#), Liege, Belgium
Fouda A. S., [Mansoura University](#), Mansoura, Egypt

Garcia Y., Université catholique de Louvain, **Belgium**

Göksu, Süleyman Atatürk Üniversitesi, Erzurum, Turkey
Guillaumet G., [Saint Francis Xavier University](#), Antigonish, Canada

Idrissi H., [Matériaux : Ingénierie et science](#), Villeurbanne, France

Jama C. [Université des Sciences et Technologies de Lille](#), Villeneuve-d'Ascq, France

Khadom A.A., [University of Diyala](#), Baqubah, Iraq

Khaled K.F., [Ain Shams University](#), Cairo, Egypt

Messali M., [Taibah University](#), Madinah, Saudi Arabia

Oturan M.A., [Université Paris-Est](#), Marne-la-Vallée, France

Özdemir, İsmail İnönü Üniversitesi, Malatya, Turkey

Quraishi M. A., [King Fahd University of Petroleum and Minerals](#), Dhahran, Saudi Arabia

Rios A., [Universidad de Castilla-La Mancha](#), Ciudad Real, Spain

Siaj M. [Université du Québec à Montréal](#), Montreal, Canada

LF Tietze Universität Göttingen Germany

Visseaux M. [Université d'Artois](#), Arras, France

Warad I., [An-Najah National University](#), Nablus, Palestine

Xiaodan, Zhao China Medical University Shenyang, China

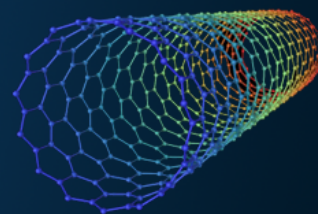

Zougagh M., [Universidad de Castilla-La Mancha](#), Ciudad Real, Spain

Kaya S., Cumhuriyet University, Turkey

Nandiyanto A.B.D., [Universitas Pendidikan Indonesia](#), Bandung, Indonesia

ISSN: 2351-812X

Copyright©2012-2018 IMIST
CNRST-IMIST Angle Allal Al Fassi et Avenue des FAR, Hay Ryad, BP 8027 10102 Rabat, Maroc
Tél:(+212) 05 37.56.98.00 Fax: (+212) 05 37.56.98.34
Site Web: <http://www.imist.ma>



USER

Username
Password
 Remember me

JOURNAL CONTENT

Search
Search Scope
All

Browse

- By Issue
- By Author
- By Title
- Other Journals
- Categories

FONT SIZE

CURRENT ISSUE

1.0
 2.0
 1.0

[HOME](#) [ABOUT](#) [LOGIN](#) [REGISTER](#) [SEARCH](#) [ARCHIVES](#) [ANNOUNCEMENTS](#) [EDITORIAL BOARD](#)
[SUBMIT ON LINE](#) [ETHICS & COPYRIGHT FORM](#)

[Home](#) > [Archives](#) > [Special Volume 8 S1 \(2020\) : The 1st International Conference on Science, Applied Science, \(ICoSASTE\) 2019](#)

Special Volume 8 S1 (2020) : The 1st International Conference on Science, Applied Science, (ICoSASTE) 2019

Table of Contents

Improvement of Reaction Selectivity Performance with Alkali Charge and Reaction Time on Oxygen Delignification Process	PDF
Bambang Irawan, Aria Darmawan, Achmad Roesyadi, Danawati Hari Prajitno	Mor. J. Chem. 8 S1 (2020) 001-011
Models, kinetics, and thermodynamics for the adsorption of Pb²⁺ and Cd²⁺ metal ions by solid tofu waste immobilized on silica's SURFAC	PDF
Handoko Darmokoesoemo, Eko Prasetyo Kuncoro, Ganden Supriyanto,, Yosephine Sri Wulan Manuharab	Mor. J. Chem. 8 S1 (2020) 012-023
Molarity optimization of calcium hydroxide in the forming of bioceramic hydroxyapatite from nano coral by precipitation method	PDF
Siswanto, Dyah Hikmawati, Aminatun, Adri Supardi	Mor. J. Chem. 8 S1 (2020) 024-031
Identification of phytochemical compounds in ethanol and n-hexane leaf extracts of Piper retrofractum vahl. by gas chromatography mass spectrometry	PDF
Junairiah, Sibyandhita Erhaa Amalia, Ni'matuzahroh, Tri Nurhariyati	Mor. J. Chem. 8 S1 (2020) 032-037
Synthesis of resorcinic acid and its Staphylococcus aureus antibacterial activity	PDF
I Gusti Made Ngurah Budiana, Ni Nyoman Yuliani	Mor. J. Chem. 8 S1 (2020) 038-043
Synthesis of silica coated on iron sand magnetic materials modified with 2- mercaptobenzimidazole through sol-gel	PDF
Martasiana Karbeka, Nuryono, Suyanta	Mor. J. Chem. 8 S1 (2020) 044-052
Adsorption of carbon dioxide with nanofibers based on alginate/polyethylene oxide/triton X-100	PDF
Faryda Veronica Lamma Koly, Adhitasari Suratman, Suyanta	Mor. J. Chem. 8 S1 (2020) 053-063
Kinetic Study in the Extraction of Essential Oil from Clove (Syzygium aromaticum) Stem using Microwave Hydrodistillation	PDF
Haqqyana Haqqyana, Verycha Finish Wiya Tania, Ayu Mardinah Suyadi, Heri Septya Kusuma, Ali Altway, Mahfud Mahfud	Mor. J. Chem. 8 S1 (2020) 064-071
Development of the Analytical Method of Iron through Optimization Reducing Agent Ability of Iron (III) to Iron(II)	PDF
R. Djarot Sugiarso, Nadya Zahiroh, AnnisaRahmayanti, Herdayanto Sulisty Putro, Ratna Ediati	Mor. J. Chem. 8 S1 (2020) 072-077
Models, Kinetics, and Thermodynamics for The Adsorption of Ni²⁺ + Metal Ions by Solid Tofu Waste Immobilized on Silica's Surface	PDF
Handoko Darmokoesoemo, Eko Prasetyo Kuncoro, Ganden Supriyanto, Yosephine Sri Wulan Manuhara	Mor. J. Chem. 8 S1 (2020) 078-087
Biomass and terpenoids profile of callus extract of Piper betle L. var. Nigra with abiotic elicitor cobalt (II) chloride	PDF
Junairiah, Nabilah Istighfari Zuraidassanaaz, Sri Wulan Manuhara, Ni'matuzahroh, Lilis Sulistyorini	Mor. J. Chem. 8 S1 (2020) 088-098
The detection of lead ion level in distilled water using 405 nm laser light and optical probe based on the Directional coupler	PDF
Pujiyanto, Samian, Moh Yasin, Herry Trilaksana, Supadi	Mor. J. Chem. 8 S1 (2020) 099-104
Effect of hydrophilic coating for membrane assisted air diffuser for Chlorella vulgaris cultivation	PDF
A. S. Ishak, N. A. H. M. Nordin, M. R. Bilad, M. K. Lam	Mor. J. Chem. 8 S1 (2020)105-112



SJR

Scimago Journal & Country Rank

Enter Journal Title, ISSN or Publisher Name

[Home](#)[Journal Rankings](#)[Country Rankings](#)[Viz Tools](#)[Help](#)[About Us](#)

Moroccan Journal of Chemistry


Country	Morocco -  SCIMAGO INSTITUTIONS RANKINGS
Subject Area and Category	Chemistry Chemistry (miscellaneous)
Publisher	University Mohammed Premier Oujda
Publication type	Journals
ISSN	2351812X
Coverage	2018-2020
Scope	Moroccan Journal of Chemistry (Mor. J. Chem.) is a free of charge open access journal that publishes original research articles as well as review articles in all areas of chemistry. It provides a platform for rapid publication of quality research papers, reviews and chemistry letters. Moroccan Journal of Chemistry was founded in 2013 by Professor B. Hammouti, University Mohammed Premier, Oujda Morocco. Moroccan Journal of Chemistry is published by the University Mohammed Premier, Oujda Morocco in partnership with the Association CEMADES : Centre Marocain du developpement et des Sciences (Moroccan Center of Development and Science).
	Homepage
	How to publish in this journal
	Contact
	Join the conversation about this journal

3

H Index

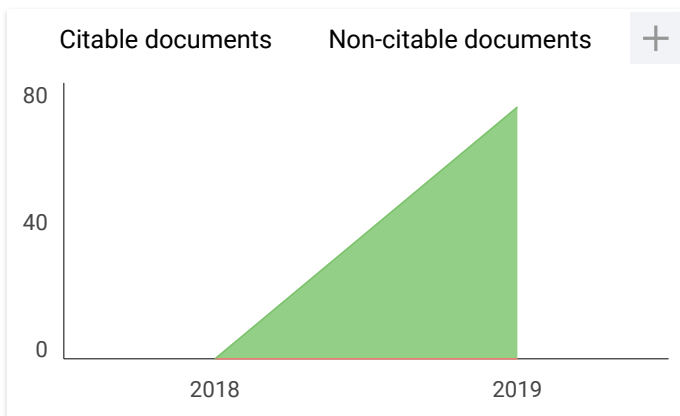
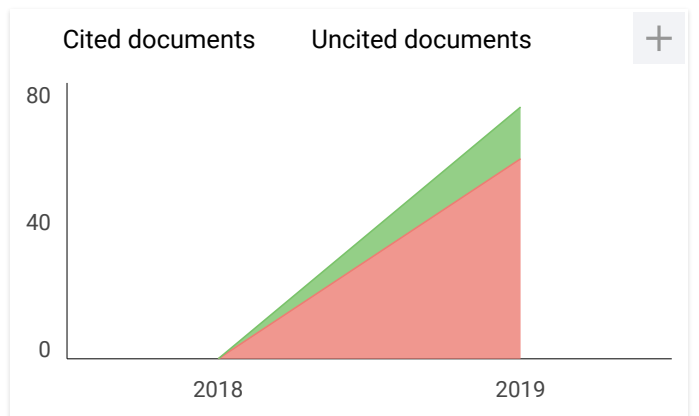
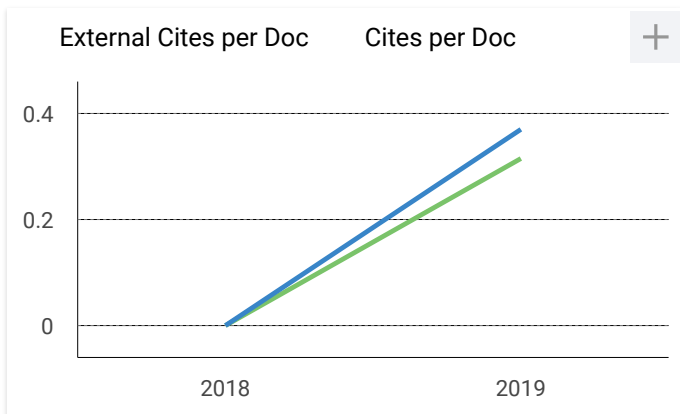
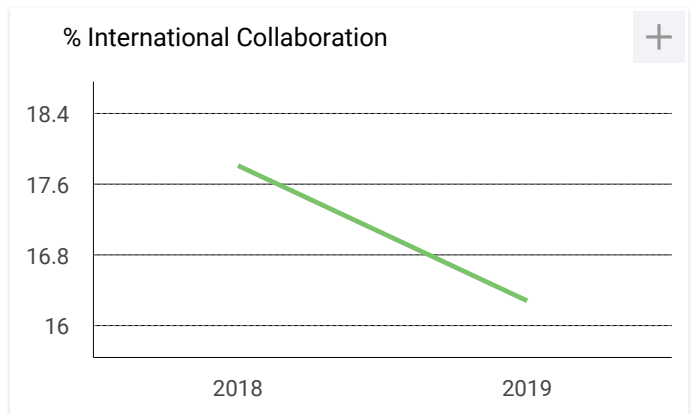
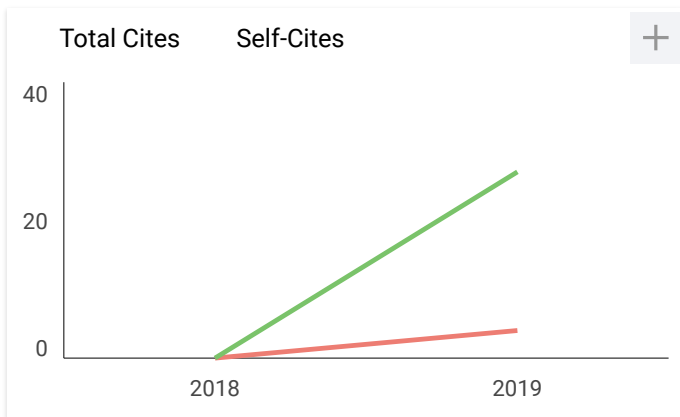
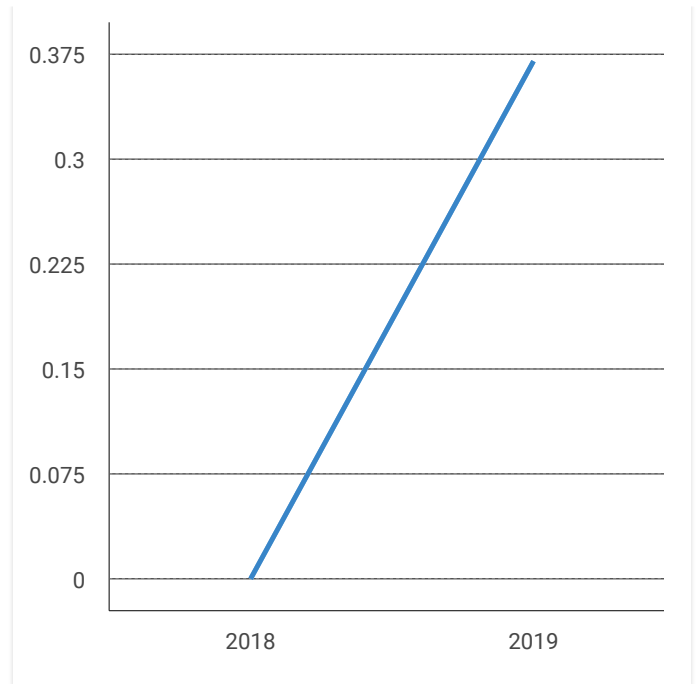
Quartiles 

Chemistry (miscellaneous)



2019

SJR Citations per document 



Moroccan Journal of Chemistry

Q4 Chemistry (miscellaneous)
best quartile

SJR 2019
0.13

powered by scimagojr.com

← Show this widget in your own website

Just copy the code below and paste within your html code:

```
<a href="https://www.scimaç
```

Identification of phytochemical compounds in ethanol and n-hexane leaf extracts of *Piper retrofractum* vahl. by gas chromatography mass spectrometry

Junairiah*, Sibyandhita Erhaa Amalia, Ni'matuzahroh, Tri Nurhariyati

Department of Biology, Faculty of Science and Technology, Universitas Airlangga, Indonesia

Abstract

Piper retrofractum or Javanese chili is one of the *Piperaceae* family species which has the potential to be used as herbal medicine. The purpose of this research was to investigate bioactive compounds of ethanol and n-hexane extracts in the *P. retrofractum* leaves. *P. retrofractum* leaves were first washed and dried, crushed into powder, before being extracted with ethanol and n-hexane. Chromatogram profile showed that ethanol and n-hexane extracts contained 21 compounds and 16 compounds respectively. The ethanol extract contained three main components, which were piperine (41.71%), 5,6-Dihydro-2,10,11-trimethoxy-3H-phenanthro (9,10,1-only) (1) pyridine (10.90%), and 3,3a, 4,5,6,7-hexahydro-2H-indene (9,03%), while n-hexane extract of *P. retrofractum* leaves contained three main components, which were phytol isomer (23.95%), germacrene (16.66%), and 13-acetyl-2,3,3a, 5,6,7,8,13, 13a, 13b-decahydro-11,12-dimethoxy-2,6-dimethyl-

* Corresponding author:
alip.jun1@gmail.com
Received 22 Dec 2019,
Revised 02 Jan 2020,
Accepted 09 Jan 2020

Keywords: Phytochemical compounds; *Piper retrofractum*; ethanol, n-hexane

1. Introduction

Piperaceae is a tropical plant found to contain various secondary metabolites and has been known to be used as raw material for various medicines. Piperaceae consists of up to 1000 species all around the world [1,2]. Piperaceae species found in Indonesia including *P. betle*, *P. nigrum*, *P. retrofractum*, *P. crocatum*, *P. cubeba*, and numerous others. *Piper retrofractum* is one member of Piperaceae family. This plant is originated from Indonesia, commonly grown as garden plant and widely sprouted in lowland forest. This plant grows as vine, having rotund or oval leaves with heart- or round-shaped base and pointed tip. Its young fruit color is gray that then turn into green before finally ripen into yellow- or red-colored fruit. *P. retrofractum* is commonly used for spices in cooking and medicine material. The taste is spicy, sharp, and aromatic [3]. In general the retrofractum piper is an epiphytic plant [4] Essential oil isolated from *P. retrofractum* leaves collected from Research Center for Spice and Medicinal Plant, Cimanggu, Bogor, found the main content to be germakren D (24.20%), tetrametilsiklo153.1.0(4,11)-undek 8-ena (17.73%), ar-turmeron (11.55%), and benzil benzoat (6.28%) [5]. Methanol extract of *P. retrofractum* fruit found to be contained piperine, oleic acid, N-isobutyl-2E,4E, 14Z-eicosatrienamide, and methyl piperate [6]. *Piper retrofractum* has potential as anti-microbe, aphrodisiac, and anti-cancer. Methil chloride extract of Javanese chili previously also found could be used as insecticide against *Nezara viridula* [7]. *P. retrofractum* can be used as a medicine for fever, abdominal pain, hypotension, and cholera in Indonesia. This plant can be found on the island of Java, especially in East Java and Central Java [7]. *P. retrofractum* was found to contain alkaloids, piperin, and essential oil which could be used as aphrodisiac due to its various effects, such as androgenic, anabolic, and reinforcing blood circulation thus it has potential to treat erectile dysfunction [9]. Ethanol extract of *P. retrofractum* and *Zingiber officinale* was previously found could be applied as anti-cancer against He-La and T 47D cells [7]. Generally, community uses *P. retrofractum* fruit as material for medicine, while the other plant organ has yet to be utilized properly, thus information of chemical content in the ethanol and n-hexane extracts of *P. retrofractum* leaves were not available yet. This research was aimed to explore bioactive content of ethanol and n-hexane extracts of *P. retrofractum* leaves.

2. Experimental

2.1. Plant collection

Plant sample was obtained from flower market in Bratang, Surabaya, East Java, Indonesia. Plant specimen was identified to ascertain the species and a few were made into herbarium saved in Department of Biology, Faculty of Science and Technology, University of Airlangga.

2.2. Plant extraction process

About 4 kg *P. retrofractum* leaves were first washed under tap water before air-dried. Dry weight of leaf obtained was 700 g, which was then crushed into powder. Extraction method used was maceration with ethanol and n-hexane solvent. Volume of respective solvent used was 3,5 litres. Result of ethanol extract evaporation was about 57.3 g, while n-hexane extract was about 19.2 g. Ethanol and n-hexane extracts were then analyzed its chemical content using Gass Chromatography Mass Spectrometry (GC-MS) method.

2.3. GC-MS Analysis

Extract sample was filtered using 0.45µl nylon filter membrane. About 1 µl ethanol extract was injected into GC-MS instrument, while n-hexane extract injected was about 0.4 µl. Condition of GC-MS was as the following: instrument used was Agilent 6980 N Network GC System using autosampler with Agilent 5973 inert MSD detector. Column used was J and W Scientific, HP-5MS, sized 0.25mm x 30m x 0.25 µm. Inlet: split 1/10, 300°C. Oven was programmed at

50°C (5 minutes), 10°C/minute, 280°C (15 minute). Flow inside column was about 1 ml/minute (constant). Aux 300°C, MS Quad 150°C, Scan Mode 20-600 amu, with solvent delay of 0 minute. Reference used was Wiley ver. 7.0.

3. Result and discussion

Based on the result of Gass Chromatography, ethanol extract contained 21 compounds while n-hexane extract contained 16 compounds. Chromatogram profile of ethanol and n-hexane extract of *P. retrofractum* leaves is presented in Figure 1 and 3.

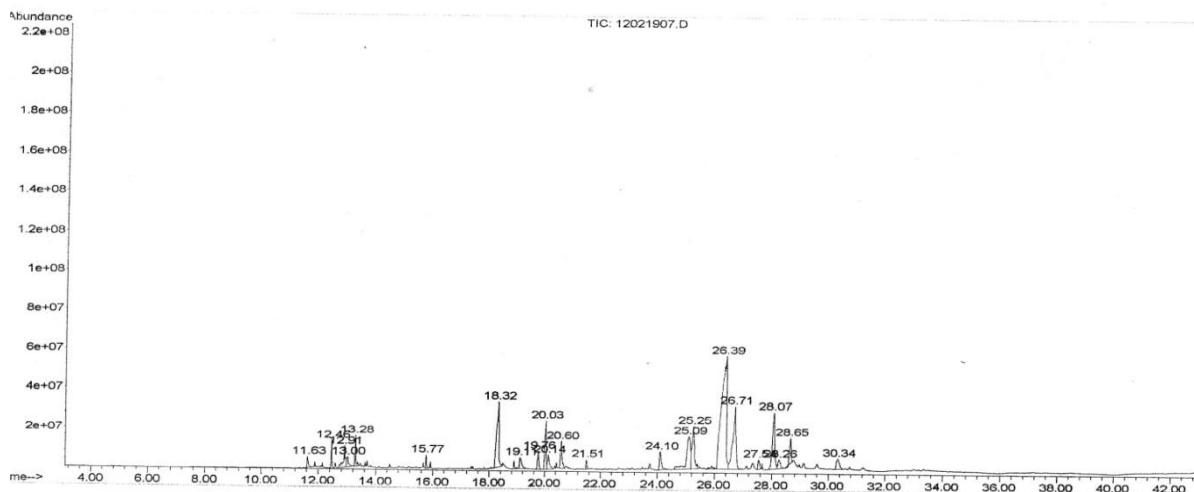


Figure 1: Chromatogram profile of ethanol extract of *P. retrofractum* leaf

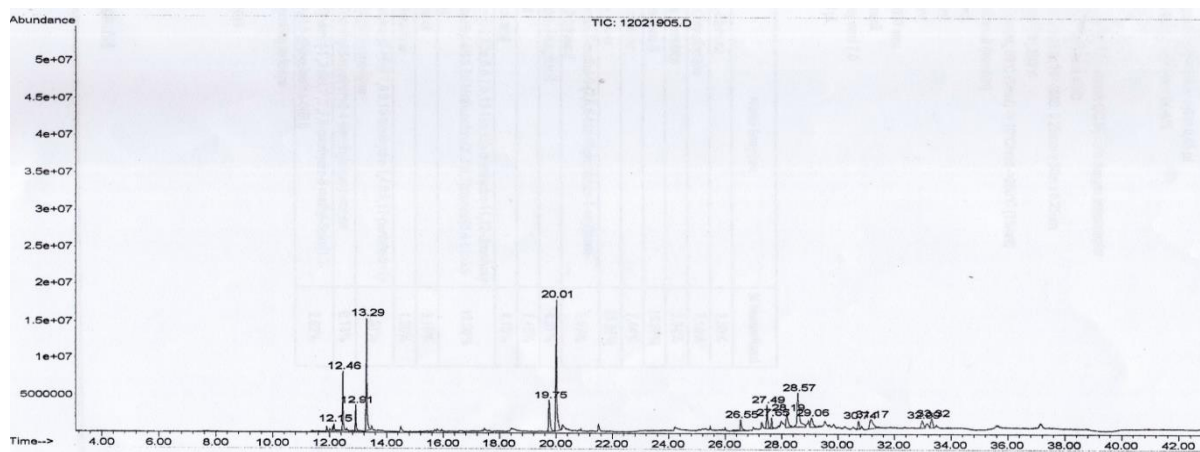


Figure 2: Chromatogram profile of n-hexane extract of *P. retrofractum* leaf

Based on the result of GC-MS analysis, bioactive contents of ethanol and n-hexane extract of *P. retrofractum* leaf are presented in Table 1 and 2. *Piperaceae* contains a variety of secondary metabolites such as phenylalanine, sesquiterpen, monoterpenes and phenylpropane derivatives [9] Three main compounds found in the ethanol extract of Javanese chili leaf including piperin, 5,6-dihydro-2,10,11-trimethoxy-3H-phenanthro[9,10,1-ija]quinolizin-3-one, and 3,3a,4,5,6,7-hexahydro-2H-indene, at concentration of 41.71%, 10.90%, and 9.03%. Piperin possessed the widest area at 41.71%. Piperine was the main compound found in black pepper. Piperine had chemical formula of $C_{17}H_{19}NO_3$ and had biological activity as anti-oxidant, anti-tumor, anti-asthmatic, anti-pyretic, analgesic, anti-inflammatory, anti-diarrhea, anxiolytic, anti-depressant, hepatoprotective, anti-bacterial, anti-fungal, anti-metastatic, and anti-thyroid. Piperin content contained in black pepper was about 2.5%, while piperin content in the ethanol extract of *P. retrofractum* leaf was 41.71%. This showed positive result due to its higher content compared to extract from other

species [10]. Methanol extract of *P. nigrum* in addition to contain piperin also had piperidine. This compound was found to possess biological activity as anti-bacteria, analgesic, and anti-inflammatory [11]. Ethanol and n-hexane extract of *Piper retrofractum* leaves contain Caryophyllene, namely 1.12% and 7.10%. This amount is relatively less when compared with Caryophyllene in essential oil of *Piper nigrum* which amount to 26.2 % [12].

Table 1: Chemical content of ethanol extract of *P. retrofractum* leaf

Peak	Retention time	Chemical compound	Area (%)
1	11.63	Benzenepropanoic acid, ethyl ester	0.69%
2	12.46	trans-Caryophyllene	1.12%
3	12.91	α -Humulene	2.04%
4	13.00	Benzenepropanoic acid	1.01%
5	13.28	Germacrene-D	1.58%
6	15.77	8-heptadecene	0.58%
7	18.32	3,3a,4,5,6,7-hexahydro-2H-indene	9.03%
8	19.11	2-Furanmethanol	1.40%
9	19.76, 21.51	1-Octadecene	1.80%
10	20.04	Phytol isomer	3.82%
11	20.13	2-oxo-4-phenyl-3-butenoic acid	1.56%
12	20.60	Ethyl 3-carboxubenzyllevulinate	2.30%
13	24.11	Benzyl 2,3,5-trianisoyl- α -D-arabinofuranoside	1.91%
14	25.09, 26.39	Piperine	41.71%
15	25.25	2,4-bis(methylthio)-1,9-dimethyl-5,6-dihydrobenzothiepine[4,5-c][1]pyridine	5.76%
16	26.71	5,6-Dihydro-2,10,11-trimethoxy-3H-phenanthro[9,10,1-ija]quinolizin-3-one	10.90%
17	27.46	D, α -Tocopherol	0.75%
18	28.07	(3 α , 3 β , 7 $\alpha\beta$)-(+)-3-[(1,2-dihydro-1-methoxy-2-oxo-3H-indole-3-ylidene)methyl]hexahydro-6-oxopyrano[3,4-c]pyrrole-2(3H)-carboxylic acid methyl ester	7.27%
19	28.26	Stigmasterol	1.01%
20	28.66	(23S)-ethylcholest-5-en-3 β -ol	2.32%
21	30.34	Propanoic acid,2-ethoxy-1-methyl-2-oxoethyl-2-formylamino-3-phenyl	1.42%

Several species from *Piperaceae* family did not contain piperine and piperidine, but contained other compound instead. *P. cernum* consisted of main component bicyclogermacrene at 21.88%, while the main component of *P. regnelli* was myrcene at level of 52.6% [9]. *P. hispidum* found to have α -pinene at 15.3% [13]. On the other hand, water extract of *P. betle* possessed main component of 4 chromanol at 27.81%, while its methanol extract had phenol 2-methoxy 4-(2-propenyk)acetate at 61.15% [14]. Ethanol extract of *P. nigrum* collected from Karumandhuri, Salem found to contain alkaloids, flavonoids, glicoside, sterole, and saponin [12]. Essential oil of *P. guinense* fruit composed

predominantly of linalool at 52.2% [15]. Essential oil extracted from *P. longum* leaf collected from Vietnam possessed main component fonenole at 40.5% [16].

Table 2: Chemical content of n-hexane extract of *P. retrofractum* leaf

Peak	Retention time	Chemical compound	Area (%)
1	12.16	B-elemene	1.50%
2	12.46	Trans-Caryophyllene	7.10%
3	12.91	α -Humulene	3.54%
4	13.29	Germacrene-D	16.66%
5	19.75	1-Octadecene	7.44%
6	20.01	Phytol isomer	23.95%
7	26.55	3-n-Heptyl-7-methyl-9-(2,6,6-trimethylcyclohex-1-enyl)nona-2,4,6,8-tetraenal	2.87%
8	27.49	D- α -Tocopherol	4.31%
9	27.65	Phytol	1.45%
10	28.19	Stigmasterol	4.15%
11	28.57	13-acetyl-2,3,3a,5,6,7,8,13,13a,13b-decahydro-11,12-dimethoxy-2,6-dimethyl-4H-3,8a-Methanofuro[2',3':6,7]azonino[5,4-b]indol-14-one	13.06%
12	29.06	Handianol	3.16%
13	30.74	Neophytadiene	1.58%
14	31.17	7-(acetyloxy)8-ethyl-7,8,9,10-tetrahydro-1,4,6,8,11-pentahydroxy-5,12-Naphthacenedione	4.51%
15	32.99	1-(1-Trimethylsiloxyethenyl)-4-trimethylsiloxy-benzene	2.13%
16	33.32	2'-[2H]indene]-1'3'diol,1',3',7,8-tetrahydro-6-methyl-spiro[1,3-dioxolo[4,5-g]isoquinoline-5(6H)	2.62%

In the case of n-hexane extract of Javanese chili leaf, three of its predominant components were phytol isomer, germacrene D, and 13-acetyl-2,3,3a,5,6,7,8,13,13a,13b-decahydro-11,12-dimethoxy-2,6-dimethyl-4H-3,8a-Methanofuro[2',3':6,7]azonino[5,4-b]indol-14-one, at concentration of 23.95%, 16.66%, and 13.06%, respectively. Phytol is a diterpene alcohol which is found able to inhibit inflammatory [17]. Phytol contained in the methanol extract of *P. nigrum* had biological activity as anti-oxidant [13]. Phytol was found in the 95% ethanol extract of *Pergularia daemia* leaf and known to possess anti-microbial and anti-asthmatic activities [18]. The second predominant component, germacrene, is a type of hydrocarbon sesquiterpene also found in other *Piperaceae* species. Essential oil isolated from the leaves of *P. betle* var Bangladesi and *P. betle* var Deswari were found to contain germacrene B at 0.12% and 0.42% respectively [19]. Dichloromethane extract of *Bucerra copallifera* leaf had germacrene D at 56.2% [20]. Essential oil from *Stachys cretica* also possessed germacrene D, at level of 32.8%. This

compound was found to have biological activity as anti-microbe [21]. *Kundmannia sicula* herb from *Apiaceae* family is another plant that also have germacrene D content, at concentration of 81.2% and found to be able to be applied as anti-oxidant and anti-tumor [22]. Essential oil from *Artemisia vulgaris* also found to possess germacrene D [23]. Aqueous extract and ethanol piper betle contain chavibetol and hydroxychavicol compounds which are eugenol isomers while in this study, ethanol extract and n-hexane retrofractum piper leaves did not have these compounds [24].

4. Conclusion

Piper retrofractum leaves contained predominantly of piperine and phytol, both compounds could be developed into herbal medicine as they were found to have various biological activity for the means of people's health.

References

- [1] I.M. Scott, H.R. Jensen, B.J.R. Philogène, J.T. Arnason, *Phytochem. Rev.* 7 (2008) 65.
- [2] A. Chaveerach, P. Mookamul, R. Sudmoon, T. Tanee, *Ethnobot. Res. Appl.* 4 (2006) 223–231.
- [3] C. Syukur, Hernani, *Cultivation of commercial medicinal plants*, PT Penebar Swadaya, 2003.
- [4] Y. Jamal, P. Irawati, A. Fathoni, A. Agusta, *Media Penelit. Dan Pengemb. Kesehat.* 23 (2013) 65–72.
- [5] N. Fabarani, *Phytochemicals and antibacterial activity of Piper retrofractum Vahl and Piper arborescens Roxb*, Univ. Teknol. Malaysia. (2012).
- [6] Hasnah, A. Rusdy, *J. Floratek.* 10 (2015) 87–96.
- [7] H. Ekowati, S. Septiyaningsih, H. Harwoko, *Indones. J. Cancer Chemoprevention.* 2 (2011) 173–181.
- [8] B.R. Dinanti, *J. Major.* 3 (2014).
- [9] M.B. Costantin, P. Sartorelli, R. Limberger, A.T. Henriques, M. Steppe, M.J.P. Ferreira, M.T. Ohara, V.P. Emerenciano, M.J. Kato, *Planta Med.* 67 (2001) 771–773.
- [10] S. Gurinderdeep, *Int. J. Pharmacogn. Chinese Med.* 1 (2017) 1–5.
- [11] G.J. Mohammed, A.M. Omran, H.M. Hussein, *Int. J. Pharmacogn. Phytochem. Res.* 8 (2016) 977–996.
- [12] S. Kavitha, P. Mani, *Anti-bacterial activity of extract of Piper nigrum Leaf*, *Biotechnol. An Indian J.* 13 (2017) 1–9.
- [13] A. Morales, J. Rojas, L.M. Moujir, L. Araujo, M. Rondón, *J. Appl. Pharm. Sci.* 3 (2013) 16.
- [14] S.N. Deshpande, D.G. Kadam, *Asian J Pharm Clin Res.* 6 (2013) 99–101.
- [15] M.S. Owolabi, O.A. Lawal, I.A. Ogunwande, R.M. Hauser, W.N. Setzer, *Am. J. Essent. Oils Nat. Prod.* 1 (2013) 37–40.
- [16] L.D. Hieu, T.M. Hoi, T.D. Thang, O.I. Eresanya, I.A. Ogunwande, *Am. J. Essent. Oils Nat. Prod.* 6 (2018) 16–19.
- [17] R.O. Silva, F.B.M. Sousa, S.R.B. Damasceno, N.S. Carvalho, V.G. Silva, F.R.M.A. Oliveira, D.P. Sousa, K.S. Aragão, A.L.R. Barbosa, R.M. Freitas, *Fundam. Clin. Pharmacol.* 28 (2014) 455–464.
- [18] M.S. Rukshana, A. Doss, P.R. Kumari, *Asian J Plant Sci Res.* 7 (2017) 9–15.
- [19] M. Saxena, N.K. Khare, P. Saxena, K. V Syamsundar, S.K. Srivastava, *Antimicrobial activity and chemical composition of leaf oil in two varieties of Piper betle from northern plains of India*, (2014).
- [20] K. Noge, J. Becerra, *Germacrene D*, *Molecules.* 14 (2009) 5289–5297.
- [21] M. Öztürk, M.E. Duru, F. Aydoğmuş-Öztürk, M. Harmandar, M. Mahlıçlı, U. Kolak, A. Ulubelen, *Nat. Prod. Commun.* 4 (2009) 1934578X0900400124.
- [22] S. Casiglia, M. Bruno, M. Bramucci, L. Quassinti, G. Lupidi, D. Fiorini, F. Maggi, *J. Essent. Oil Res.* 29 (2017) 437–442.
- [23] I. Sbail El Otmani, H. El Jaziz, L. Zarayby, A. Ousaid, W. Elbakri, S. Montassif, A. Ait Haj Said, *Res. J. Pharm. Biol. Chem. Sci.* 9 (2018) 1524–1529.
- [24] N.N. Mohamad, F.A. Abdalrahim, Z. Ismail, *Open Conf. Proc. J.*, 2013.