



[Home](#) > [Journals](#) > [Measurement](#) > [Editorial Board](#)

## Measurement

[Submit your Paper](#)[View Articles](#)

[➤ Guide for authors](#) [Track your paper](#) [▼](#) [➤ Order journal](#)

### Editorial Board


88 editors and editorial board members in 23 countries/regions

CN China (18) GB United Kingdom (12) IT Italy (11) US United States of America (9) IN India (4) JP Japan (4)  
PL Poland (4) BR Brazil (3) DE Germany (3) AT Austria (2) BE Belgium (2) HR Croatia (2) FR France (2)  
PT Portugal (2) KR South Korea (2) AU Australia CZ Czechia HU Hungary MX Mexico NZ New Zealand  
RO Romania SG Singapore ZA South Africa

### Editor-in-Chief



**Professor Paolo Carbone, PhD**

 University of Perugia, Perugia, Italy

## Editors



**Amir H. Alavi**

 University of Pittsburgh, Pittsburgh, Pennsylvania, United States of America



**Luca DeVito**

 University of Sannio, Department of Engineering, Benevento, Italy

[> View more](#)



**Mohammad Reza Jahanshahi**

 Purdue University, West Lafayette, Indiana, United States of America

[> View more](#)



**Grzegorz M. Królczyk**

 Opole University of Technology, Faculty Of Mechanical Engineering, Opole, Poland

[> View more](#)



**Aimé Lay-Ekuakille**


 University of Salento, Lecce, Italy

[> View more](#)




**David Macii**

 University of Trento, Trento, Italy



**Chuanlong Xu**


 Southeast University, Nanjing, China




**Yong Yan**


 University of Kent, Canterbury, United Kingdom

Associate Editors




**Bofeng Bai**

 Xi'an Jiaotong University State Key Laboratory of Multiphase Flow in Power Engineering, Xian,  
China





**Zhang Cao**

 Beihang University, Beijing, China




**Robert Carter**

 KEF, Maidstone, United Kingdom





**Patrick Degenaar**

 Newcastle University, Newcastle, United Kingdom





**Emmanuel Drakakis**

 Imperial College London, London, United Kingdom





**Yan Gao**

 Institute of Acoustics Chinese Academy of Sciences, Beijing, China




**Adam Glowacz**

 AGH University of Science and Technology, Krakow, Poland





**Wesley N. Gonçalves**

 Federal University of Mato Grosso do Sul, Faculty of Computing, Campo Grande, Brazil



**Haiyan Guan**


 Nanjing University of Information Science and Technology School of Remote Sensing and Geomatics Engineering, Nanjing, China






## Vladimir Haasz

 Czech Technical University in Prague, Department of Measurement, Prague, Czechia




## Yonghui Hu

 North China Electric Power University, Beijing, China





## Jiabin Jia

 The University of Edinburgh, Edinburgh, United Kingdom




**Marco Laracca**

 University of Rome La Sapienza, Department of Aeronautical Electrical and Energy Engineering,  
Roma, Italy





**Yongbo Li**

 Northwestern Polytechnical University, Xian, China




**Zhixiong Li**

 Yonsei University, Seodaemun-gu, South Korea




**Wing-Kuen Ling**

 Guangdong University of Technology, Guangzhou, China





**Mehrisadat Makki Alamdari**

 University of New South Wales School of Civil and Environmental Engineering, Sydney, New South Wales, Australia




**Mohammadreza Mirzahosseini**

 Purdue University Lyles School of Civil Engineering, West Lafayette, Indiana, United States of America





**Bonex Mwakikunga**

 Council for Scientific and Industrial Research, Pretoria, South Africa




**Robert Odolinski**

 University of Otago, Dunedin, New Zealand




**Mohammad ZiaUr Rahman**

 KL Deemed to be University, Guntur, India





**Telmo G. Santos**

 Nova University of Lisbon, Lisboa, Portugal




**Satya P. Singh**

 Nanyang Technological University School of Computer Science and Engineering, Singapore,  
Singapore




**Dean Ta**

 Fudan University, Shanghai, China





**Ramiro Velazquez**

 Panamerican University - Mexico Campus, Ciudad de México, Mexico





## Laura Villafane

 University of Illinois Urbana-Champaign, Department of Aerospace Engineering, Urbana, Illinois, United States of America



## Dong Wang

 Shanghai Jiaotong University, Department of Industrial Engineering and Management, Shanghai, China




## Michal A. Wiczorowski

 Poznan University of Technology Division of Metrology and Measurement Systems, Poznan, Poland




**Tonghai Wu**

 Xi'an Jiaotong University, Xian, China



**Ting-Hua Yi**


 Beijing University of Civil Engineering and Architecture, Beijing, China




**Wuliang Yin**


 The University of Manchester School of Electrical and Electronic Engineering, Manchester,  
United Kingdom






**Xicai (Alex) Yue**

 University of the West of England, Bristol, United Kingdom




**Noritaka Yusa**

 Tohoku University, Sendai, Japan




**Hai Zhang**

 Harbin Institute of Technology, Haerbin, China




**Qianyun (Gloria) Zhang**

 New Mexico State University, Department of Civil Engineering, Las Cruces, New Mexico, United States of America



**Wenbiao Zhang**


 North China Electric Power University, Beijing, China




## Wu Zhou


 University of Shanghai for Science and Technology, Shanghai, China

## Membership of the Board





## Venkata Bheemreddy, PhD

 Amazon Lab126, Sunnyvale, California, United States of America



## N. Fox

 National Physical Laboratory, Teddington, United Kingdom



**Roman Morawski, Ph.D., D.Sc./Professor**


 Warsaw University of Technology Institute of Radioelectronics and Multimedia Technology,  
Warsaw, Poland


[> View more](#)

Ex-Officio Membership of the Board



**Eric Benoit**

 University Savoie Mont Blanc, Chambéry, France




## Isabel Castanheira


 National Institute of Health Doctor Ricardo Jorge, Lisboa, Portugal



## Pasquale Daponte

 University of Sannio, Benevento, Italy

[> View more](#)



## Ravi Fernandes

 National Metrology Institute of Germany, Braunschweig, Germany





**Kenneth T. V. Grattan**


 City University of London, London, United Kingdom

[> View more](#)




**Jay. H. Hendricks**

 National Institute of Standards and Technology Physical Measurement Laboratory, Gaithersburg, Maryland, United States of America



**Yong Hyeon**

 Frank Härtig, Physikalisch-Technische Bundesanstalt, Brunswick, Germany




**Masatoshi Ishikawa**


 The University of Tokyo, Bunkyo-Ku, Japan

[> View more](#)



**Andy Knott**

 National Physical Laboratory, Teddington, United Kingdom




**Y. Koike**

 Tokyo Institute of Technology - Suzukakedai Campus, Yokohama, Japan




**R.R. Machado**

 National Institute of Metrology Quality and Technology, RIO DE JANEIRO, Brazil



**Zoltan Major**


 Johannes Kepler University Linz, Linz, Austria






**Franco Pavese**

 National Institute of Metrological Research, Torino, Italy




**Gustavo Ripper**

 National Institute of Metrology Quality and Technology, RIO DE JANEIRO, Brazil



**Malik Rosenberger**

 TU Berlin University, Berlin, Germany




## Alexandru Salceanu

 Gheorghe Asachi Technical University of Iasi, Iași, Romania



## Michela Segà

 National Institute of Metrological Research, Torino, Italy




## Pier Giorgio Spazzini

 National Institute of Metrological Research, Torino, Italy



---


**Ron Summers**

 Loughborough University, Loughborough, United Kingdom



**Y. Takaya**

 Osaka University, Suita, Japan




**Zafar Taqvi**

 University of Houston-Clear Lake, Houston, Texas, United States of America





**Zsolt Janos Viharos**


 Institute for Computer Science and Control, Budapest, Hungary

[> View more](#)



**Y.H. Yim**

Korea Research Institute of Standards and Science, Daejeon South Korea



**B. Zagar**

 Johannes Kepler University Linz, Linz, Austria



**Davor Zvizdic**

 University of Zagreb, Zagreb, Croatia


Emeritus Editor



**Kenneth T. V. Professor K.T.V. Grattan**


 City, University of London, London, United Kingdom


Early Career Advisory Board



### Dingfeng Cao


 Sun Yat-Sen University, Guangzhou, China


 Soil moisture, Distributed temperature sensing, Distributed fiber optic sensing, Optical fiber, Engineering Geology



### Wengang Dang

 Sun Yat-Sen University, Guangzhou, China


 Rock Mechanics, Dynamic Shear, Geotechnical Engineering, Numerical Simulation, Instrument Development



## Praveen Kumar Donta


 TU Wien Research Unit of Distributed Systems, Wien, Austria


 Machine learning for IoT, Sensor Networks, Distributed Systems, Compute Continuum, Edge Intelligence



## Pan Dou

 Xi'an Jiaotong University, Xian, China


 Ultrasonic measurement, Lubrication monitoring, Wear monitoring, Coating characterization, Thickness measurement



## Lachit Dutta

 Gauhati University, Guwahati, India


📖 Electronic Olfaction/Nose, Embedded Systems, Artificial Intelligence, Biomedical Instrumentation, Internet of Things (IoT), Smart City



### Jasmine Gnanamalar

🏛️ Anna University, Chennai, India

📖 Solar and wind, Power system quality, Artificial intelligence algorithms, Circuit fault diagnosis, Computer vision and imaging, IoT security, Machine learning




### Pengpeng Hu

🏛️ VUB University, Brussel, Belgium


📖 Measurement, Body biometrics, Deep learning, RGB-D Sensors, Point cloud processing







**Leonardo Iannucci**


 Polytechnic of Turin, Department of Applied Science and Technology, Torino, Italy


 Electrochemical measurements, Chemical sensors, Materials characterization, Spectroscopic measurements, Chemometrics



**V. B. Murali Krishna**


 National Institute of Technology Andhra Pradesh, Tadepalligudem, India


 Renewable Energy Technologies, Electric Vehicle Technologies, Machine Learning and Data Analysis, Design, Control, Optimization and Security of Systems, Adaptive Technologies, Power and Energy




## Rahul Kumar

 Board of Radiation and Isotope Technology, Mumbai, India


 Pressure and vacuum measurement, Electronic and Instrumentation, Radiation measurement and its instrumentation, Non-destructive testing, Biomedical instrumentation, Metrology and measurement



## Sachin Kumar

 SRM Institute of Science and Technology (Deemed to be University), Kattankulathur, India


 Biomedical devices, Microwave/mm-wave antennas, Rectenna, RF sensors, Wearable/flexible electronics



## Nageswara Lalam


 National Energy Technology Laboratory, Pittsburgh, Pennsylvania, United States of America


 Fiber optic sensors, Distributed fiber sensors



### Naipeng Li

 Xi'an Jiaotong University, Xian, China


 Fault diagnosis, Health prognosis, Remaining useful life prediction, Mechanical systems, Degradation modeling





### Xiang Li


 Xi'an Jiaotong University, Xian, China

 Industrial artificial intelligence, Predictive maintenance, Machine vision, Industrial big data, Fault diagnosis






### Rui Min

-  Beijing Normal University Advanced Institute of Natural Sciences, Zhuhai, China
-  Optical fiber wearable devices, Optical fiber liquid level monitoring, Integrated sensing system, Brain-computer interface, Bio-sensing, Microwave photonics, Integrated photonics




### Alessandro Mingotti


-  University of Bologna, Department of Energy Electrical and Information Engineering Guglielmo Marconi, Bologna, Italy
-  Instrument transformers, Uncertainty evaluation, Predictive maintenance, Signal processing, Distributed measurement systems



## Khandaker Noman


 Northwestern Polytechnical University, Xian, China


 Signal processing, Entropy theory, Nonlinear vibration, Condition monitoring, Rotating machinery



## Dong Pan

 Central South University, Changsha, China


 Infrared thermography, Vision-based measurement, Image processing, Object detection, Molten metal temperature measurement



## Francesco Picariello

 University of Sannio, Benevento, Italy


📖 Signal processing, Data acquisition systems, Internet of Things, Wireless Sensor Network and measurement instruments., Compressive sampling, Compressed Sensing



### **Roberto Giovanni Ramírez-Chavarría**

🏛️ National Autonomous University of Mexico Institute of Engineering, Mexico City, Mexico


📖 Signal processing for metrology, Smart sensors and instrumentation, Data-driven models, Biosensors and bioelectronics, Electromagnetic waves measurement



### **Yiping Shao**


🏛️ Zhejiang University of Technology, Hangzhou, China


📖 Measurement sensors, Quality control, Surface metrology, Visual inspection, Intelligent manufacturing




### Xuewei Shi

 Tianjin University, Tianjin, China


 Multiphase flow measurement, Ultrasonic sensing technique, Electrical sensing technique, Ultrasonic Doppler sensor, Sensor data processing and fusion



### Chaoqing Tang

 Huazhong University of Science and Technology, Wuhan, Hubei, China


 Compressed sensing, Non-destructive testing, Deep learning, Reverse problems, Computational imaging




## Karan Veer


 Dr BR Ambedkar National Institute of Technology, Jalandhar, India


 Biomedical Signal Processing, Soft Computing, Statistical Applications, EMG signal, Prosthetics



## Shuihua Wang

 University of Leicester, Leicester, United Kingdom

 Artificial Intelligence, Machine Learning, Pattern Recognition, Image Processing, Data analytics., Information fusion




## Xiao-Wei Ye

 Zhejiang University, Hangzhou, China



📖 Structural Health Monitoring, Computer Vision, Machine Learning, Fatigue of Steel  
Bridge, Shield Tunnel



## Wei Zhang

🏠 Shenyang Aerospace University, Shenyang, China

📖 Rotor dynamics, Deep learning, Multi-objective optimization, Squeeze film damper, Fault diagnosis

All members of the Editorial Board have identified their affiliated institutions or organizations, along with the corresponding country or geographic region. Elsevier remains neutral with regard to any jurisdictional claims.

## Measurement

Readers

[View Articles](#)

[Volume/Issue Alert](#)

Authors >

[Submit your Paper](#)

[Check Submitted Paper](#)

[Researcher Academy](#)

Librarians >

[Order Journal Institutional](#)

Editors >

[Publishing Ethics Resource Kit](#)

[Guest Editors](#)

[Support Center](#)

[Personalized  
Recommendations](#)

[Rights and Permissions](#)

[Elsevier Author Services](#)

[Support Center](#)

[Track Accepted Paper](#)

[Reviewers >](#)

[Reviewer Guidelines](#)

[Log in as Reviewer](#)

[Reviewer Recognition](#)

[Support Center](#)

---

Copyright © 2023 Elsevier, except certain content provided by third parties

Cookies are used by this site. [Pengaturan Cookie](#) [Cookie Settings](#)

[Terms and Conditions](#) [Privacy Policy](#) [Cookie Notice](#) [Sitemap](#)

# Measurement

Supports *open access*

[Submit your article](#)

[Guide for authors](#)

[Menu](#)



[Search in this journal](#)

## Volume 146

Pages 1-982 (November 2019)

[Download full issue](#)

[Previous vol/issue](#)

[Next vol/issue](#)

Receive an update when the latest issues in this journal are published

[FEEDBACK](#)

# Measurement

Supports *open access*

Submit your article

Guide for authors



Page ii

 [View PDF](#)

Research article  Abstract only

## Simultaneous measurement of RH and temperature based on FBG and balloon-like sensing structure with inner embedded up-tapered MZI

Rui-jie Tong, Yong Zhao, Mao-qing Chen, Xu-guang Hu, Yang Yang

Pages 1-8

Article preview 

Research article  Abstract only

## Multifunctional graphitic tracks on flexible polymer sheet as strain, acoustic vibration and human motion sensor

Vaibhav Khurana, Manpreet Kaur, Suresh Kumar, Dipti Gupta, J.K. Goswamy

Pages 9-14

Article preview 

# Measurement

Supports *open access*

Submit your article

Guide for authors



Research article  Abstract only

## Monitoring of drill runout using Least Square Support Vector Machine classifier

J. Susai Mary, M.A. Sai Balaji, A. Krishnakumari, R.S. Nakandhrakumar, D. Dinakaran

Pages 24-34

Article preview

Research article  Abstract only

## A high-order state-of-charge estimation model by cubature particle filter

Mingzhe Liu, Mingfu He, Shaojie Qiao, Bingqi Liu, ... Ruili Wang

Pages 35-42

Article preview

Research article  Abstract only

## Face recognition using fusion of feature learning techniques

Saiyed Umer, Bibhas Chandra Dhara, Bhabatosh Chanda

Pages 43-54

# Measurement

Supports *open access*

[Submit your article](#)

[Guide for authors](#)



Pages 55-61

Article preview

Research article  Abstract only

## A new method to analyze rock joint roughness coefficient based on neutrosophic statistics

Muhammad Aslam

Pages 65-71

Article preview

Research article  Abstract only

## Characterization of uncertainty contributions in a high-accuracy PMU validation system

G. Frigo, A. Derviškadić, D. Colangelo, J.P. Braun, M. Paolone

Pages 72-86

Article preview

Research article  Abstract only

# Measurement

Supports *open access*

Submit your article

Guide for authors



Research article  Abstract only

## Assessing a binary measurement system: A new plan using targeted verification with conditional sampling and baseline information

Daniel E. Severn, Stefan H. Steiner, R. Jock MacKay

Pages 101-109

Article preview

Research article  Abstract only

## Computational estimation of lateral pile displacement in layered sand using experimental data

Mahdy Khari, Ali Dehghanbanadaki, Shervin Motamedi, Danial Jahed Armaghani

Pages 110-118

Article preview

Research article  Abstract only

## Real-time radiation dosimetry using P-doped silica optical fiber

H.T. Zubair, A. Oresegun, A.K.M. Mizanur Rahman, N.M. Ung, ... Nasr Y.M. Omar

# Measurement

Supports *open access*

Submit your article

Guide for authors



---

Xiao-li Hao, Huan Liang

Pages 125-132

Article preview 

Research article  Abstract only

## A 3-phase current transducer based on microfluxgate sensors

Pavel Ripka, Václav Grim, Andrey Chirtsov

Pages 133-138

Article preview 

Research article  Abstract only

## A novel motion platform system for testing prosthetic knees

Lei Xu, Dai-Hua Wang, Qiang Fu, Gang Yuan, Xian-Xu Bai

Pages 139-151

Article preview 

Research article  Abstract only



# Measurement

Supports *open access*

Submit your article

Guide for authors



---

Research article  Abstract only

## A new conventional criterion for the performance evaluation of gang saw machines

Sina Shaffie Haghshenas, Roohollah Shirani Faradonbeh, Reza Mikaeil, Sami Shaffie Haghshenas, ... Alireza Dormishi

Pages 159-170

Article preview

Research article  Abstract only

## SRM sensorless for position control based on a frequency modulation system

Silviano Rafael, P.J. Costa Branco, A.J. Pires

Pages 171-178

Article preview

Research article  Abstract only

## Measurement of spindle radial error based on target trajectory tracking

An Jin, Jiamin Chen, Wenguo Yang, Jie Lin, ... Peng Jin

Pages 179-185

# Measurement

Supports *open access*

Submit your article

Guide for authors



Pages 188-191

Article preview

Research article  Abstract only

## Effect of fabrication parameters on strength of natural fiber polypropylene composites: Statistical assessment

Khalid I. Alzebdeh, Mahmoud M.A. Nassar, Ramanathan Arunachalam

Pages 195-207

Article preview

Research article  Abstract only

## Sodium nitrate (NaNO<sub>3</sub>) sensor based on graphene coated microfiber

M. Yasin, N. Irawati, S.W. Harun, F. Ahmad, M. Khasanah

Pages 208-214

Article preview

Research article  Abstract only

# Measurement

Supports *open access*

Submit your article

Guide for authors



---

Research article  Abstract only

## Sensor layout optimization by integrating Bayesian approach to diagnose multi-station assembly processes

Kang He, Minping Jia, Conghu Liu, Zhuanzhe Zhao

Pages 230-240

Article preview

Research article  Abstract only

## Development of an Arduino101-LoRa based wind speed estimator

Mehrdad Babazadeh, Kianoosh Karimi

Pages 241-253

Article preview

Research article  Abstract only

## Accurate extraction of brick shapes in masonry walls from dense terrestrial laser scanning point cloud

Yueqian Shen, Jinguo Wang, Shuangfeng Wei, Dehua Zheng, Vagner G. Ferreira

Pages 254-267

# Measurement

Supports *open access*

Submit your article

Guide for authors



---

Huipeng Chen, Miaoling Hu, Zhe Cheng, Lih Zhang, Lu Zhang

Pages 268-278

Article preview

Research article  Abstract only

## A recurrent neural network approach for remaining useful life prediction utilizing a novel trend features construction method

Sen Zhao, Yong Zhang, Shang Wang, Beitong Zhou, Cheng Cheng

Pages 279-288

Article preview

Research article  Abstract only

## Ionospheric delay prediction based on online polynomial modeling for real-time cycle slip repair of undifferenced triple-frequency GNSS signals

Guobin Chang, Tianhe Xu, Yifei Yao, Haitao Wang, Huaien Zeng

Pages 289-297

Article preview

# Measurement

Supports *open access*

Submit your article

Guide for authors



Research article  Abstract only

## A sparse stacked denoising autoencoder with optimized transfer learning applied to the fault diagnosis of rolling bearings

Meidi Sun, Hui Wang, Ping Liu, Shoudao Huang, Peng Fan

Pages 305-314

Article preview

Research article  Abstract only

## Using image analysis to determine gentamicin potency by agar diffusion microbiological assay and its measurement uncertainty

Alessandro Morais Saviano, Felipe Rebello Lourenço

Pages 315-321

Article preview

Research article  Abstract only

## A cognitive technology based healthcare monitoring system and medical data transmission

M. Arun Kumar, R. Vimala, K.R. Aravind Britto

Pages 322-332

# Measurement

Supports *open access*

[Submit your article](#)

[Guide for authors](#)



---

Abdulaziz A. Al-Kherani, Asimati A. Wanda, H. Fouad

Pages 333-342

[Article preview](#)

Research article  Abstract only

Performance assessment of K-type, E-type and J-type coaxial thermocouples on the solar light beam for short duration transient measurements

Sanjeev Kumar Manjhi, Rakesh Kumar

Pages 343-355

[Article preview](#)

Research article  Abstract only

Concentration-independent unburnt carbon content metering in fly ash using a waveguide

Dantong Ren, Yuguang Niu, Huanhuan Luo, Fan Peng, Xinhua Gai

Pages 356-362

[Article preview](#)

# Measurement

Supports *open access*

Submit your article

Guide for authors



Research article  Abstract only

## Time of arrival measurement for indoor distance monitoring in 130-nm CMOS

Javed S. Gaggatur, Gaurab Banerjee

Pages 372-379

Article preview

Short communication  Abstract only

## Fast and on-site calibration of the three-axis wheel force sensor using an embedded triaxial accelerometer

Wenjun Zhu, Wei Chen, Lihang Feng

Pages 380-384

Article preview

Research article  Abstract only

## Degradation evaluation of slewing bearing using HMM and improved GRU

Saisai Wang, Jie Chen, Hua Wang, Dianzhen Zhang

Pages 385-395

# Measurement


Supports *open access*

Submit your article

Guide for authors



Pages 376-402

 [View PDF](#) Article preview 

Research article  Abstract only

## Geometric accuracy evaluation during coordinated motion of rotary axes of a five-axis machine tool

Xiaogeng Jiang, Liang Wang, Chang Liu

Pages 403-410

Article preview 

Research article  Abstract only

## Non-destructive modal parameter identification of historical timber bridges using ambient vibration tests after restoration

A.C. Altunisik, E. Kalkan, F.Y. Okur, K. Ozgan, ... A. Bostanci

Pages 411-424

Article preview 

Research article  Abstract only



# Measurement

Supports *open access*

Submit your article

Guide for authors



---

Research article  Abstract only

## Real-time stall detection of centrifugal fan based on symmetrized dot pattern analysis and image matching

Xiaogang Xu, Maoxin Qi, Haixiao Liu

Pages 437-446

Article preview

Research article  Abstract only

## A new method for liquid film thickness measurement based on ultrasonic echo resonance technique in gas-liquid flow

Mi Wang, Dandan Zheng, Ying Xu

Pages 447-457

Article preview

Research article  Abstract only

## Design & implementation of a high precision & high dynamic range power consumption measurement system for smart energy IoT applications

Yas Hosseini Tehrani, Seyed Mojtaba Atarodi

Pages 458-466

# Measurement

Supports *open access*

Submit your article

Guide for authors



Pages 167-178

Article preview

Research article  Abstract only

## Leak detection of gas pipelines using acoustic signals based on wavelet transform and Support Vector Machine

Rui Xiao, Qunfang Hu, Jie Li

Pages 479-489

Article preview

Research article  Abstract only

## Ultrasound computed tomography for material inspection: Principles, design and applications

Mohd Taufiq Mohd Khairi, Sallehuddin Ibrahim, Mohd Amri Md Yunus, Mahdi Faramarzi, ... Azwad Abid

Pages 490-523

Article preview

Research article  Abstract only

# Measurement

Supports *open access*

[Submit your article](#)

[Guide for authors](#)



---

Research article  Abstract only

## Soil type characterization for moisture estimation using machine learning and UWB-Time of Flight measurements

Marko Malajner, Dusan Gleich, Peter Planinsic

Pages 537-543

Article preview

Research article  Abstract only

## Voltage fault detection for lithium-ion battery pack using local outlier factor

Zonghai Chen, Ke Xu, Jingwen Wei, Guangzhong Dong

Pages 544-556

Article preview

Research article  Abstract only

## CWV-BANN-SVM ensemble learning classifier for an accurate diagnosis of breast cancer

Moloud Abdar, Vladimir Makarenkov

Pages 557-570

# Measurement

Supports *open access*

Submit your article

Guide for authors



Pages 571-581

Article preview

Research article  Abstract only

## UWB device for breast microwave imaging: phantom and clinical validations

Alessandro Vispa, Lorenzo Sani, Martina Paoli, Alessandra Bigotti, ... Gianluigi Tiberi

Pages 582-589

Article preview

Research article  Abstract only

## A novel GPS/DVL/MEMS-INS smartphone sensors integrated method to enhance autonomous navigation, guidance and control system of AUSVs based on ADSF Combined Filter

Mohamed Z. Mostafa, Hatem A. Khater, Mohamed R. Rizk, Abdullah M. Bahasan

Pages 590-605

Article preview

Research article  Abstract only

# Measurement

Supports *open access*

Submit your article

Guide for authors



Research article  Abstract only

## Measurement of low concentrations of NO<sub>2</sub> gas by differential optical absorption spectroscopy method

AbdulAziz Al-Jalal, Watheq Al-Basheer, Khaled Gasmi, Moch S. Romadhon

Pages 613-617

Article preview

Research article  Abstract only

## A network theory for BOTDA measurement of deformations of geotechnical structures and error analysis

Wei-Qiang Feng, Jian-Hua Yin, Lalit Borana, Jie-Qiong Qin, ... Jia-Lin Yang

Pages 618-627

Article preview

Research article  Abstract only

## Precise point positioning time transfer with multi-GNSS single-frequency observations

Yulong Ge, Feng Zhou, Peipei Dai, Weijin Qin, ... Xuhai Yang

Pages 628-642

# Measurement

Supports *open access*

[Submit your article](#)

[Guide for authors](#)



Pages 613-632

Article preview

Research article  Abstract only

## Optimization of three-dimensional scanning process conditions using preference selection index and metaheuristic method

Vimal Kumar Pathak, Ramanpreet Singh, Swati Gangwar

Pages 653-667

Article preview

Research article  Abstract only

## The enhancement of the photoacoustic generation efficiency based on fiber optic ultrasound phased array

Jingcheng Zhou, Nan Wu, Xingwei Wang

Pages 668-674

Article preview

Research article  Abstract only

# Measurement

Supports *open access*

Submit your article

Guide for authors



---

Research article  Abstract only

## A dynamic pre-travel error prediction model for the kinematic touch trigger probe

Yamin Li, Long Zeng, Kai Tang, Simi Li

Pages 689-704

Article preview

Research article  Abstract only

## Numerical simulation of beam drift effect in ultrasonic flow-meter

Kushal Prasad Choudhary, Venugopal Arumuru, Yogesh G. Bhumkar

Pages 705-717

Article preview

Research article  Abstract only

## Identification and mapping of asphalt surface deterioration by tyre-pavement interaction noise measurement

C. Ramos-Romero, P. León-Ríos, B.M. Al-Hadithi, L. Sigcha, ... C. Asensio

Pages 718-727

# Measurement

Supports *open access*

Submit your article

Guide for authors



Pages 726-733

Article preview

Research article  Abstract only

## Fuzzy logic algorithm based optimization of the tribological behavior of Al-Gr-Si<sub>3</sub>N<sub>4</sub> hybrid composite

R. Ambigai, S. Prabhu

Pages 736-748

Article preview

Research article  Abstract only

## Portable device for continuous sensing with rapidly pulsed LEDs – Part 1: Rapid on-the-fly processing of large data streams using an open source microcontroller with field programmable gate array

Ansara Noori, Parvez Mahbub, John S. Parry, John Davis, ... Mirek Macka

Pages 749-757

Article preview

Research article  Abstract only



# Measurement

Supports *open access*

Submit your article

Guide for authors



---

Research article  Abstract only

## Research on the reliability of capacitor voltage transformers calibration results

Zhan Meng, Hongbin Li, Chuanji Zhang, Mianzhou Chen, Qing Chen

Pages 770-779

Article preview

Research article  Abstract only

## The use of TLS and UAV methods for measurement of the repose angle of granular materials in terrain conditions

Artur Wójcik, Przemysław Kłapa, Bartosz Mitka, Izabela Piech

Pages 780-791

Article preview

Research article  Abstract only

## Time delay estimation of random signals using cross-correlation with Hilbert Transform

Robert Hanus

Pages 792-799

# Measurement

Supports *open access*

[Submit your article](#)

[Guide for authors](#)



Pages 806-814

Article preview

Research article  Abstract only

## An evaluation method of gear profile deviations based on the consideration of installation errors

Jie Tang, Jianjie Wei, Zhaoyao Shi

Pages 806-814

Article preview

Research article  Abstract only

## Detection of plane sealing leakage by tuning the generated sound characteristics

Jilai Cao, Haishan Zou, Xinhai Yu, Jian Zhang, ... Shandong Tu

Pages 815-826

Article preview

Research article  Abstract only

# Measurement

Supports *open access*

Submit your article

Guide for authors



---

Research article  Abstract only

## Ductility and stiffness of slender confined reinforced high-strength concrete columns under monotonic axial load

Chau-Khun Ma, Muhd Fauzy Sulaiman, Nazirah Apandi, Abdullah Zawawi Awang, ... Siow-Wei Jaw

Pages 838-845

Article preview

Research article  Abstract only

## Comparison of EMD, DWT and WPD for the localization of epileptogenic foci using Random Forest classifier

Abdulhamit Subasi, Samed Jukic, Jasmin Kevric

Pages 846-855

Article preview

Research article  Abstract only

## Measurement and evaluation on contact stress at the rubber contact interface

S. Wang, X.F. Yao, H. Yang, S.H. Huang

Pages 856-867

# Measurement

Supports *open access*

[Submit your article](#)

[Guide for authors](#)



Pages 888-878

Article preview

Research article  Abstract only

## Supercontinuum source as a probing beam in photoreflectance and photoacoustic spectroscopy

J. Kopaczek, S.J. Zelewski, R. Kudrawiec

Pages 879-884

Article preview

Research article  Abstract only

## Multi-scale eigenvalues Empirical Mode Decomposition for geomagnetic signal filtering

Nan Qiao, Li-hui Wang, Qing-ya Liu, Hong-qi Zhai

Pages 885-891

Article preview

Research article  Abstract only

# Measurement

Supports *open access*

Submit your article

Guide for authors



---

Research article  Abstract only

## Development of an expression for the volume of off-centered conical pile inside a cylindrical silo

Enes Yigit

Pages 903-911

Article preview

Research article  Abstract only

## Application of two-dimensional wavelet transform to detect damage in steel plate structures

Muyideen Abdulkareem, Norhisham Bakhary, Mohammadreza Vafaei, Norhazilan Md Noor, Roslli Noor Mohamed

Pages 912-923

Article preview

Research article  Abstract only

## State approximation in power system by using quasi derived originating procedure

Yuvaraja Teekaraman, K. Ramya, Hariprasath Manoharan, Abirami Manoharan

Pages 924-929

# Measurement

Supports *open access*

Submit your article

Guide for authors



Pages 938-947

Article preview

Research article  Abstract only

## Reducing parasitic resonances in particle accelerators components by broadband Higher-Order-Mode couplers

P. Arpaia, O.E. Berrig, L. De Vito, A. Gilardi

Pages 938-947

Article preview

Research article  Abstract only

## A novel multi-magnetometer facility for on-ground characterization of spacecraft equipment

S. Tsatalas, D. Vergos, S.T. Spantideas, N.C. Kapsalis, ... A. Junge

Pages 948-960

Article preview

Research article  Abstract only

# Measurement

Supports *open access*

[Submit your article](#)

[Guide for authors](#)



---

[Research article](#)  [Abstract only](#)

## Simultaneous measurement of the neutron- and proton-induced fissions by activation detectors

A. Wojciechowski, V. Voronko, V. Sotnikov, A. Zhadan

Pages 972-981

[Article preview](#)

---

[< Previous vol/issue](#)

[Next vol/issue >](#)

ISSN: 0263-2241

Copyright © 2023 Elsevier Ltd. All rights reserved

# Measurement

Supports *open access*

[Submit your article](#)

[Guide for authors](#)







# Sodium nitrate ( $\text{NaNO}_3$ ) sensor based on graphene coated microfiber

M. Yasin<sup>a</sup>, N. Irawati<sup>a</sup>, S.W. Harun<sup>b</sup>, F. Ahmad<sup>c</sup>, M. Khasanah<sup>d</sup>

<sup>a</sup> Department of Physics, Faculty of Science and Technology, Airlangga University, Surabaya 60115, Indonesia

<sup>b</sup> Photonics Engineering Laboratory, Department of Electrical Engineering, University of Malaya, 50603 Kuala Lumpur, Malaysia

<sup>c</sup> Malaysia-Japan International Institute of Technology, Universiti Teknologi Malaysia, Jalan Sultan Yahya Petra, 54100 Kuala Lumpur, Malaysia

<sup>d</sup> Department of Chemistry, Faculty of Science and Technology, Airlangga University, Surabaya 60115, Indonesia



## ARTICLE INFO

### Article history:

Received 30 December 2018

Received in revised form 20 April 2019

Accepted 10 June 2019

Available online 15 June 2019

### Keywords:

Silica microfiber  
Sodium nitrate sensor  
Biochemical sensor  
Chemical sensor  
Microfiber sensor  
Carbon nanotubes  
Food safety  
Fiber optic  
Graphene

## ABSTRACT

We demonstrate the coating of graphene onto the silica optical microfiber sensor for improving sodium nitrate detection at room temperature. The graphene obtained from graphene-poly(lactic acid) filament was coated onto the microfiber based on drop casting technique. In the proposed sensor, the graphene acts as cladding to interact with analyte as well as functions to trap either sodium cation or nitrate anion and increases the effective refractive index of the cladding. The proposed sensor shows a good sensitivity of 1.29 dBm/% and resolution of 0.049%. The sensitivity, repeatability and reversible response of the sensor were improved by the coating of graphene layer. The presence of graphene on the surface microfiber works as passive cladding and influence the light propagation through the microfiber.

© 2019 Elsevier Ltd. All rights reserved.

## 1. Introduction

Sodium nitrate have been used widely as food additives to cured the meat color, flavour, and inhibiting rancidity by restrain lipid peroxidation. Carcinogenic substances such as N-nitroso compounds (NOC) in sodium nitrate can cause cancer and methemoglobinemia if consumed in high concentrations [1,2]. In order to avoid cancer risk in the human body, the monitoring of sodium nitrate level is essential [3], also dietary nitrate can significantly reduce systolic blood pressure [4]. According to European Union, 150 ppm concentrations of sodium nitrate are permitted for addition to meat products, whereas in the United States in most product nitrite is permitted as a curing agent around 100 ppm [5]. It has been reported by NDEA, levels permitted sodium nitrate in bacon is 0.067, 0.149 ham, and 0.040  $\mu\text{g}/100\text{ g}$  in sausage [6]. Therefore, the need for sodium nitrate biosensors is pressing.

Graphene has several excellent optical characteristics including thermo-optic, optical adsorption, molecular adsorption, surface plasmon, photolumination, strong nonlinearity, and photovoltaic effect [7–9]. For instance, it sensitive to changes in ambient temperature due to the high thermal conductivity. The refractive index of graphene will also change clearly when the temperature

changes [10]. The graphene has also the absorption rate of 2.3% per layer, which is useful for many applications. Theoretical research shows that monolayers and multiple layers of graphene absorb less TM mode in total internal reflection than TE light modes. Resolution and sensitivity can be significantly enhanced by evaluating the difference in reflected light intensity from the TE light modes and TM mode [10–12]. Graphene as smart material shows the potential for biochemical sensing such as for detection of magnesium [13], glucose [14], and cholesterol [15].

On the other hand, optical microfibers provide controllable waveguide dispersion [16], tight optical confinement [17], and strong evanescent fields [18]. This unique property makes them more sensitive to the environment and thus useful for various sensing application including refractive index sensor. The great evanescent fields in the microfiber have been demonstrated as physical, chemical and biological optical sensors [19–25]. The small diameter of the microfiber waist within a few of micrometers enable a higher amount power of evanescent field to interact with the surrounding making them more sensitive to the variation of outer stimulus. The evanescent field of the microfiber can be further enhanced if it is coated with the sensitive material [26–31]. For instance Sun et al. demonstrated a sensitive temperature sensor by depositing graphene onto the microfiber [32]. In another work, Zhou et al, has developed an improved  $\gamma$ -aminobutyric acid

E-mail address: [yasin@fst.unair.ac.id](mailto:yasin@fst.unair.ac.id) (M. Yasin)

(GABA) sensing approach based on graphene oxide interface on an optical microfiber [33]. Different kinds of gas sensors were also proposed and demonstrated by depositing graphene onto microfibers so that it can interact with the evanescent field [34].

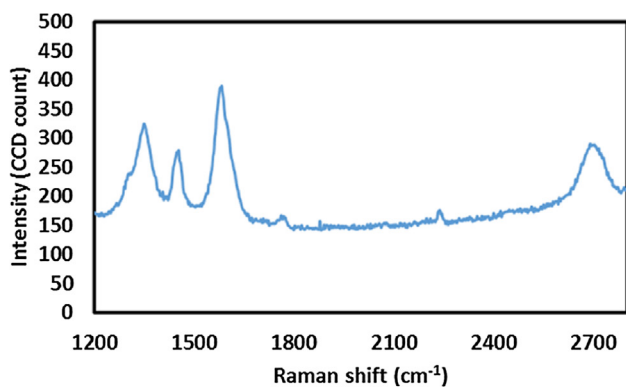
In this paper, we report on the development of new evanescent wave sensor for sodium nitrate detection using an optical microfiber, which was coated with thin layer of graphene. The graphene was obtained using a new low cost approach based on Graphene-Polylactic acid (PLA) filament which was normally used for 3D printing. Compared to the previous works [32–34], the proposed techniques are simpler. In this work, graphene nanocomposite is used as the passive cladding material to interact with the specimen. The sensitivity response, resolution and the stability of the sensor is studied accordingly.

## 2. Experiment


The graphene Poly(lactic acid) (PLA) filament has a volume resistivity of 0.6 Ohm-cm and diameter of 1.75 mm. At first, a graphene-PLA filament was extruded using 3D printer nozzle (0.4 mm diameter) at 210 °C to reduce the diameter from 1.75 mm to 200  $\mu\text{m}$ . Then, the 25 mg of extruded Graphene-PLA was mixed with 2 ml of Tetrahydrofuran (THF), and in order to dissolve the PLA and produce the graphene-THF suspension, the mix solution is ultrasonic for 2 min. The graphene THF solution was drop onto a glass slide for Raman spectroscopy and FESEM measurements. Fig. 1(a) shows the Raman spectrum obtained after THF evaporated at ambient temperature. The distinct peaks of Raman shift for D band, G band and 2D band are observed at 1348  $\text{cm}^{-1}$ , 1582  $\text{cm}^{-1}$  and 2699  $\text{cm}^{-1}$ , respectively. The Raman

spectroscopy also revealed the Intensity of G peak and 2D peak which is at 389 and 287, respectively with the ratio of  $I(\text{G})/I(\text{2D})$  was about 1.35 indicating that the sample is a multi-layer Graphene with the number of Graphene layer (nGL) of around 25 layer [18] A peak is also observed at 1453  $\text{cm}^{-1}$  due to the glass slide. Fig. 1(b) shows the FESEM image showing the morphology of the graphene slurry solution. The prepared graphene solution was deposited into the optical silica microfiber by using drop coating method for sensing application. The droplets were left for a few seconds to let the THF to evaporate, leaving only the graphene coated onto the microfiber outer surface. The prepared graphene coated microfiber was kept at room temperature for at least 48 h before it can be used for the experiment to ensure that the graphene thin layer is not washed out when immersed in  $\text{NaNO}_3$  solution.

Fig. 2 shows the schematic experimental setup for the proposed sodium nitrate sensing. A silica microfiber with diameter 6  $\mu\text{m}$  and length of 2 cm was fabricated by flame brushing technique [26] using single mode fiber (SMF corning 28). One end of the microfiber was connected to the amplified spontaneous emission (ASE) as light source while another end was connected to the optical spectrum analyzer (OSA) for the measurement. Various concentrations



(a)



(b)

Fig. 1. Characteristic of the prepared graphene solution (a) Raman spectrum (b) FESEM image.

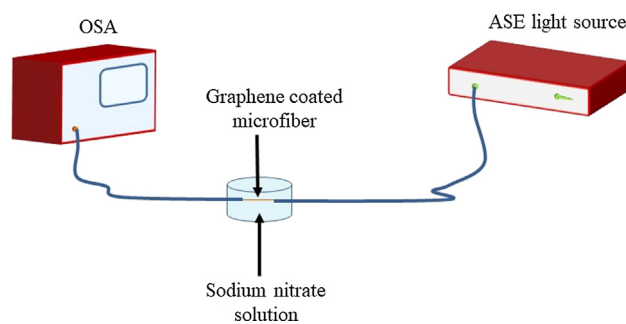


Fig. 2. Schematic experimental setup used for sodium nitrate sensing.


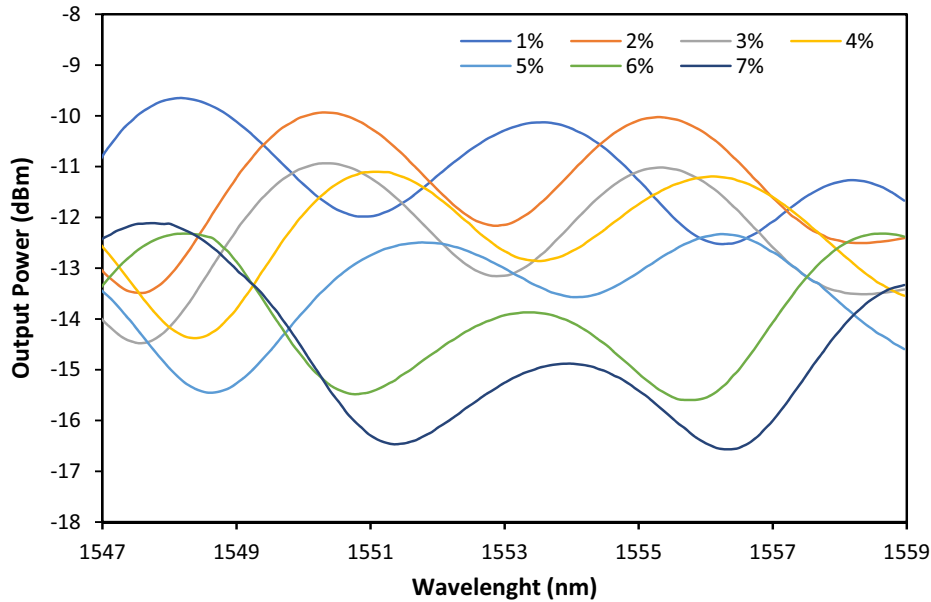
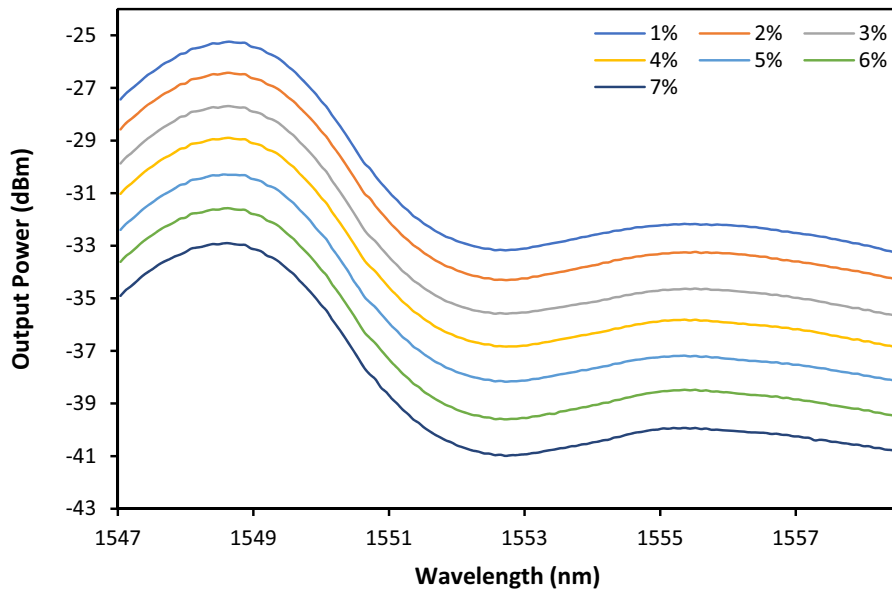


Fig. 3. Microscopic image of microfiber with (a) waist diameter of 6  $\mu\text{m}$ , (b) presence of a graphene layer at the microfiber.



(a)



(b)

Fig. 4. Transmission spectra from (a) uncoated (b) graphene layer coated microfiber based sensors.

of sodium solution in a fix quantity was placed in the petri dish. The sensor probe was immersed into the  $\text{NaNO}_3$  liquid with various concentrations ranging from 1% to 7% during the experiment while investigating the transmission spectrum and output power.

In this work, we firstly immerse the microfiber without graphene coating into the sodium nitrate solution with various concentrations ranging from 1% to 7%. Then the same experiment was repeated with the graphene coated microfiber probe. The small changes response of the sensor can be observed using small working range. We used abbe refractometer to measure the refractive index of each sodium nitrate solution. The microscopic image of the sensor probe without and with the presence of a graphene layer is shown in Fig. 3(a) and (b), respectively.

### 3. Result and discussion

Fig. 4(a) and (b) show the transmission spectra obtained at various concentration of sodium nitrate for the microfiber probe without and with graphene coating, respectively. It is observed that the interference comb is significantly reduced as the graphene layer is coated on the surface of the microfiber. This is happened due to the reflection at the microfiber decrease as the index contrast between two medium decrease. The refractive index of the sodium nitrate at different concentrations of solution from 1% to 7% is shown in the Fig. 5(a). Fig. 5(b) shows the resonant peak wavelength against the the refractive index of the sodium nitrate solution for graphene coated microfiber based sensor. It indicates a wavelength shift

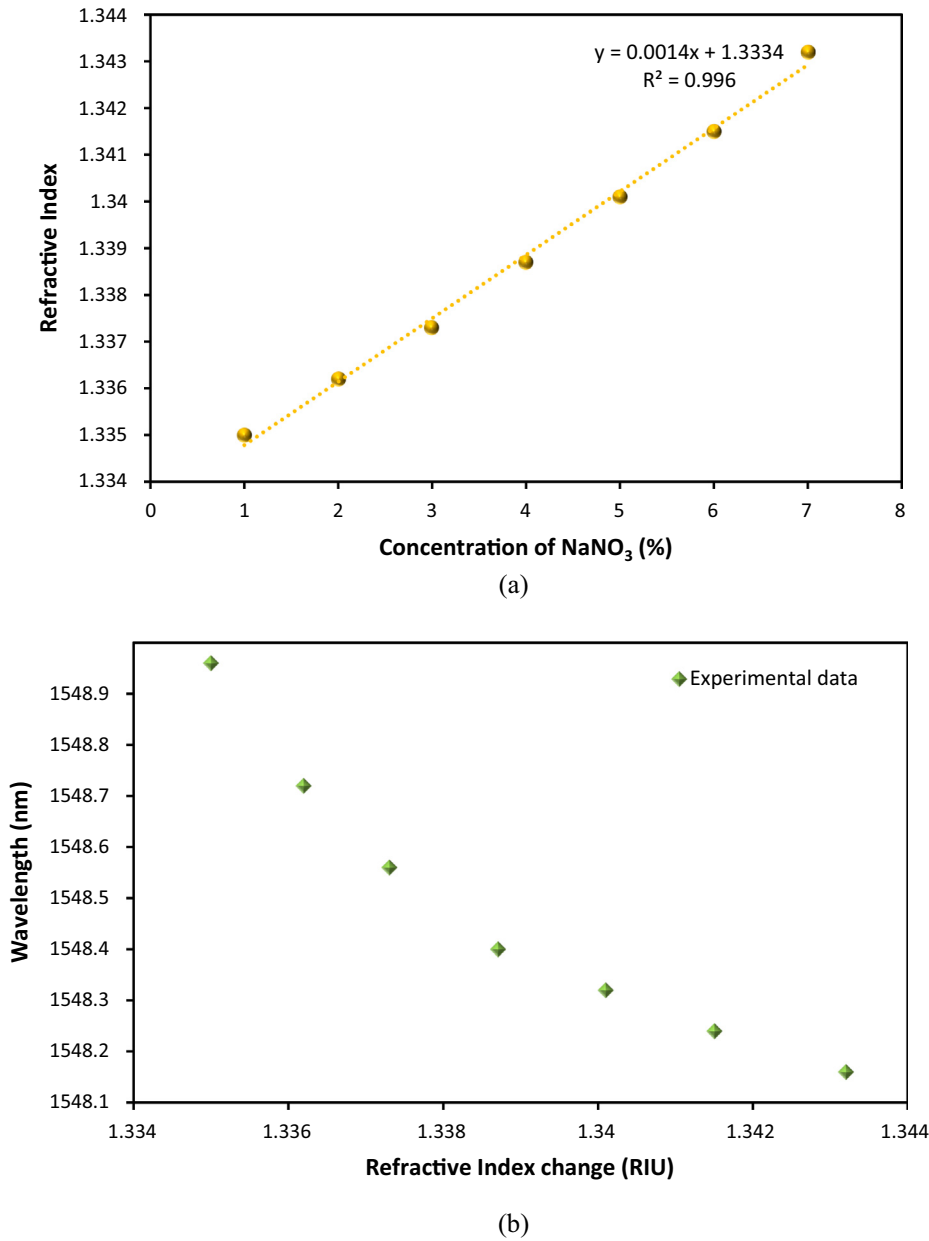


Fig. 5. (a) refractive index against sodium nitrate concentrations (b) resonant peak against the refractive index indicating a shift to shorter wavelength when the index of the sodium nitrate is increased.

with sensitivity of the sensor 93.1 nm/RIU on the increasing refractive index. As the refractive index of the sodium solution increases from 1.335 to 1.3432, the wavelength transmission spectra shift from 1548.96 nm to 1548.16 nm.

In the proposed sensor, the evanescent field of the microfiber depends on the surrounding medium, refractive index of the fiber, and the wavelength operation. Thus the slightly increase of the refractive index reduces the transmission light output power while shifting the peak wavelength to a shorter region. The increase of NaNO<sub>3</sub> concentration reduce refractive index contrast at the sensor probe, which allows more light leakage to the cladding and air. The change of index contrast is more significant with the existence of graphene layers, which trapped more ions. It is also worthy to note that the contrast reduction of the interference spectrum may be related to the increase in higher order mode loss caused by the introduction of graphene.

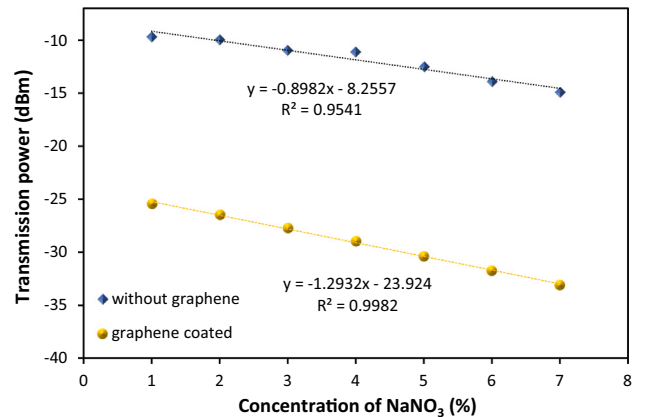
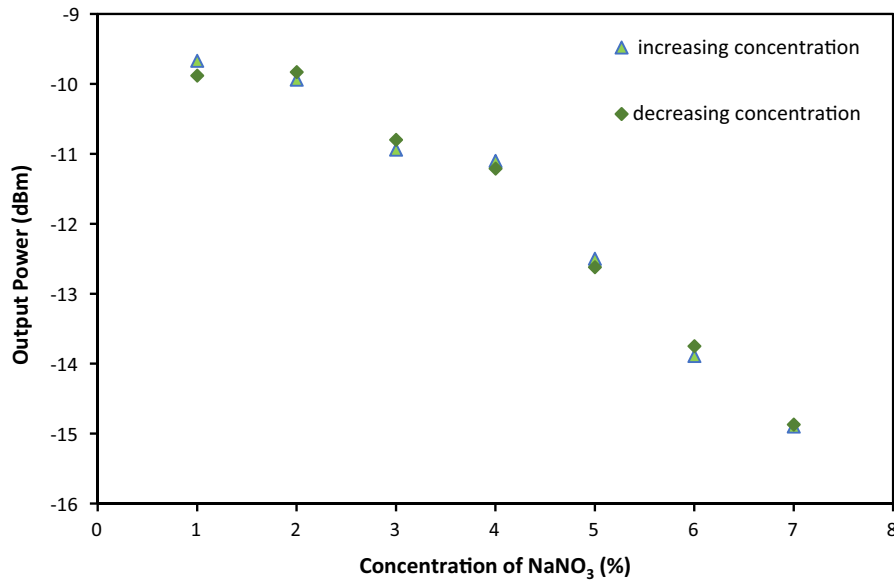
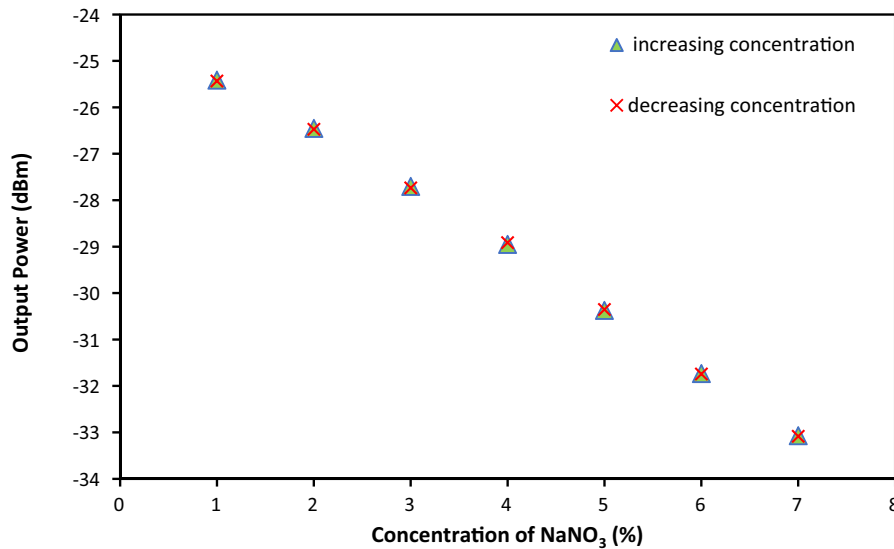


Fig. 6. Transmission power of the sodium nitrate sensor at various sodium nitrate concentrations.



(a)



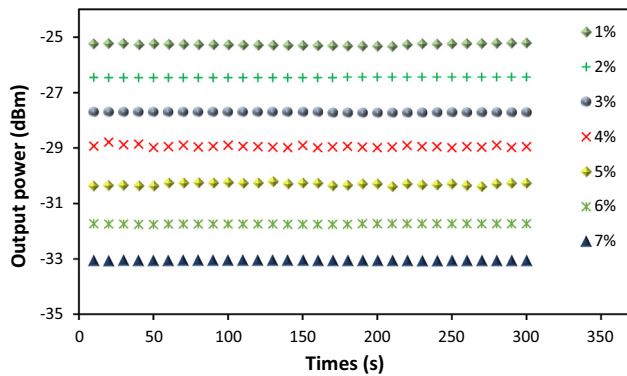
(b)

Fig. 7. Reversibility of the silica microfiber (a) without graphene coating (b) with graphene layer deposited onto the silica microfiber surface.

Fig. 6 shows the sensor response of bare microfiber and graphene coated microfiber when exposed to different concentration of sodium nitrate. As shown in the figure, the transmission power decreases from  $-9.67$  dBm to  $-14.9$  dBm as the sodium nitrate solution concentration increases from 1% to 7% for the uncoated sensor. With the graphene coating, the transmission power decreases from  $-25.41$  dBm to  $-33.07$  dBm. It can be seen that the increase in the refractive index of sodium nitrate decreases the confinement of the guided light in the microfiber, which then leads to the increase in optical loss. The graphene coating also increases the cladding refractive index, which reduces the cladding modes and degrades the resonance effect. The graphene material increases the sensitivity of the sensor by changing the refractive index at the surface of the microfiber due to the interaction between the graphene and the ions inside sodium nitrate solution. This in turn changes the effective index of the propagating mode guided along the microfiber and resulting in the shifting of the res-

onance peak. In the experiment, graphene coated silica microfiber has sensitivity  $1.29$  dBm/% with resolution of  $0.049\%$  and slope linearity of  $99\%$  which is better than the uncoated silica microfiber. The uncoated sensor has a sensitivity and slope linearity of  $0.89$  dBm/%,  $0.143\%$  and  $95\%$ , respectively.

The relative low transmission power level in the graphene coated microfiber when immersing in the various sodium nitrate concentrations due to the refractive index of the surrounding medium is higher than water. The graphene layer on the surface microfiber works as passive cladding since the waist of fiber reduced into  $6\ \mu\text{m}$  and influence the propagates light through the fiber. The higher sensitivity of the sensor caused by increasing of the evanescent field penetration of guided modes [16] and the graphene material also significantly enhancing the evanescent fields of the microfiber and is sensitive to local refractive index so that it greatly improving the sensitivity of the silica microfiber sensor with the local environment [13,32]. The core and cladding index for the



**Fig. 8.** Stability of the graphene coated silica microfiber for various sodium nitrate solution.

**Table 1**  
Comparison of sensors performance.

| Parameters               | without graphene | with graphene |
|--------------------------|------------------|---------------|
| Sensitivity (dBm/%)      | 0.89             | 1.29          |
| Standard deviation (dBm) | 0.127            | 0.063         |
| Resolution (%)           | 0.143            | 0.049         |
| Linearity %              | 95               | 99            |
| Linear ranges (%)        | 1–7              | 1–7           |

sensing element drops with the increment of the sodium nitrate concentrations when the refractive index of the graphene increases. The electrical properties of the graphene sensitive to the charge transfer and chemical doping of the various ions. The density of the main charge carrier in the graphene will be change due to the graphene layer interact either with electron donating molecules or electron withdrawing molecules [13,35].

Fig. 7 shows the reversibility of the sensor. It can be observed that the maximum difference between the increasing and decreasing runs probe with the graphene layer is about  $\pm 0.02$  dBm, which is lower as compared to that of without graphene coating. Without the coating it has the maximum difference of about  $\pm 0.21$  dBm. Both of the maximum difference still acceptable for a full scale output of 7.66 dBm and 5.23 dBm for graphene coated silica microfiber and without graphene layer, respectively. During the experiment, the temperature of the room was kept constant at 25 °C.

Fig. 8 shows the stability of the sensor as recorded for a duration of 300 s for the coated graphene layer in the sensor probe. These result show that the demonstrated sensor has high sensitivity, stability and repeatability for the refractive index sensing of sodium nitrate solution. Table 1 shows the summarized performance characteristic of the sensor. The sensor probe was observed to be sufficiently stable with standard deviation of 0.127 dBm and 0.063 dBm for uncoated and coated graphene layer, respectively. Evidently, the performance of the sensor is enhanced after being coated with graphene as shown in Table 1. It is also worthy to note that the coated sensor can be reused for another measurement due to the graphene layer is not easily fall off from the microfiber.

#### 4. Conclusion

We have successfully demonstrated a simple optical silica microfiber sensor to detect sodium nitrate concentration. A graphene layer was integrated as passive cladding into the silica microfiber to increase the sensitivity of the sensor. As the refractive index of the specimen goes up, the transmission power of the sen-

sor increases linearly and the transmission spectra of the sensor shifted from 1548.96 nm to 1548.16 nm. The sensitivity of the sensor after coating with graphene layer is 1.29 dBm/% with linearity of 99%. Our results show that the demonstrated sensor is useful and applicable for detection of various concentration of sodium nitrate with the ability to provide real time measurement.

#### Acknowledgement

This work is financially supported by the Airlangga University Research Grant through Tahir Professorship Program (Grant No. 1149/UN3/2018).

#### References

- [1] International Agency for Research on Cancer, Ingested nitrate and nitrite and cyanobacterial peptide toxins, in: K. John (Ed.), IARC Monographs on the Evaluation of Carcinogenic Risks to Humans, IARC Scientific Publications, Lyon, France, 2010, pp. 43–325.
- [2] M. Dela Cruz, J. Glick, S.H. Merker, D. Vearrier, Survival after severe methemoglobinemia secondary to sodium nitrate ingestion, *Toxicol. Commun.* (2018) 1–3.
- [3] A. Maekawa, T. Ogiu, H. Onodera, K. Furuta, C. Matsuoka, Y. Ohno, S. Odashima, Carcinogenicity studies of sodium nitrite and sodium nitrate in F-344 rats, *Food Chem. Toxicol.* 20 (1) (1982) 25–33.
- [4] A. Ashworth, R. Bescos, Dietary nitrate and blood pressure: evolution of a new nutrient?, *Nutr Res. Rev.* 30 (2) (2017) 208–219.
- [5] C.E. Devine, D.L. Hopkins, I.H. Hwang, D.M. Ferguson, I. Richards, Electrical stimulation, *Encycl. Meat Sci.* 1 (2004) 413–423.
- [6] J.E. Stuff, E.T. Goh, S.L. Barrera, M.L. Bondy, M.R. Forman, Construction of an N-nitroso database for assessing dietary intake, *J. Food Compos. Anal.* 22 (2009) S42–S47.
- [7] M. Freitag, T. Low, F. Xia, P. Avouris, Photoconductivity of biased graphene, *Nat. Photonics* 7 (1) (2013) 53.
- [8] J. Mertens, A.L. Eiden, D.O. Sigle, F. Huang, A. Lombardo, Z. Sun, S. Milana, Controlling subnanometer gaps in plasmonic dimers using graphene, *Nano Lett.* 13 (11) (2013) 5033–5038.
- [9] E. Hendry, P.J. Hale, J. Moger, A.K. Savchenko, S.A. Mikhailov, Coherent nonlinear optical response of graphene, *Phys. Rev. Lett.* 105 (9) (2010) 097401.
- [10] Y. Zhao, X.G. Li, X. Zhou, Y.N. Zhang, Review on the graphene based optical fiber chemical and biological sensors, *Sens. Actuat., B: Chem.* 231 (2016) 324–340.
- [11] D.R. Mason, S.G. Menabde, N. Park, Unusual Otto excitation dynamics and enhanced coupling of light to TE plasmons in graphene, *Opt. Express* 22 (1) (2014) 847–858.
- [12] K. Ikeda, M. Takase, N. Hayazawa, S. Kawata, K. Murakoshi, K. Uosaki, Plasmonically nanoconfined light probing invisible phonon modes in defect-free graphene, *J. Am. Chem. Soc.* 135 (31) (2013) 11489–11492.
- [13] M. Yasin, N. Irawati, N.M. Isa, S.W. Harun, F. Ahmad, Graphene coated silica microfiber for highly sensitive magnesium sensor, *Sens. Actuat., A: Phys.* 273 (2018) 67–71.
- [14] C. Shan, H. Yang, J. Song, D. Han, A. Ivaska, L. Niu, Direct electrochemistry of glucose oxidase and biosensing for glucose based on graphene, *Anal. Chem.* 81 (6) (2009) 2378–2382.
- [15] R.S. Dey, C.R. Raj, Development of an amperometric cholesterol biosensor based on graphene–Pt nanoparticle hybrid material, *J. Phys. Chem. C* 114 (49) (2010) 21427–21433.
- [16] G. Brambilla, F. Xu, P. Horak, Y. Jung, F. Koizumi, N.P. Sessions, D.J. Richardson, Optical fiber nanowires and microwires: fabrication and applications, *Adv. Opt. Photonics* 1 (1) (2009) 107–161.
- [17] G. Brambilla, Optical fibre nanowires and microwires: a review, *J. Opt.* 12 (4) (2010) 043001.
- [18] L. Tong, F. Zi, X. Guo, J. Lou, Optical microfibers and nanofibers: a tutorial, *Opt. Commun.* 285 (23) (2012) 4641–4647.
- [19] N. Irawati, T.N.R. Abdullah, H.A. Rahman, H. Ahmad, S.W. Harun, PMMA microfiber loop resonator for humidity sensor, *Sens. Actuat., A: Phys.* 260 (2017) 112–116.
- [20] J. Kou, M. Ding, J. Feng, Y. Lu, F. Xu, G. Brambilla, Microfiber-based bragg gratings for sensing applications: a review, *Sensors* 12 (2012) 8861–8876.
- [21] N. Saidin, N.F. Idris, M.N. Amaluddin, N. Irawati, A.A.M. Ralib, S.W. Harun, Microfiber-based sensor for measuring uric acid concentrations, *J. Telecommun., Electron. Comput. Eng.* 10 (2–7) (2018) 49–52.
- [22] N. Irawati, N.A.M. Yusuf, H.A. Rahman, M. Yasin, H. Ahmad, S.W. Harun, Potassium permanganate (KMnO<sub>4</sub>) sensing based on microfiber sensors, *Appl. Opt.* 56 (2) (2017) 224–228.
- [23] N. Irawati, V. John, M.M. Aeinhevand, F. Ibrahim, H. Ahmad, S.W. Harun, Evanescent wave optical trapping and transport of polystyrene microspheres on microfibers, *Microwave Opt. Technol. Lett.* 56 (11) (2014) 2630–2634.
- [24] N. Irawati, N.M. Isa, A.F. Mohamed, H.A. Rahman, S.W. Harun, H. Ahmad, Optical microfiber sensing of adulterated honey, *IEEE Sens. J.* 17 (17) (2017) 5510–5514.

- [25] N. Irawati, A.M. Aris, H.A. Rahman, Z. Jusoh, S.W. Harun, M. Batumalay, Monitoring of yeast cell concentration using a coupled microfiber based optical sensor, *J. Optoelectron. Biomed. Mater.* 9 (3) (2017) 129–134.
- [26] N.A. Razak, B.A. Hamida, N. Irawati, M.H. Habaebi, Fabricate optical microfiber by using flame brushing technique and coated with polymer polyaniline for sensing application, in: *IOP Conference Series: Materials Science and Engineering*, IOP Publishing, 2017, p. 012041.
- [27] A.M. Aris, H.A. Rahman, N. Irawati, S.W. Harun, S.S. Sarnin, Tapered fiber bragg grating sensor coated with zinc oxide nanostructures for humidity measurement, *J. Telecommun., Electron. Comput. Eng.* 9 (1–5) (2017) 1–5.
- [28] N. Irawati, H.A. Rahman, M. Yasin, S. Al-Askari, B.A. Hamida, H. Ahmad, S.W. Harun, Relative humidity sensing using a PMMA doped agarose gel microfiber, *J. Lightwave Technol.* 35 (18) (2017) 3940–3944.
- [29] X. Dong, Q. Long, A. Wei, W. Zhang, L.J. Li, P. Chen, W. Huang, The electrical properties of graphene modified by bromophenyl groups derived from a diazonium compound, *Carbon* 50 (4) (2012) 1517–1522.
- [30] M. Yasin, N. Irawati, N.M. Isa, S.W. Harun, F. Ahmad, MWCNTs coated silica microfiber sensor for detecting Mg<sup>2+</sup> in de-ionized water, *Optik* (2018).
- [31] H. Mohamed, N. Irawati, F. Ahmad, M.H. Ibrahim, S. Ambran, M.A.A. Rahman, S.W. Harun, Optical humidity sensor based on tapered fiber with multi-walled carbon nanotubes slurry, *Indonesian J. Electr. Eng. Comput. Sci.* 6 (1) (2017) 97–103.
- [32] B.C. Yao, Y. Wu, A.Q. Zhang, Y.J. Rao, Z.G. Wang, Y. Cheng, K.S. Chiang, Graphene enhanced evanescent field in microfiber multimode interferometer for highly sensitive gas sensing, *Opt. Express* 22 (23) (2014) 28154–28162.
- [33] X. Sun, Q. Sun, W. Jia, Z. Xu, J. Wo, D. Liu, L. Zhang, Graphene coated microfiber for temperature sensor, *Fiber-Based Technologies and Applications*, Optical Society of America, 2014 (pp. FF4B-3).
- [34] J. Zhou, Y. Huang, C. Chen, A. Xiao, T. Guo, B.O. Guan, Improved detection sensitivity of  $\gamma$ -aminobutyric acid based on graphene oxide interface on an optical microfiber, *Phys. Chem. Chem. Phys.* 20 (20) (2018) 14117–14123.
- [35] H. Lian, Z. Sun, X. Sun, B. Liu, Graphene doped molecularly imprinted electrochemical sensor for uric acid, *Anal. Lett.* 45 (18) (2012) 2717–2727.



Scimago Journal & Country Rank

Enter Journal Title, ISSN or Publisher Name

- Home
- Journal Rankings
- Country Rankings
- Viz Tools
- Help
- About Us


## Advances in Civil Eng. Pa


High Quality Open Access Original Research Engineering. Submit Now

# Measurement

### COUNTRY

United Kingdom

 Universities and research institutions in United Kingdom

 Media Ranking in United Kingdom

### SUBJECT AREA AND CATEGORY

Mathematics  
Applied Mathematics  
Statistics and Probability

Social Sciences  
Education

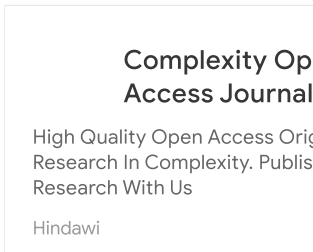
### PUBLISHER

Taylor and Francis Ltd.

### H-INDEX

# 18





**PUBLICATION TYPE**

Journals

**ISSN**

15366359, 15366367

**COVERAGE**

2010-2021

**INFORMATION**

[Homepage](#)

[How to publish in this journal](#)

[markw@berkeley.edu](mailto:markw@berkeley.edu)

# Submit paper for publication

How to Publish Paper, free cost publication, ugc care journal policy follow

**SCOPE**

Measurement is devoted to the interdisciplinary study of measurement in the social sciences. Each issue will contain peer-reviewed articles across interdisciplinary academic areas that provide advances in measurement applications. In addition, the focus of the journal will provide the readership with book reviews and software reviews when available. The journal will


include articles that highlight the development of new measurement applications, concepts and current practices in measurement. The focus of submitted articles that address important issues in the field may include, but are not limited to, one of the following areas:

- Advances in measurement applications in the social sciences, medicine, business, kinesiology, etc.;
- Theoretical articles that give a new perspective on measurement research, and/or practice in measurement;
- Applied measurement articles in various interdisciplinary fields of study;
- Meta-analysis, meta-synthesis, summary, or systematic critique of a measurement topic;
- A book review that covers an in-depth review of a current measurement textbook;
- A comprehensive software review of a measurement software product, e.g., R package.

The numerous measurement topics can include, but are not limited to, the following:

- Validity and Reliability issues conducted in a research study
- Test security
- Cognitive Diagnostic Modeling
- Computer Adaptive Testing
- Linking/Equating
- Bayesian Measurement/Modeling
- Differential Item Functioning
- Classroom Assessment
- Diagnostic Classification Models
- Rating Scale Analysis/Models
- Mokken Analysis
- Structural Equation Modeling/Multi-level modeling
- Generalizability Theory/Models

Note: The Journal does not publish reliability and validity studies of specific tests or assessment instruments. Such analysis must be part of a larger applied measurement research article.

 Join the conversation about this journal

## Global Threat Intel Survey

 Quartiles



# Submit paper for publication

1  
**Journal of Educational Measurement**  
GBR

**81%**  
similarity

2  
**Applied Psychological Measurement**  
USA

**80%**  
similarity

3  
**International Journal of Testing**  
GBR

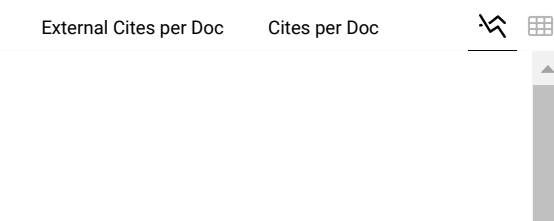
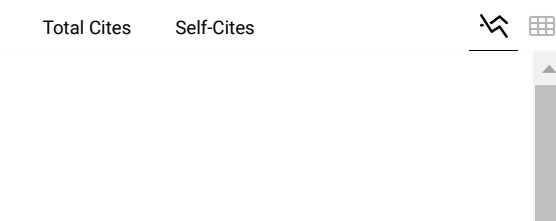
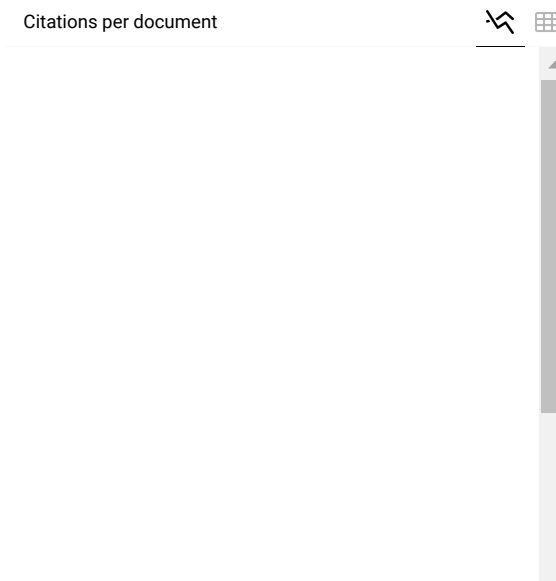
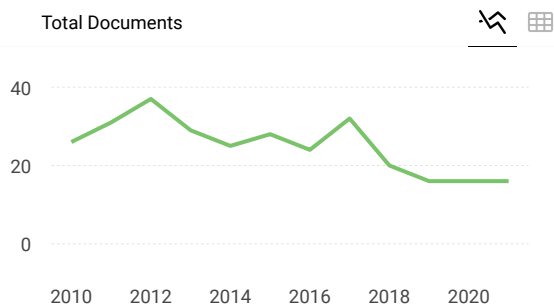
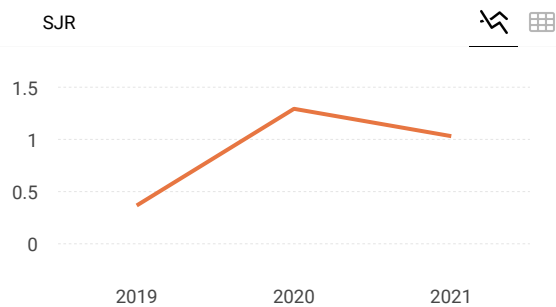
**78%**  
similarity

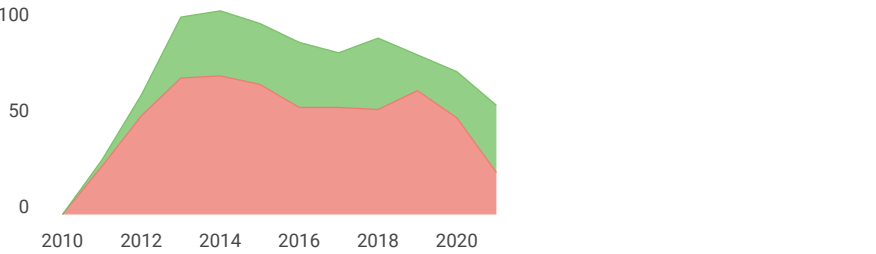

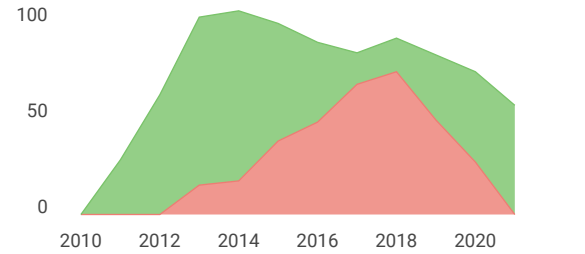
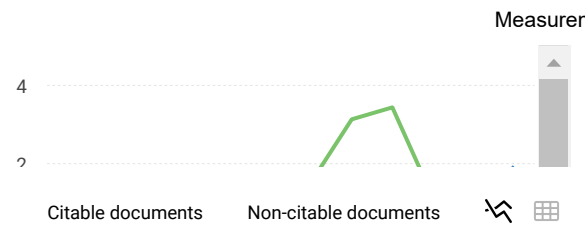
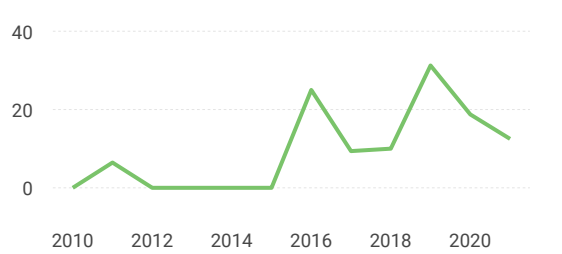
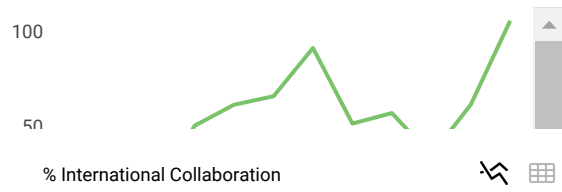
4  
**Journal of Educational and Behavioral Statistics**  
USA

**69%**  
similarity

5  
**Educational and Psychological Measurement**  
USA

**61%**  
similarity





**Measurement**

Q1 Applied Mathematics  
best quartile

SJR 2021  
1.03

powered by scimagojr.com


← Show this widget in your own website

Just copy the code below and paste within your html code:

```
<a href="https://www.scima
```

**SCImago Graphica**

Explore, visually communicate and make sense of data with our **new data visualization tool.**



# Global Threat Intel Survey

Metrics based on Scopus® data as of April 2022

R **Reza Javaheri** 2 years ago

Dear editorial board,

I am preparing a manuscript to submit in Measurement Journal. I would like to double check whether APA 6 is accepted for the in-text citation and references.

I look forward to hearing from you a.s.a.p.

Regards,  
Reza Javaheri

reply



**Melanie Ortiz** 2 years ago

SCImago Team

Dear Reza,

thank you for contacting us.

We are sorry to tell you that SCImago Journal & Country Rank is not a journal. SJR is a portal with scientometric indicators of journals indexed in Elsevier/Scopus.

Unfortunately, we cannot help you with your request, we suggest you visit the journal's homepage or contact the journal's editorial staff , so they could inform you more deeply.

Best Regards, SCImago Team

**Leave a comment**

Name

Email

(will not be published)

Saya bukan robot reCAPTCHA  
Privasi - Persyaratan

Submit


The users of Scimago Journal & Country Rank have the possibility to dialogue through comments linked to a specific journal. The purpose is to have a forum in which general doubts about the processes of publication in the journal, experiences and other issues derived from the publication of papers are resolved. For topics on particular articles, maintain the dialogue through the usual channels with your editor.

---

Developed by:



Powered by:



Follow us on @ScimagoJR

Scimago Lab, Copyright 2007-2022. Data Source: Scopus®

EST MODUS IN REBUS

Horatio (Satire 1,1,106)

[Cookie settings](#)

[Cookie policy](#)

---