



# Source details

## Journal of Maternal-Fetal and Neonatal Medicine

Formerly known as: Prenatal and Neonatal Medicine  
Formerly known as: Journal of Maternal-Fetal Medicine

Scopus coverage years: from 1992 to 2000, from 2002 to Present

Publisher: Taylor & Francis

ISSN: 1476-7058 E-ISSN: 1476-4954

Subject area: Medicine: Pediatrics, Perinatology and Child Health Medicine: Obstetrics and Gynecology

Source type: Journal

CiteScore 2022

3.9



SJR 2022

0.664



SNIP 2022

1.217



[View all documents >](#)

[Set document alert](#)

[Save to source list](#) [Source Homepage](#)

[CiteScore](#) [CiteScore rank & trend](#) [Scopus content coverage](#)

### i Improved CiteScore methodology



CiteScore 2022 counts the citations received in 2019-2022 to articles, reviews, conference papers, book chapters and data papers published in 2019-2022, and divides this by the number of publications published in 2019-2022. [Learn more >](#)

CiteScore 2022

$$3.9 = \frac{12,609 \text{ Citations 2019 - 2022}}{3,266 \text{ Documents 2019 - 2022}}$$

Calculated on 05 May, 2023

CiteScoreTracker 2023

$$4.0 = \frac{11,625 \text{ Citations to date}}{2,928 \text{ Documents to date}}$$

Last updated on 05 October, 2023 • Updated monthly

## CiteScore rank 2022

Category	Rank	Percentile
Medicine		
↳ Pediatrics, Perinatology and Child Health	#87/306	71st
Medicine		
↳ Obstetrics and Gynecology	#68/197	65th

[View CiteScore methodology >](#) [CiteScore FAQ >](#) [Add CiteScore to your site](#)

---

## About Scopus

[What is Scopus](#)

[Content coverage](#)

[Scopus blog](#)

[Scopus API](#)

[Privacy matters](#)

## Language

[日本語版を表示する](#)

[查看简体中文版本](#)

[查看繁體中文版本](#)

[Просмотр версии на русском языке](#)

## Customer Service

[Help](#)

[Tutorials](#)

[Contact us](#)

---

## ELSEVIER

[Terms and conditions ↗](#) [Privacy policy ↗](#)

All content on this site: Copyright © 2023 Elsevier B.V. ↗, its licensors, and contributors. All rights are reserved, including those for text and data mining, AI training, and similar technologies. For all open access content, the Creative Commons licensing terms apply.

We use cookies to help provide and enhance our service and tailor content. By continuing, you agree to the use of cookies ↗.




 RELX™

SJR Scimago Journal & Country Rank

Enter Journal Title, ISSN or Publisher Name


Home Journal Rankings Country Rankings Viz Tools Help About Us

## Journal of Maternal-Fetal and Neonatal Medicine



COUNTRY	SUBJECT AREA AND CATEGORY	PUBLISHER	H-INDEX
United Kingdom  Universities and research  Media Ranking in United Kingdom	Medicine — Obstetrics and Gynecology — Pediatrics, Perinatology and Child Health	Informa Healthcare	<b>90</b> 
PUBLICATION TYPE	ISSN	COVERAGE	INFORMATION
Journals	14767058, 14764954	1992-2022	<a href="#">Homepage</a> <a href="#">How to publish in this journal</a> <a href="mailto:giancarlo.direnzo@unipg.it">giancarlo.direnzo@unipg.it</a>

### SCOPE

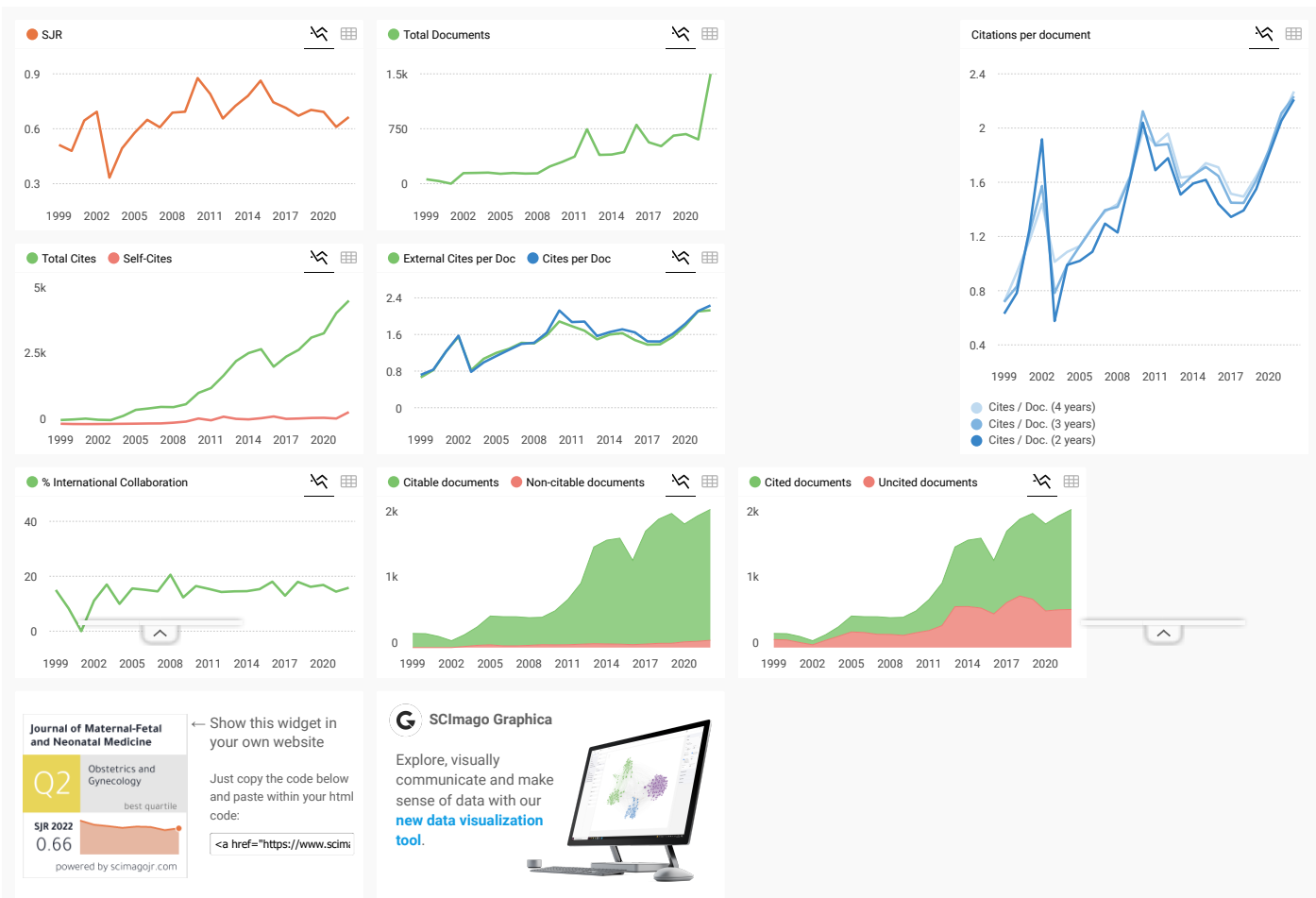
The Journal of Maternal-Fetal and Neonatal Medicine is the official journal of The European Association of Perinatal Medicine, The Federation of Asia and Oceania Perinatal Societies and The International Society of Perinatal Obstetricians. The journal publishes a wide range of peer-reviewed research on the obstetric, medical, genetic, mental health and surgical complications of pregnancy and their effects on the mother, fetus and neonate. Research on audit, evaluation and clinical care in maternal-fetal and perinatal medicine is also featured.

 Join the conversation about this journal

Quartiles

**FIND SIMILAR JOURNALS**  options 

1 <b>Journal of Perinatal Medicine</b> DEU	2 <b>Zeitschrift für Geburtshilfe und Neonatologie</b> DEU	3 <b>AJP Reports</b> USA	4 <b>American Journal of Perinatology</b> USA	5 <b>American Journal of Obstetrics and Gynecology</b> USA
<b>83%</b> similarity	<b>79%</b> similarity	<b>75%</b> similarity	<b>73%</b> similarity	<b>67%</b> similarity



Metrics based on Scopus® data as of April 2023

F

**Fissaha** 3 years ago

The journal issue will be finished in 2020. Is it going to continue or not?

← reply

**Melanie Ortiz** 3 years ago

Dear Fissaha,  
thank you for contacting us.  
Unfortunately, we cannot help you with your request, we suggest you contact the journal's editorial staff, so they could inform you more deeply.  
Best Regards, SCImago Team

SCImago Team

M

**Mohamed ELsibai** 3 years ago

I ask about publication speed in this journal. I don't find the answer in FAQ

← reply

**Melanie Ortiz** 3 years ago

Dear Mohamed,  
thank you for contacting us.  
We are sorry to tell you that SCImago Journal & Country Rank is not a journal. SJR is a portal with scientometric indicators of journals indexed in Elsevier/Scopus.  
Unfortunately, we cannot help you with your request, we suggest you visit the journal's homepage or contact the journal's editorial staff, so they could inform you more deeply.  
Best Regards, SCImago Team

SCImago Team

**Leave a comment**

Name

Email

(will not be published)

[Submit](#)

The users of Scimago Journal & Country Rank have the possibility to dialogue through comments linked to a specific journal. The purpose is to have a forum in which general doubts about the processes of publication in the journal, experiences and other issues derived from the publication of papers are resolved. For topics on particular articles, maintain the dialogue through the usual channels with your editor.



Developed by:  Powered by: 

Follow us on [@ScimagoJR](#)

Scimago Lab, Copyright 2007-2022. Data Source: Scopus®

EST MODUS IN REBUS  
Horatio (Satiro 1, 1, 106)

[Cookie settings](#)  
[Cookie policy](#)



[Home](#) ▶ [All Journals](#) ▶ [The Journal of Maternal-Fetal & Neonatal Medicine](#) ▶ [List of Issues](#)

# The Journal of Maternal-Fetal & Neonatal Medicine

[Submit an article](#) ▼

[About this journal](#) ▼

[Browse all articles & issues](#) ▼

[Alerts & RSS feed](#) ▼



Taylor & Francis Online



[Log in](#)

| [Register](#)



[Cart](#)



## Browse this journal

[▶ Latest articles](#)

[▶ Current issue](#)

[▶ List of issues](#)

[▶ Special issues](#)

[▶ Most read articles](#)

[▶ Most cited articles](#)

Sample our  
Medicine, Dentistry, Nursing  
& Allied Health Journals



>> [Sign in here](#) to start your access  
to the latest two volumes for 14 days

Home ▶ All Journals ▶ The Journal of Maternal-Fetal & Neonatal Medicine ▶ List of Issues

# The Journal of Maternal-Fetal & Neonatal Medicine

Submit an article ▾

About this journal ▾

Browse all articles & issues ▾

Alerts & RSS feed ▾

See all volumes and issues



Vol 36, 2023

Vol 35, 2022

Vol 34,



Issue Issue Issue Iss

24

23

22

2



Browse by section (All) ▾



Display order (Default) ▾



Download citations Download PDFs

## Original Article



Article

### Antenatal assessment and postnatal outcome of fetal echogenic lung lesions: a decade's experience at a tertiary referral hospital

Stefan C. Kane, Fabrício Da Silva Costa, Joseph A. Cramer, Karen L. Reidy, Helen Kaganov & Ricardo Palma-Dias

Pages: 703-709

**Published online:** 16 Oct 2017

404

Views

8

CrossRef citations

0

Altmetric



Article

### Barbed sutures versus conventional sutures for uterine closure at cesarean section; a randomized controlled trial

Mohamed A. Zayed, Usama M. Fouda, Khaled A. Elsetohy, Shereef M. Zayed, Ahmed T. Hashem & Mohamed A. Youssef

Pages: 710-717

# The Journal of Maternal-Fetal & Neonatal Medicine

Submit an article ▼

About this journal ▼

Browse all articles & issues ▼

Alerts & RSS feed ▼

## The misleading choice for safer births in Brazil's most developed region: a cross-sectional study >

Juliana Camargo Giordano, Simony Lira Nascimento, Ana Carolina Godoy-Miranda & Fernanda Garanhani Surita

Pages: 718-723

**Published online:** 23 Oct 2017

187	1	1
Views	CrossRef citations	Altmetric

Article

## The short-term effect of smoking on fetal ECG >

István Péterfi, Lóránd Kellényi, Lehel Péterfi & András Szilágyi

Pages: 724-733

**Published online:** 26 Oct 2017

167	5	1
Views	CrossRef citations	Altmetric

Article

## Accuracy of transcutaneous bilirubinometry in the preterm infants: a comprehensive meta-analysis >

Mohammad Hassan Shabuj, Jesmin Hossain & Sanjoy Dey

Pages: 734-741

**Published online:** 26 Oct 2017

832	12	
Views	CrossRef citations	Altmetric

Article



# The Journal of Maternal-Fetal & Neonatal Medicine

Pages: 742-748

[Submit an article](#) ▼[About this journal](#) ▼[Browse all articles & issues](#) ▼[Alerts & RSS feed](#) ▼[Views](#)[CrossRef citations](#)[Altmetric](#)

Article

## [Advanced maternal age and risk of non-chromosomal anomalies: data from a tertiary referral hospital in Turkey](#) >

Berfin Okmen Ozkan, Nadiye Köroğlu, Lale Susan Turkgeldi, Berna Aslan Cetin &amp; Halil Aslan

Pages: 749-752

**Published online:** 26 Oct 2017[139](#)[Views](#)[2](#)[CrossRef citations](#)[Altmetric](#)

Article

## [The yield of the prenatal work-up in intrauterine growth restriction and the spectrum of fetal abnormalities detected postnatally](#) >

Rivka Sukenik-Halevy, Adi Katz, Rivka H. Regev, Ofer Markovitch, Reuven Sharony, Yael Ganor Paz &amp; Tal Biron-Shental

Pages: 753-759

**Published online:** 29 Oct 2017[239](#)[Views](#)[1](#)[CrossRef citations](#)[Altmetric](#)

Article

## [Prospective longitudinal assessment of the fetal left modified Myocardial Performance Index](#) >

Teresa M. MacDonald, Alice J. Robinson, Susan P. Walker &amp; Lisa Hui

# The Journal of Maternal-Fetal & Neonatal Medicine

[Submit an article](#) ▼[About this journal](#) ▼[Browse all articles & issues](#) ▼[Alerts & RSS feed](#) ▼

Article

## Detection of cytomegalovirus, herpes virus simplex, and parvovirus b19 in spontaneous abortion placentas >

Gabriela Mafra de Oliveira, Marcelo Antônio Pascoal-Xavier, Daniel R. Moreira, Vitor Souza Guimarães, Regina Amélia Lopes Pessoa de Aguiar, Débora Marques de Miranda & Roberta Maia de Castro Romanelli

Pages: 768-775

**Published online:** 07 Nov 2017

323

Views

17

CrossRef citations

Altmetric



Article

## Death audit in the neonatal ICU of a tertiary care hospital in Bangladesh: a retrospective chart review >

Sanjoy Kumer Dey, Sharmin Afroze, Tariqul Islam, Ismat Jahan, Mohammad Kamrul Hassan Shabuj, Suraiya Begum, Mohammod Jobayer Chisti, Mohammad Abdul Mannan & Mohammod Shahidullah

Pages: 776-780

**Published online:** 26 Oct 2017

160

Views

3

CrossRef citations

Altmetric



Article

## High transverse skin incisions may reduce wound complications in obese women having cesarean sections: a pilot study >

Robert B. Walton, Kelsey L. Shnaekel, Songthip T. Ounpraseuth, Peter G. Napolitano & Everett F. Magann

Pages: 781-785

**Published online:** 01 Nov 2017

Home ▶ All Journals ▶ The Journal of Maternal-Fetal & Neonatal Medicine ▶ List of Issues

# The Journal of Maternal-Fetal & Neonatal Medicine

Article

Submit an article ▾

About this journal ▾

Browse all articles & issues ▾

Alerts & RSS feed ▾

Ruben Bromiker, Assaf Perry, Yair Kasirer, Sharon Einav, Gil Klinger & Floris Levy-Khademi

Pages: 786-792

**Published online:** 26 Oct 2017

1355

Views

28

CrossRef citations

Altmetric

Article

## Comparison of the effectiveness of a PAMG-1 test and standard clinical assessment in the prediction of preterm birth and reduction of unnecessary hospital admissions >

Ghassan Lotfi, Saima Faraz, Razan Nasir, Sreenisha Somini, Rasha M. Abdeldayem, Raghunandini Koratkar, Nadia Alsawalhi & Abeer Ammar

Pages: 793-797

**Published online:** 26 Oct 2017

201

Views

6

CrossRef citations

Altmetric

Article

## Pregnancy and delivery with an intrauterine device *in situ*: outcomes in the National Inpatient Sample Database >

Sandy Fulkerson Schaeffer, Alexis C. Gimovsky, Hany Aly & Mohamed A. Mohamed

Pages: 798-803

**Published online:** 26 Oct 2017

536

Views

5

CrossRef citations

Altmetric

Home ▶ All Journals ▶ The Journal of Maternal-Fetal & Neonatal Medicine ▶ List of Issues

# The Journal of Maternal-Fetal & Neonatal Medicine

Submit an article ▼

About this journal ▼

Browse all articles & issues ▼

Alerts & RSS feed ▼

Pages: 804-808

**Published online:** 26 Oct 2017

542

Views

8

CrossRef citations

Altmetric



Article

## Claudin18 associated with corticosteroid-induced expression of surfactant proteins in pulmonary epithelial cells >

Fang Shi, Yong Liao, Youzhi Dong, Yuxiang Wang, Yuqin Xie & Huajing Wan

Pages: 809-814

**Published online:** 29 Oct 2017

182

Views

3

CrossRef citations

Altmetric



Article

## Serum surfactant protein D as a marker for bronchopulmonary dysplasia >

Suja Vinod, Andrew Gow, Barry Weinberger, Debra Potak, Mark Hiatt, Shaku Chandra & Thomas Hegyi

Pages: 815-819

**Published online:** 26 Oct 2017

601

Views

4

CrossRef citations

0

Altmetric



Article

## Prospective parents' perspectives on antenatal decision making for the anticipated birth of a periviable infant >

# The Journal of Maternal-Fetal & Neonatal Medicine

[Submit an article](#) ▼

[About this journal](#) ▼

[Browse all articles & issues](#) ▼

[Alerts & RSS feed](#) ▼


Article

## Clinical characteristics of acute fatty liver of pregnancy in a tertiary Indonesian hospital >

Muhammad Ilham Aldika Akbar, Indah Mayang Sari, Aditiawarman, Erry Gumilar Dachlan & Gustaaf Dekker

Pages: 826-832

**Published online:** 29 Oct 2017

204	3	0
Views	CrossRef citations	Altmetric



Article

## Demographic and neonatal risk factors for childhood asthma in the USA >

David A. Geier, Janet K. Kern & Mark R. Geier

Pages: 833-837

**Published online:** 29 Oct 2017

307	7	2
Views	CrossRef citations	Altmetric



Article

## Long-term supplementation of *Rhodiola kirilowii* extracts during pregnancy and lactation does not affect mother health status >

Sławomir Lewicki, Ewa Skopińska-Różewska, Aneta Lewicka & Robert Zdanowski

Pages: 838-844

**Published online:** 02 Nov 2017

122	5	
Views	CrossRef citations	Altmetric

Home ▶ All Journals ▶ The Journal of Maternal-Fetal & Neonatal Medicine ▶ List of Issues

# The Journal of Maternal-Fetal & Neonatal Medicine

Obstetrical and neonatal outcomes of pregnancies complicated

Submit an article ▾

About this journal ▾

Browse all articles & issues ▾

Alerts & RSS feed ▾

Anat Shindler, Lina Salama, Eran Hershen, Eran Ashwal, Eran Hadari, Arnon Wiznitzer, Yariv Yogev & Amir Aviram

Pages: 845-850

**Published online:** 29 Oct 2017

395

Views

18

CrossRef citations

Altmetric

○ Article

## Evaluation of late adolescent pregnancies: Is late adolescence a risk factor for preterm labor? >

Sunullah Soysal, Abdullah Sarioz, Gokce Anik Ilhan, Ali Kocagoz, Aylin Dizi, Ilhan Gursoy, Ipek Celik & Damla Ozmen

Pages: 851-856

**Published online:** 29 Oct 2017

371

Views

5

CrossRef citations

Altmetric

○ Review

## Chronic hypertension: effect of blood pressure control on pregnancy outcome >

Anca M. Panaitescu, Stephanie Roberge & Kypros H. Nicolaides

Pages: 857-863

**Published online:** 01 Nov 2017

581

Views

13

CrossRef citations

Altmetric

Review Article

Home ▶ All Journals ▶ The Journal of Maternal-Fetal & Neonatal Medicine ▶ List of Issues

# The Journal of Maternal-Fetal & Neonatal Medicine

Kara Watrowski, Burghardt Babbel & Gerald Gitsch

Submit an article ▼

About this journal ▼

Browse all articles & issues ▼

Alerts & RSS feed ▼

142  
Views

2  
CrossRef citations

Altmetric

## Case Report

### Use of *ex utero* intrapartum treatment procedure in fetal neck and high airway anomalies – report of four clinical cases >

Jakub Kornacki, Jarosław Szydłowski, Jana Skrzypczak, Małgorzata Szczepańska, Marcin Rajewski, Agnieszka Koziółek, Michał Gaca & Ewa Wender-Ożegowska

Pages: 870-874

**Published online:** 26 Oct 2017

250  
Views

11  
CrossRef citations

Altmetric

## Letter to the Editor

### Letter Re “Choosing between bad, worse and worst” >

H. P. Dietz

Page: 875

**Published online:** 22 Sep 2017

88  
Views

0  
CrossRef citations

Altmetric

### Letter Hyoscine butylbromide and progress of labor in primigravidae: methodological concerns >

# The Journal of Maternal-Fetal & Neonatal Medicine

Submit an article ▼

About this journal ▼

Browse all articles & issues ▼

Alerts & RSS feed ▼

119	0	
Views	CrossRef citations	Altmetric



Letter

**Comments on: Utero-placental perfusion Doppler indices in growth restricted fetuses: effect of sildenafil citrate** >

*Re: El-Sayed MA, Saleh SA, Maher MA, Khidre AM. Utero-placental perfusion Doppler indices in growth restricted fetuses: effect of sildenafil citrate. J Matern Fetal Neonatal Med. 2017. [Epub ahead of print]. doi: 10.1080/14767058.2017.1306509*

Ahmed M. Abbas

Page: 877

**Published online:** 26 Sep 2017

47	1	
Views	CrossRef citations	Altmetric



Letter

**Reply to: The existence of parthenogenesis in the human species, poses an interesting question: is it conceivable that auto-fertilization may occur in human true hermaphrodites?** >

Paola Bianchi

Page: 878

**Published online:** 16 Oct 2017

90	1	
Views	CrossRef citations	Altmetric

**Explore articles**



[Home](#) ▶ [All Journals](#) ▶ [The Journal of Maternal-Fetal & Neonatal Medicine](#) ▶ [List of Issues](#)

# The Journal of Maternal-Fetal & Neonatal Medicine

[Submit an article](#) ▼[About this journal](#) ▼[Browse all articles & issues](#) ▼[Alerts & RSS feed](#) ▼

## [hypoglycemia: a single neonatal center experience](#) >

Handan Bezirganoglu et al.

Article | Published online: 20 Oct 2023



## [Investigation of serum isthmin 1 concentration in pregnant women diagnosed with gestational diabetes mellitus; a case-control study](#) >

Zeynep Şentürk et al.

Article | Published online: 18 Oct 2023



## [Metabolomics profiling of maternal and umbilical cord blood in normoglycemia macrosomia](#) >

Mianmian Zhu et al.

Article | Published online: 17 Oct 2023



## [Accuracy of a portable hemoglobinometer \(HemoCue\) to measure fetal hemoglobin values during \*in utero\* transfusion](#) >

Amélie Delabaere et al.

Article | Published online: 15 Oct 2023

[View all latest articles](#) >

Home ▶ All Journals ▶ The Journal of Maternal-Fetal & Neonatal Medicine ▶ List of Issues

# The Journal of Maternal-Fetal & Neonatal Medicine

R&D professionals

[Submit an article](#) ▼

[About this journal](#) ▼

Open journals

[Browse all articles & issues](#) ▼

[Alerts & RSS feed](#) ▼

[Societies](#)

[F1000Research](#)

[Opportunities](#)

[Help and information](#)

[Reprints and e-prints](#)

[Help and contact](#)

[Advertising solutions](#)

[Newsroom](#)

[Accelerated publication](#)

[All journals](#)

[Corporate access solutions](#)

[Books](#)

## Keep up to date

Register to receive personalised research and resources by email

 [Sign me up](#)



Copyright © 2023 Informa UK Limited | [Privacy policy](#) | [Cookies](#) | [Terms & conditions](#) | [Accessibility](#)



Registered in England & Wales No. 3099067  
5 Howick Place | London | SW1P 1WG



# The Journal of Maternal-Fetal & Neonatal Medicine

[Submit an article](#) ▼[About this journal](#) ▼[Browse all articles & issues](#) ▼[Alerts & RSS feed](#) ▼

## Ready to submit?

Start a new manuscript submission or continue a submission in progress

[Go to submission site](#) ↗

## Submission information

[Instructions for authors](#)[Editorial policies](#) ↗

## Editing services

[Editing services site](#) ↗

## About this journal

[Journal metrics](#)[Aims & scope](#)[Journal information](#)[Society information](#)[Editorial board](#)[News & call for papers](#)[Advertising information](#)

# Editorial board

## Editors-in-Chief:

**Maulik, Dev, MD, PhD** - *UMKC School of Medicine, Kansas City, MO, USA*

**Rizzo, Giuseppe** - *Università di Roma Tor Vergata, Rome Italy*

## Associate Editors:

**Bahado-Singh, Ray** - *Detroit, USA*

**Bhatia, Jatinder** - *Augusta, USA*

**Briana, Despina** - *Athens, Greece*

**Caughey, Aaron** - *Portland, USA*

**Farine, Dan** - *Toronto, Canada*

**Kilbride, Howard** - *Kansas City, USA*

**Romero, Roberto** - *Detroit, USA*

**Vintzileos, Anthony M.** - *New York, USA*

## Statistical Consultant:

**Allsworth, Jenifer E.** - *Kansas City, USA*

## Editorial Board:

**Ananth, Cande** - *New York, USA*

**Berghella, Vincenzo** - *Philadelphia, USA*

**Blakemore, Karin** - *Baltimore, USA*

**Borges da Fonseca, Eduardo** - *Joao Pessoa, Brazil*

**Tscherning, Charlotte** - *Doha, Qatar*

**Chanrachakul, Boonsri** - *Bangkok, Thailand*

**Contag, Steven** - *Minneapolis, USA*

**Dekker, Gustaaf** - *Adelaide, Australia*

**Devlieger, Roland** - *Louvain, Belgium*

**Erez, Offer** - *Beer-Sheva, Israel*

**Evans, Mark** - *New York, USA*

**Facchinetti, Fabio** - *Modena, Italy*


**Hagberg, Henrik** - *Goteborg, Sweden*  
**Hamilton, Emily** - *Montreal, Canada*  
**Hassan, Sonia** - *Detroit, USA*  
**Hod, Moshe** - *Petah-Tiqva, Israel*  
**Jacobsson, Bo** - *Göteborg, Sweden*  
**Jing, Liu** - *Beijing, China*  
**Keenan, William** - *St. Louis, USA*  
**Kimura, Tadashi** - *Osaka, Japan*  
**Kirpalani, Haresh** - *Philadelphia, USA*  
**Kuczkowski, Krzysztof** - *San Diego, USA*  
**Lee, Wesley** - *Houston, Royal Oak, USA*  
**Lees, Christoph** - *London, UK*  
**Leung, Tak Yeung** - *Shatin, Hong Kong, P R China*  
**Lopriore, Enrico** - *Leiden, The Netherlands*  
**Magann, Everett** - *Little Rock, USA*  
**Makatsarya, Alexander** - *Moscow, Russia*  
**Mocanu, Edgar** - *Dublin, Ireland*  
**Nayak, Nihar** - *Kansas City, USA*  
**Palacios-Jaraquemada, Jose M.** - *Buenos Aires, Argentina*  
**Pejaver, Ranjan Kumar** - *Bangalore, India*  
**Pruetz, Jay** - *Los Angeles, USA*  
**Quintero, Ruben A.** - *Miami, USA*  
**Rebarber, Andrei** - *New York, USA*  
**Roberts, Drucilla** - *Boston, USA*  
**Ruano, Rodrigo** - *Rochester, USA*  
**Shinwell, Eric** - *Rehovot, Israel*  
**Simeoni, Umberto** - *Lausanne, Switzerland*  
**Smulian, John** - *Gainesville, USA*  
**Sukhikh, Gennady** - *Moscow, Russia*  
**Sun, Bo** - *Shanghai, P R China*  
**Surbek, Daniel** - *Bern, Switzerland*  
**Thebaud, Bernard** - *Ottawa, Canada*  
**Tsibizova, Valentina** - *St Petersburg, Russia*  
**Turan, Ozhan** - *Baltimore, USA*  
**Yang, Huixia** - *Beijing, P R China*  
**Yogev, Yariv** - *Tel Aviv, Israel*


**Founding Editor**

**Di Renzo, Gian Carlo** - *University of Perugia, Italy*

**Maulik, Dev** - *UMKC School of Medicine, Kansas City, MO, USA*

*Updated 04/07/2023*



Sample our   
Medicine, Dentistry, Nursing  
& Allied Health Journals  
>> **Sign in here** to start your access  
to the latest two volumes for 14 days

## Information for

[Authors](#)[R&D professionals](#)[Editors](#)[Librarians](#)[Societies](#)

## Opportunities

[Reprints and e-prints](#)[Advertising solutions](#)[Accelerated publication](#)[Corporate access solutions](#)

## Open access

[Overview](#)[Open journals](#)[Open Select](#)[Dove Medical Press](#)[F1000Research](#)

## Help and information

[Help and contact](#)[Newsroom](#)[All journals](#)[Books](#)

## Keep up to date

Register to receive personalised research and resources by email



Sign me up



Copyright © 2023 Informa UK Limited

[Privacy policy](#)[Cookies](#)[Terms &](#)[conditions](#) [Accessibility](#)

Taylor & Francis Group  
an informa business

Registered in England & Wales No. 3099067  
5 Howick Place | London | SW1P 1WG

## Clinical characteristics of acute fatty liver of pregnancy in a tertiary Indonesian hospital

Muhammad Ilham Aldika Akbar, Indah Mayang Sari, Aditiawarman, Erry Gumilar Dachlan & Gustaaf Dekker

**To cite this article:** Muhammad Ilham Aldika Akbar, Indah Mayang Sari, Aditiawarman, Erry Gumilar Dachlan & Gustaaf Dekker (2017): Clinical characteristics of acute fatty liver of pregnancy in a tertiary Indonesian hospital, The Journal of Maternal-Fetal & Neonatal Medicine, DOI: [10.1080/14767058.2017.1393067](https://doi.org/10.1080/14767058.2017.1393067)

**To link to this article:** <https://doi.org/10.1080/14767058.2017.1393067>



Accepted author version posted online: 16 Oct 2017.  
Published online: 29 Oct 2017.

---



Submit your article to this journal [↗](#)

---



Article views: 70

---



View Crossmark data [↗](#)

---



## Clinical characteristics of acute fatty liver of pregnancy in a tertiary Indonesian hospital

Muhammad Ilham Aldika Akbar<sup>a</sup>, Indah Mayang Sari<sup>a</sup>, Aditiawarman<sup>a</sup>, Erry Gumilar Dachlan<sup>a</sup> and Gustaaf Dekker<sup>a,b</sup>

<sup>a</sup>Department Obstetrics & Gynaecology, RSUD Dr. Soetomo, Universitas Airlangga, UNAIR Hospital, Surabaya, Indonesia; <sup>b</sup>Department Obstetrics & Gynaecology, Lyell Mc Ewin Hospital, The University of Adelaide, Adelaide, Australia

### ABSTRACT

Acute fatty liver of pregnancy (AFLP) is a rare, often autosomal recessive disorder with a major risk for maternal and perinatal mortality and morbidity. In order to achieve a more favorable outcome, awareness of its clinical signs and symptoms and early recognition are of pivotal importance. Over a 5-year period, 18 patients were diagnosed with AFLP (one twin, 19 babies). The most common sign and symptoms were jaundice, hypoglycemia, nausea and vomiting, encephalopathy, and hypertension. Abnormal laboratory test results included elevated total/conjugated (direct) bilirubin, AST, ALT, PT, APTT, creatinine, leukocyte count, and hypoalbuminemia. Maternal and fetal mortality rate was high: 66.7% resulted in a maternal death and 57.9% in an intrauterine fetal demise (IUFD). The number of complications was found to correlate with maternal death ( $p = .042$ ). Surviving AFLP patients had  $\leq 3$  complications, while patients with  $> 3$  complications on presentation had a high risk of maternal death (OR = 5.0; 95% CI: 0.55–45.4). The presence of hypertension significantly increased the risk of maternal death (OR: 24.5; 95% CI: 1.1–542.8;  $p = .01$ ). The risk of IUFD was primarily related to gestational age at delivery and birth weight. The high rate of jaundice as presenting symptom of AFLP suggests that Indonesian primary maternity care providers may often miss its important earlier signs and symptoms, in particular *de novo* onset of nausea and vomiting in late pregnancy.

### ARTICLE HISTORY

Received 29 April 2017  
Revised 12 October 2017  
Accepted 12 October 2017

### KEYWORDS

Acute fatty liver of pregnancy; jaundice; nausea; vomiting of pregnancy

### Introduction

Acute fatty liver of pregnancy (AFLP) is a rare, often autosomal recessive disorder with an incidence of 1/7000 – 1/16,000 pregnancies. AFLP is not related to maternal age, and has the potential to cause maternal and perinatal death in the third trimester [1]. The typical characteristics of AFLP include rapid liver failure and coagulopathy, which appears to be triggered by microvesicular fatty infiltration in the hepatocytes [2]. Multiple pregnancy, having a male fetus and first pregnancy are considered to be risk factors for AFLP [3].

The exact cause of AFLP is still unknown, but advanced biomolecular research indicates a defect in LCHAD (long chain 3-hydroxyacyl coenzyme a-dehydrogenase) activity in fetal liver mitochondria which will lead to fatty buildup in maternal hepatocytes secondary to fatty acid oxidation disorder followed by a microvesicular fatty steatosis. The LCHAD genetic defect is located on chromosome 2; 19% of LCHAD mutations involve the G1528C and E474Q single nucleotide polymorphisms [4].

The precise mechanism by which LCHAD-deficient fetuses cause AFLP in a heterozygote mother is still unclear. However, several factors appear to contribute in this fetal maternal interaction. First, the heterozygosity of the mother for a mitochondrial trifunctional protein (MTP) defect reduces her capacity to oxidize long chain fatty acids. Human defects in MTP complex are recessively inherited and cause LCHAD deficiency. Second, the stressful nature of pregnancy with its metabolic changes, the increased lipolysis, and decreased  $\beta$ -oxidation play a role. In the presence of the G1528C mutation, potentially hepatotoxic LCHAD metabolites, produced by the fetus or placenta, accumulate in maternal circulation [5].

The diagnosis of AFLP is mostly based on the Swansea criteria. A pregnant patient is diagnosed with AFLP if there are a minimum of six out of 14 criteria present of the following: (1) vomiting, (2) abdominal pain, (3) polydipsia/polyuria, (4) encephalopathy, (5) elevated bilirubin, (6) hypoglycemia, (7) elevated uric acid, (8) leucocytosis, (9) ascites, (10) elevated

transaminases (AST/ALT), (11) elevated ammonia, (12) renal impairment, (13) coagulopathy, and (14) microvesicular steatosis on liver biopsy (Lata, 2013). Definitive diagnosis of AFLP is based on liver biopsy, in which swollen, vacuolated, and pale central zone hepatocytes with microvesicular fatty liver infiltration are typically found [6].

Maternal death in AFLP is associated with complications like DIC, encephalopathy, and acute renal failure. While fetal/perinatal death is associated with the state of maternal disease, premature birth and placental insufficiency. In developed countries, the maternal death rate caused by AFLP has declined over the past 50 years from 85% to <5%, while the in an intrauterine fetal demise (IUFD) rate stays high at 23–66% [3]. This is probably related to the earlier diagnosis of AFLP, recognition of the importance of immediate delivery, and access to intensive care [4]. To the best of our knowledge, this is the first publication in the international literature from Indonesia, the fourth most populous country in the world. The high maternal–fetal mortality rate of AFLP still poses a significant problem in Indonesia. The annual number of AFLP cases in our tertiary center appeared to increase over recent years, from three cases in 2011 to six cases in 2015. The aim of this report is, therefore, to present the clinical characteristics of AFLP in a tertiary center in Indonesia.

## Materials and methods

Retrospective chart review of all ( $n=18$ ) cases of AFLP patients throughout January 2011–December 2015 at the Dr Soetomo Hospital, the main tertiary referral hospital in East Java, Indonesia.

Clinical data obtained from the medical records review included maternal age, parity and gravidity, fetal sex, multiple pregnancy, gestational age at onset of AFLP, presenting clinical manifestation, laboratory tests, and maternal–perinatal outcome. The data were further analyzed with standard descriptive statistical analysis using SPSS 19 (SPSS Inc, Chicago, IL).

## Result

Over these 5 years, the number of AFLP patients in Soetomo Hospital increased from 2 to 3 patients per year at the start of this period to six patients in 2015.

### General characteristics of AFLP patients

General maternal characteristics and fetal outcome of the 18 AFLP patients are presented in Table 1.

**Table 1.** General maternal characteristics of acute fatty liver of pregnancy (AFLP) patients.

Characteristic	<i>n</i>	Mean ± SD
Age		29.67 ± 6.44 (Range, 20–45)
<20	0	
20–24	4	
25–29	5	
30–34	4	
≥35	5	
Gravida		2.11 ± 1.18
Primigravida	6	
Multigravida	12	
Onset disease		33.93 ± 4.43
<12	0	
13–27	1	
28–36	11	
37–40	4	
Postpartum	2	

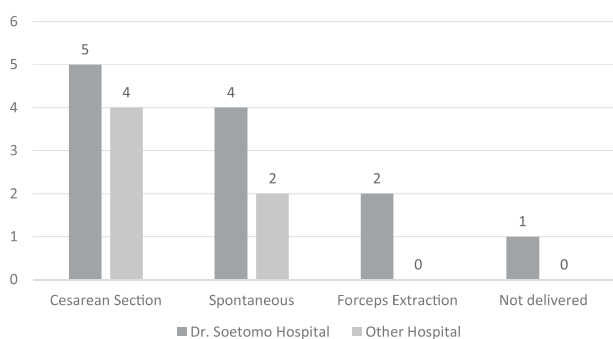
The mean age of AFLP patients was 29.67 ± 6.44 years (20–45 years old); six (33.33%) were primigravida, one patient was para 4, and the mean parity of AFLP patients was 2.11 ± 1.18 (CI 95%; 1.52–2.70). The mean gestational age at onset of AFLP was at 33.9 ± 4.4 weeks with one patient developing AFLP at 19-week pregnancy, in two patients, the disease was diagnosed 2 d postpartum following preterm delivery. One AFLP patient had a twin pregnancy. The number of male fetuses of the AFLP patients was 8 (42.11%).

### Clinical manifestation of AFLP patients

The initial clinical manifestations of AFLP were unspecific, including nausea-vomiting, headache, and fatigue. All AFLP patients in this series had jaundice at time of admission, 14 (77.78%) patients had hypoglycemia, 11 (61.11%) patients complained about nausea and vomiting and showed signs of encephalopathy and eight (44.44%) patients had hypertension. Ultrasound demonstrated the presence of ascites in six (50%) out of 12 patients (six patients were not scanned because their critical condition did not allow transport to the imaging unit).

### Laboratory results in AFLP patients

Laboratory results in AFLP patients on the first visit are all reflective of severe liver dysfunction. Compared with normal values, mean value of serum bilirubin direct (10.08 ± 5.59 versus <0.2 mg/dL), bilirubin indirect (14.38 ± 7.87 versus <1 mg/dL), AST (948.72 ± 2114.77 versus <35 IU), ALT (395.61 ± 726.43 versus <35 IU), leucocyte (21.99 ± 11.26 versus 3.6–11 × 10<sup>9</sup>/L), PT (28.44 ± 26.68 versus 10–14 s), APTT (82.28 ± 157.53 versus 26–38 s), and creatinine (2.9 ± 1.64 versus 0.5–0.9 mg/dL) were higher. While the mean serum level of glucose (53.28 ± 23.98 versus 70–100 mg/dL)



**Figure 1.** Methods and location of labor of AFLP patients. From 18 AFLP cases that we had, 11 was delivered in Dr Soetomo Hospital, six in the other hospital and one case not yet delivered because maternal–fetal death antepartum. Nine cases were delivered by cesarean section, six with spontaneous delivery, and two with forceps extraction.

and albumin ( $2.59 \pm 0.60$  versus  $3.4\text{--}4.8$  g/dL) were lower than normal levels. The platelet count ( $175.33 \pm 127.72 \times 10^3/\mu\text{L}$ ) was not significantly altered.

### Management of AFLP patients

All patients with an antepartum diagnosis of AFLP in or referred to Soetomo Hospital underwent immediate induction of labor as soon as possible following initial maternal stabilization. Nine (50%) AFLP patients had a caesarean section, six (33.33%) patients delivered a spontaneous vaginal delivery. Two patients needed to be delivered by forceps because they arrived in the very advanced stage of the disease process in a very poor condition (unconscious). Following induction of labor with misoprostol, the obstetrical team proceeded with forceps extraction in second stage to facilitate delivery (Figure 1). One AFLP patient did not give birth, she died during the initial attempt to stabilize her rapidly deteriorating condition because of septic shock. This patient was referred in with advanced disease, presenting with profound jaundice, severe vomiting, and hypertension.

Length of stay of AFLP patients in the intensive care unit ranged from <1 d to 13 d. The patient with <1 d ICU treatment was the aforementioned patient who progressively deteriorated and died after admission. The average length of hospital stay of these AFLP patients was 28 d.

### Maternal and fetal outcome of AFLP patients

Over these 5 years, 12 (66.67%) out of the 18 AFLP patients died, survival rate appeared to improve (from 0% in 2011 to 66.6% in 2015). Several complications of AFLP patients were the direct consequences of

**Table 2.** Maternal and fetal outcomes of AFLP patients.

Characteristic	<i>n</i>	Mean $\pm$ SD
Maternal complication		
Maternal death	12	
Sepsis	13	
Encephalopathy	11	
Lung edema	2	
Coagulopathy	13	
Acute renal failure	15	
Hypoglycemia	14	
Location of labor		
Dr Soetomo Hospital	12	
Other facility	6	
Antepartum maternal death	1	
Gestational age		$34.53 \pm 4.34$
13–27	1	
28–36	11	
37–40	4	
Postpartum	2	
Method of labor		
Cesarean section	10	
Spontaneous	6	
Forceps	2	
Not delivered	1	
Fetal birth weight		$2332.94 \pm 615.64$
<2000	4	
2000–2500	7	
2500–3000	3	
3000–3500	3	
>3500	0	
Unknown	2	
5-Minute Apgar Score		$2.58 \pm 3.34$
IUFD	11	
Severe asphyxia	1	
Moderate asphyxia	4	
Mild asphyxia	3	
Fetal sex		
Male	8	
Female	10	
Unreported	1	

liver failure. Complications of AFLP patients are shown in Table 2. Most of the AFLP patients, 15 (83.33%), developed acute renal failure. Septic shock was the main final cause of maternal death (58%).

Fetal and perinatal outcome of the 19 fetuses/babies (one twin) is presented in Table 2. Six (31.57%) babies were born and stayed in facilities other than Dr Soetomo Hospital with three live births (unfortunately no further clinical details available). Stillbirth occurred in 11 cases (57.9%), versus 8 (42.1%) live births. All babies from AFLP patients born at Dr Soetomo Hospital had Early Onset Sepsis, eventually all of them were released from hospital in good condition after a mean length of stay  $9.4 \pm 1.34$  d. The mean birth weight of babies from AFLP patients was  $2232 \pm 615.94$  g (Table 2).

### Maternal death risk factors in AFLP patients

As is shown in Table 4, many patients had multiple complications. The mean number of complications on presentation was significantly different between surviving and deceased AFLP patients ( $3.00 \pm 1.79$  versus

**Table 3.** Comparison of laboratory test results of maternal death and surviving AFLP patients, and IUFD – life birth babies.

Mean value parameter	Maternal death	Surviving patient	<i>p</i>	IUFD	Life birth	<i>p</i>
Albumin (g/dL)	2.61 ± 0.68	2.54 ± 0.47	.824	2.72 ± 0.60	2.45 ± 0.59	.350
Bilirubin conj (mg/dL)	11.07 ± 5.72	8.11 ± 5.24	.305	9.25 ± 5.61	11.36 ± 5.32	.418
Bilirubin total (mg/dL)	15.49 ± 8.07	12.14 ± 7.78	.412	13.26 ± 8.35	16.33 ± 6.79	.407
AST (IU/L)	728.75 ± 1818.78	1388.67 ± 2753.14	.190	833.00 ± 2058.72	1021.63 ± 2201.66	.850
ALT (IU/L)	396.33 ± 843.63	394.17 ± 477.92	.160	295.64 ± 397.08	498.25 ± 1019.63	.554
Glucose (mg/dL)	54.75 ± 24.02	50.33 ± 25.89	.724	50.91 ± 8.35	56.87 ± 19.22	.596
PT (s)	31.54 ± 32.26	22.23 ± 7.91	.574	32.75 ± 33.57	21.38 ± 6.70	.297
APTT (s)	97.72 ± 193.59	51.40 ± 14.61	.373	102.59 ± 202.23	49.56 ± 13.56	.473
Creatinine (mg/dL)	3.15 ± 1.57	2.4 ± 1.79	.378	3.18 ± 1.72	2.41 ± 1.42	.311
Platelet ( $\times 10^3/\mu\text{L}$ )	197.00 ± 138.02	132.00 ± 100.84	.323	198.27 ± 144.83	136.86 ± 87.03	.303
Leukocyte ( $\times 10^3/\mu\text{L}$ )	24.39 ± 12.89	17.02 ± 4.89	.109	23.91 ± 12.21	18.77 ± 8.97	.327

4.58 ± 1.24;  $p = .042$ ). Having more than three complications was correlated with higher maternal death risk (OR = 5.0; 95% CI: 0.55–45.4). However, the only parameter significantly correlated with maternal death in AFLP was the presence of hypertension. All AFLP patients presenting with hypertension did not survive. Hypertension significantly increases the risk of maternal death (OR: 24.5; 95% CI: 1.1–542.8;  $p = .01$ ).

The laboratory results of AFLP patients were further analyzed to compare results between fatal and non-fatal AFLP cases, and also between IUFD and live birth cases (Table 3). There were no significant differences in overall laboratory parameters between surviving versus deceased patients, and IUFD versus live birth cases.

### Risk factors of IUFD

The incidence of IUFD in AFLP patients was negatively correlated with gestational age at labor and birth weight ( $p = .001$  and  $.004$ ) (see Table 4). The analysis of mean laboratory results of AFLP patients with an IUFD versus life birth (as shown in Table 3) yields no statistically significant differences ( $p > .05$ ). Further statistical analysis using categorical cut-off values for direct and indirect bilirubin ( $>0.2$  and  $>1$  mg/dL), decreased glucose ( $<70$  mg/dL), prolonged PT/APTT ( $>14$  and  $>38$  s), elevated serum creatinine ( $>0.9$  mg/dL), elevated AST/ALT ( $>35$  IU), fetal sex, and the presence of encephalopathy also did not correlate with the risk of stillbirth.

### Discussion

The maternal mortality rate associated with AFLP in Indonesia is still very high (66.67%) due to the often late referral by satellite hospitals/primary health care centers. Many patients seen in Indonesian tertiary care hospitals arrive in very advanced state of disease, suggesting that the primary health care providers do not recognize the importance of *de novo* onset of nausea

and vomiting in the third trimester. Timely referral is essential since patients presenting with more than three complications have an increase risk maternal death (OR: 5.0). In particular, the presence of hypertension is a poor prognostic sign, its presence strongly increased the maternal death risk (OR: 24.5).

### General characteristics of AFLP patients

The data on this series of AFLP patients in east Java are not in line with the typical textbook risk factors (first pregnancy, male fetus, and twin pregnancy); among these 18 patients, we did encounter six (33.33%) nulliparous, eight (42.11%) with a male fetus and one (0.06%) with a twin pregnancy. The mean gestational at onset of AFLP was at  $33.93 \pm 4.43$  weeks. This was similar with other papers reporting that the majority of women with AFLP are in the 3rd trimester of pregnancy; mean gestational age 35–36 weeks, with a range of 28–40 weeks [5,7,8].

### Clinical manifestation of AFLP patients

The clinical presentation of AFLP is often non-specific with nausea-vomiting, epigastric pain, polydipsia, polyuria, and jaundice. Jaundice is often presumed to be a relatively late presentation, in contrast to nausea and vomiting, these may exist for several days and sometimes up to 1–2 weeks before the onset of jaundice. In the study performed in Parkland Hospital (1975–2012), with 51 AFLP patients, the most common complaints were persistent nausea and vomiting (57%), hypertension (57%), and abdominal pain (53%) [1]. However, in this Indonesian series, all patients had jaundice on presentation; higher compared with another report from Java (Bandung), which had 70% patients being admitted with jaundice [9]. Importantly, this might be because most pregnant women, their families, and even their primary maternity care providers do not recognize nausea and vomiting in third trimester of pregnancy as a potentially dangerous symptom.

**Table 4.** Maternal death versus survivor and IUFD versus life birth in 18 Indonesian AFLP patients.

Variable	Deceased patients (n)	Survived patients (n)	<i>p</i>	IUFD (n)	Life birth (n)	<i>p</i>
<i>N</i>	12	6		11	8	
Maternal age			.195			.365
20–24	1	3		3	1	
25–29	5	0		4	1	
30–34	2	2		2	2	
≥35	4	1		2	4	
Gestational age			.261			.001*
13–27	1	0		1	0	
28–36	9	3		10	2	
37–40	2	3		0	6	
Birth weight			.251			.004*
<2000	3	1		3	1	
2000–2500	5	1		4	3	
2500–3000	1	2		0	3	
3000–3500	1	2		0	3	
>3500	0	0		0	0	
Unknown	2	0		2	0	
Number of pregnancy			.344			.177
Primigravida	3	3		5	1	
Multigravida	9	3		6	7	
Vomiting and nausea			1.000			.147
Yes	7	4		5	7	
No	5	2		6	1	
Bilirubin			(–)			(–)
>0.81 mg/dL	12	6		11	8	
≤0.81 mg/dL	0	0		0	0	
Glucose			1.000			.603
<72.07 mg/dL	9	5		8	7	
≥72.07 mg/dL	3	1		3	1	
Leukocyte count			1.000			.546
>11 × 10 <sup>3</sup> /μL	10	5		10	6	
≤11 × 10 <sup>3</sup> /μL	2	1		1	2	
PT/APTT			.515			.228
PT >14 or APTT >34	9	6		8	8	
PT ≤14 or APTT ≥34	3	0		3	0	
Creatinine			.344			1.000
>1.69 mg/dL	9	3		8	5	
≤1.69 mg/dL	3	3		3	3	
AST and ALT			(–)			(–)
AST >42 IU/L or ALT >42 IU/L	12	6		11	8	
AST ≤42 IU/L or ALT ≤42 IU/L	0	0	0	0		
Mode of delivery			.406			.264
Cesarean section	5	4		4	6	
Spontaneous	4	2		4	2	
Forceps extraction	2	0		2	0	
Maternal death antepartum	1	0		1	0	
Fetal sex			.583			.182
Male	2	6		6	2	
Female	3	7		4	6	
Unknown	1	0		1	0	
Hypertension			.013*			.352
Yes	8	0		6	2	
No	4	6		5	6	
Encephalopathy			0.141			.181
Yes	9	1		8	3	
No	3	5		3	5	
Sepsis			1.000			.338
Yes	9	4		7	7	
No	3	2		4	1	

Education of midwives and GPs should clearly emphasize that while hyperemesis gravidarum is typically restricted to a gestational age of up to 14–15 weeks, *de novo* onset of nausea and vomiting in the third trimester always needs immediate specialist attention because it may indicate the presence of several potentially lethal pregnancy complications including AFLP.

### Laboratory results in AFLP patients

The laboratory findings were consistent with other reports and the typical presentation of AFLP cases: elevated liver biochemistry (serum AST and ALT), bilirubin direct and indirect, DIC (elevated level of PT and APTT), hypoglycemia, and hypoalbuminemia [7,10]. Typical additional laboratory features include raised

serum ammonia, lactic acidosis, very high uric acid levels, and hypoglycemia secondary to impaired hepatic glycogenolysis [11]. Marked leukocytosis was seen in 83% of our patients, making his very basic laboratory result an important warning sign.

### Management of AFLP patients

In this series, pregnant patients presenting with AFLP either had an immediate induction of labor ( $n=8$ ) or cesarean section ( $n=9$ ), one patient died before induction of labor. Timely induction of labor is the most important part of the management of AFLP. By delivering the fetus and the placenta, the excess fetal fatty acid production will be stopped, and the maternal liver fatty acid oxidation “workload” will be reduced, and liver function will normalize [12]. Particularly, in case of coagulopathy, cesarean section should be avoided. Cesarean section is recommended in case of fetal distress, failed induction of labor and/or in the presence of other clear contraindications for vaginal birth and only after the coagulopathy has been corrected [4]. The obstetrical team should be prepared for the risk of PPH (Bakri or intrauterine condom catheter, prostaglandin  $F2\alpha$ , tranexamic acid) [13].

### Maternal and fetal outcome of AFLP patients

In this report, the maternal mortality rate in AFLP patients in East Java was still very high (66.67%), compared with current data from developed countries with often a much lower mortality rate (18%) [10]. The UK national data on AFLP cases showed an even much lower maternal mortality rates (case fatality rate 1.8, 95% CI 0–9.4%) compared with another developed countries [14].

The apparent decline in the maternal mortality rate in East Java over these 5 years may be explained by earlier diagnosis and referral, immediate induction of labor or cesarean section, and improvements in the peri-partum intensive care support. Treatment of AFLP patients requires multidisciplinary input from obstetricians, hepatologists, internists, anesthesiologists, ICU specialists, and neurologists.

Maternal sepsis was the most common direct cause of death in patients with major liver failure. In addition to sepsis, maternal death in AFLP cases is usually secondary to renal failure, circulatory collapse, pancreatitis, or gastrointestinal bleeding. The risk of maternal death in this series was associated with the number of complications on presentation, and, in particular, the presence of hypertension (OR maternal death 24.5; 95% CI: 1.1–542.8). Many patients were referred in an

advanced disease state, often with scant clinical data from peripheral hospitals or care providers, although most patients had *de novo* hypertension we cannot exclude the possibility that some of these cases chronic hypertension.

Perinatal mortality rate in our center is still higher (57.89%) than the reported average rate worldwide (23%) [10]. All liveborn babies develop early onset sepsis, but all of them could be discharged in good condition after on an average of 9 d of care. The high perinatal mortality is related to the often too late diagnosis and also the suboptimal maternal-fetal surveillance following admission. The risk of perinatal death in this series was strongly correlated with gestational age at birth and birth weight.

This paper is based on a retrospective review of all cases in a tertiary referral hospital. Therefore, not all patients could be questioned on the presence of the typical “Swansea criteria”. The presence of epigastric pain, polydipsia, polyuria symptoms could not be evaluated in this study because there were no complete data about these symptoms in the medical record. Although Soetomo hospital would typically be the hospital receiving the great majority of patients with full blown AFLP in East Java, we cannot calculate the prevalence of this condition in Indonesia since non-referral hospitals might be involved in the management of milder (and perhaps not even formally recognized) cases of AFLP.

### Conclusion

Early recognition and diagnosis are the pivotal factors in the management of AFLP. Education of midwives and junior doctors should emphasize the importance of recognizing *de novo* onset of third trimester nausea and vomiting as a sign of possible AFLP. Immediate induction of labor (or cesarean section) followed by postpartum intensive care is essential to prevent later complications secondary to liver failure.

### Disclosure statement

The authors report no conflicts of interest.

### References

- [1] Nelson DB, Yost NP, Cunningham FG. Acute fatty liver of pregnancy: clinical outcomes and expected duration of recovery. *Am J Obstet Gynecol.* 2013;209(5):456.e1–456.e7.
- [2] Fesenmeier MF, Coppage KH, Lambers DS, et al. Acute fatty liver of pregnancy in 3 tertiary care centers. *Am J Obstet Gynecol.* 2005;192(5):1416–1419.

- [3] Schutt VA, Minuk GY. Liver diseases unique to pregnancy. *Best Practice Res Clin Gastroenterol.* 2007;21(5): 771–792.
- [4] Sobhonslidsuk A. Unique liver disease in pregnancy. *Thai J Gastroenterol.* 2005;6(2):94–99.
- [5] Knox TA, Olans LB. Liver disease in pregnancy. *N Engl J Med.* 1996;335(8):569–576.
- [6] Riely CA. Liver disease in the pregnant patient. *American College of Gastroenterology. Am J Gastroenterol.* 1999;94(7):1728–1732.
- [7] Mjehed K, Charra B, Hamoudi D, et al. Acute fatty liver of pregnancy. *Arch Gynecol Obstet.* 2006;274(6): 349–353.
- [8] Riely CA. Acute fatty liver of pregnancy. *Semin Liver Dis.* 1987;7(1):47–54.
- [9] Pribadi A, Erni AAD, Mose JC. Acute fatty liver on pregnancy: risk factors, management, and pregnancy outcome. *Sci Res J SCIRJ.* 2015;III(VIII), August:2015.
- [10] Ko HH, Yoshida EM. Acute fatty liver of pregnancy. *Can J Gastroenterol.* 2006;20(1):25–30.
- [11] McNulty J. Acute fatty liver of pregnancy. In: Foley MR, Strong TH, Garite TJ, editors. *Obstetrics intensive care manual.* 2nd ed. New York: The McGraw-Hill Companies Inc; 2004. p. 207–215.
- [12] Benjaminov FS, Heathcote J. Liver disease in pregnancy. *Am J Gastroenterol.* 2004;99(12):2479–2488.
- [13] Gami N, Singhal S, Puri M, et al. An approach to diagnose and management of acute fatty liver of pregnancy. *Int J Obstet Gynecol Reprod Contracept.* 2013;2(1):138–139.
- [14] Knight M, Nelson-Piercy C, Kurinczuk JJ, et al. A prospective national study of acute fatty liver of pregnancy in the UK. *Gut.* 2008;57(7):951–956.