



tania saskianti <tania-s@fkg.unair.ac.id>

[AMP] Article Review Request

1 message

Dr. Abigail Pascual-Domingo <acta-siteadmin@post.upm.edu.ph>
To: Tania Saskianti <tania-s@fkg.unair.ac.id>

Fri, Oct 15, 2021 at 1:17 PM

Dear Tania Saskianti:

Greetings from Acta Medica Philippina!

I believe that you would serve as an excellent reviewer of the manuscript, "Treatment of a Patient with Class I Malocclusion with Moderate Crowding and Missing First Molar – A Case Report," which has been submitted to Acta Medica Philippina. The submission's abstract is inserted below, and I hope that you will consider undertaking this important task for us.

Attached is the Peer reviewer's conforme that you need to sign should you accept this undertaking.

In line with this, I would also like to respectfully request your short and updated Curriculum Vitae.

Please log into the journal web site by 2021-10-29 to indicate whether you will undertake the review or not, as well as to access the submission and to record your review and recommendation.

The review itself is due 2021-10-29.

Submission URL: <https://actamedicaphilippina.upm.edu.ph/index.php/acta/reviewer/submission?submissionId=4054&reviewId=3766&key=c63GevjG>

Thank you very much for considering this request.

Sincerely,
Dr. Abigail Pascual-Domingo
acpascualdomingo@up.edu.ph

"Treatment of a Patient with Class I Malocclusion with Moderate Crowding and Missing First Molar – A Case Report"

The commonest occlusal feature of Class I malocclusion is crowding, while spacing is less common. Crowded and irregular teeth now occur in a majority of the population and the most common complication in adults. This case report discussed a 21 years old female with moderate crowding and missing lower left first molar due to caries. The first permanent molars sometimes unnoticed by the child or their parents, puts them at an increased risk of caries. Caries in first molars that persists without any treatment, will give a poor prognosis. Treatment was performed using a fixed orthodontic appliance with extraction of the three upper and lower first premolars.

This is an automated message. Please do not reply to this email. Kindly click the link if provided or log in to your OJS account to access the files.

[Acta Medica Philippina](#)

Acta Medica Philippina

ACTA MEDICA PHILIPPINA PEER REVIEWER'S CONFORME

The peer reviewer is responsible for reviewing specific articles upon invitation of Acta Medica Philippina.

The following provisions are to be complied with in the performance of this responsibility.

- Provide a short, updated Curriculum Vitae.
- Provide an honest and unbiased assessment of the strengths and weaknesses of the manuscript.
- Respect the strict confidentiality of the peer review process. Non-disclosure to external parties must be maintained with regard to the nature and content of the manuscript being reviewed.
- Declare all potential competing or conflicting interests that might prevent you from providing a fair and unbiased review.
- The reviewed manuscript should be returned to Acta within two weeks. Inform the journal promptly if you cannot submit your review on time or if you require an extension.
- If you cannot review, it is helpful to make suggestions for alternative reviewers.

In case of any uncertainty and/or clarification, this may be discussed with the Acta Medica Philippina Editorial Board.

CONFORME:



Tania Saskianti
Printed name over signature

Universitas Airlangga
Affiliation/Institution

Oct 24th, 2021
Date

The National Health Science Journal

PM 202 ,2nd Fir., Paz Mendoza Building, UP College of Medicine
547 Pedro Gil St., Ermita, Manila 1000 Philippines
Email:
actamedicaphilippina.upm@up.edu.ph
Website:
actamedicaphilippina.upm.edu.ph

Review: *Treatment of a Patient with Class I Malocclusion with Moderate Crowding and Missing First Molar: A Case Report*

Submissions

1. Request
2. Guidelines
3. Download & Review
4. Completion

Request for Review

You have been selected as a potential reviewer of the following submission. Below is an overview of the submission, as well as the timeline for this review. We hope that you are able to participate.

Article Title

Treatment of a Patient with Class I Malocclusion with Moderate Crowding and Missing First Molar: A Case Report

Abstract

The most common occlusal feature of Class I malocclusion is crowding. Crowded and irregular teeth occur in a majority of the population and are the most common complication in adults. This is a case report of a 21-year-old woman with moderate crowding and a missing lower left first molar. The first permanent molars are sometimes unnoticed by the child or their parents and bring a risk of caries to the first permanent molar. Caries in the first molars that persist without any treatment will give a poor prognosis. Treatment was performed using a fixed orthodontic appliance with the extraction of the two upper and one lower first premolars.

Review Type

Double-blind

[View All Submission Details](#)

Review Schedule

2021-10-15	2021-10-29	2021-10-29
<i>Editor's Request</i>	<i>Response Due Date</i>	<i>Review Due Date</i>

[About Due Dates](#)

- I do not have any competing interests
- I may have competing interests (Specify below)

Save and continue




Review: *Treatment of a Patient with Class I Malocclusion with Moderate Crowding and Missing First Molar: A Case Report*

Submissions

1. Request
2. Guidelines
3. Download & Review
4. Completion

Review Files

[Search](#)




	44410-1	Other, 4054-Article Text-44215-1-18-20211014 AMP.docx	October 14, 2021	Other
	44413-1	Other, Manuscript Review Form.docx	October 14, 2021	Other
	44416-1	Other, Peer Reviewer's conforme.docx	October 14, 2021	Other

Reviewer Guidelines

[Review Guidelines](#)

Review

Enter (or paste) your review of this submission into the form below.

		B	<i>I</i>	<u>U</u>					 Upload	

For author and editor

		B	<i>I</i>	<u>U</u>			<>		Upload	
--	--	----------	----------	----------	--	--	----	--	--------	--

For editor only

Upload

Upload files you would like the editor and/or author to consult, including revised versions of the original review file(s).

Reviewer Files		Search
▶ 45445-1	, crowding angle class 1.docx	October 23, 2021
▶ 45559-1	, 1_Conforme (1).pdf	October 24, 2021
▶ 45565-1	, Review form.docx	October 24, 2021

Review Discussions

[Add discussion](#)

Name	From	Last Reply	Replies	Closed
▶ Review has been sent	tianasaskianti 2021-10-24 09:36 PM	-	0	<input type="checkbox"/>

Recommendation

Select a recommendation and submit the review to complete the process. You must enter a review or upload a file before selecting a recommendation.

Revisions Required

[Go Back](#)

* Denotes required field

Review: *Treatment of a Patient with Class I Malocclusion with Moderate Crowding and Missing First Molar: A Case Report*

Submissions

- [1. Request](#)
- [2. Guidelines](#)
- [3. Download & Review](#)
- [4. Completion](#)

Review Submitted

Thank you for completing the review of this submission. Your review has been submitted successfully. We appreciate your contribution to the quality of the work that we publish; the editor may contact you again for more information if needed.

Review Discussions

[Add discussion](#)

Name	From	Last Reply	Replies	Closed
▶ Review has been sent	tanasaskianti 2021-10-24 09:36 PM	-	0	<input type="checkbox"/>

Platform &
workflow by
OJS / PKP