



Source details

Turkish Journal of Urology

Scopus coverage years: from 2017 to Present

Publisher: AVES Ibrahim Kara

ISSN: 2149-3235 E-ISSN: 2149-3057

Subject area: Medicine: Urology

Source type: Journal

- [View all documents >](#)
- [Set document alert](#)
- [Save to source list](#)

CiteScore 2021 **1.9** ⓘ

SJR 2021 **0.322** ⓘ

SNIP 2021 **0.781** ⓘ

[CiteScore](#) [CiteScore rank & trend](#) [Scopus content coverage](#)

i Improved CiteScore methodology ⓘ

CiteScore 2021 counts the citations received in 2018-2021 to articles, reviews, conference papers, book chapters and data papers published in 2018-2021, and divides this by the number of publications published in 2018-2021. [Learn more >](#)

CiteScore 2021 ▼

$$1.9 = \frac{703 \text{ Citations 2018 - 2021}}{380 \text{ Documents 2018 - 2021}}$$

Calculated on 05 May, 2022

CiteScoreTracker 2022 ⓘ

$$2.1 = \frac{717 \text{ Citations to date}}{349 \text{ Documents to date}}$$

Last updated on 05 April, 2023 • Updated monthly



CiteScore rank 2021 ⓘ

Category	Rank	Percentile
Medicine		
Urology	#62/99	37th

[View CiteScore methodology >](#) [CiteScore FAQ >](#) [Add CiteScore to your site ↗](#)




Turkish Journal of Urology

<p>COUNTRY</p> <p>Turkey</p> <p> Universities and research institutions in Turkey</p> <p> Media Ranking in Turkey</p>	<p>SUBJECT AREA AND CATEGORY</p> <p>Medicine └ Urology</p>	<p>PUBLISHER</p> <p>Aves</p>	<p>H-INDEX</p> <p>14</p>
<p>PUBLICATION TYPE</p> <p>Journals</p>	<p>ISSN</p> <p>21493057, 21493235</p>	<p>COVERAGE</p> <p>2017-2022</p>	<p>INFORMATION</p> <p>Homepage</p> <p>How to publish in this journal</p> <p>uroturk@uroturk.org.tr</p>

SCOPE

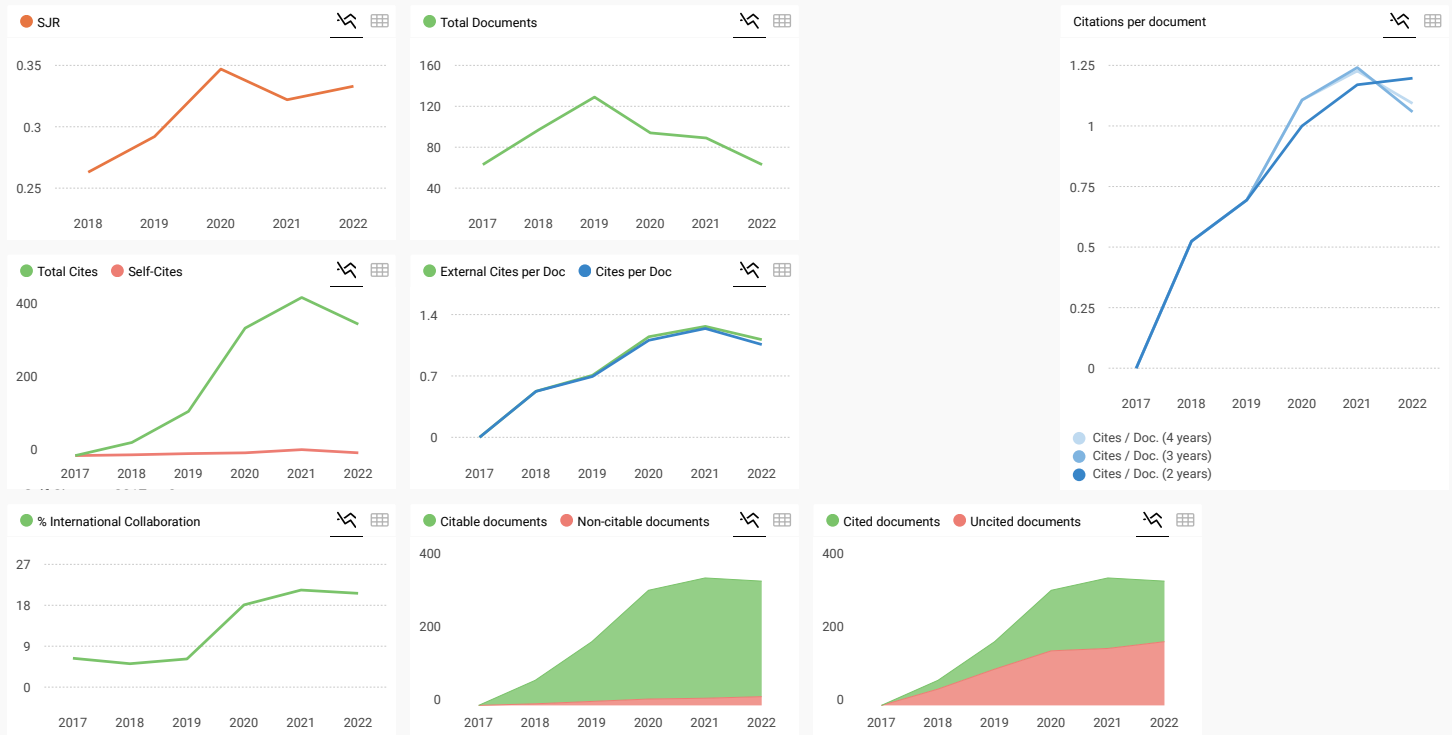
The aim of the Turkish Journal of Urology is to contribute to the literature by publishing scientifically high-quality research articles as well as reviews, editorials, letters to the editor and case reports. The journal's target audience includes, urology specialists, medical specialty fellows and other specialists and practitioners who are interested in the field of urology.

 Join the conversation about this journal

FIND SIMILAR JOURNALS

options

<p>1 BMC Urology</p> <p>GBR</p> <p>93% similarity</p>	<p>2 Current Urology Reports</p> <p>USA</p> <p>93% similarity</p>	<p>3 International braz j urol : official journal of the</p> <p>BRA</p> <p>93% similarity</p>	<p>4 Current Urology</p> <p>USA</p> <p>93% similarity</p>	<p>5 African Journal of Urology</p> <p>CHE</p> <p>92% similarity</p>
---	---	---	---	--



Turkish Journal of Urology ← Show this widget in your own website

Urology

Q3 best quartile

SJR 2022 **0.33**

powered by scimagojr.com

Just copy the code below and paste within your html code:

```
<a href="https://www.scimi
```

SCImago Graphica

Explore, visually communicate and make sense of data with our **new data visualization tool**.



EISSN 2980-1478

Official Journal of the
Turkish Association of Urology

Volume 49 • Issue 3 • May 2023

UROLOGY

RESEARCH
& PRACTICE

Formerly Turkish Journal of Urology



urologyresearchandpractice.org



Editor in Chief

Ateş KADIOĞLU 

Department of Urology, İstanbul University İstanbul School of Medicine, İstanbul, Turkey

Managing Editor

Mazhar ORTAÇ 


Department of Urology, İstanbul University İstanbul School of Medicine, İstanbul, Turkey

Associate Editors

Uro-Oncology

Giovanni CACCIAMANI 

USC Institute of Urology and Catherine and Joseph Aresty
Department of Urology, University of Southern California,
Los Angeles, California, USA

Juan Gómez RIVAS 

Department of Urology, Hospital Clínico San Carlos, Madrid,
Spain

Endourology

Thomas KNOLL 

Department of Urology, Sindelfingen Medical Center, University
of Tuebingen, Tuebingen, Germany

Andrology (Sexual and Reproductive Medicine)

Ranjith RAMASAMY 

Department of Urology, University of Miami Miller School of
Medicine, Miami, USA

Female Urology & Neurourology

Roger Roman DMOCHOWSKI 

Department of Urology, Vanderbilt University Medical Center,
Nashville, USA

Pediatric Urology

Walid FARHAT 

Department of Urology, University of Wisconsin, Madison,
WI, USA; Division of Urology, Hospital for Sick Children and
Department of Surgery, University of Toronto, Toronto, Ontario,
Canada

Biostatistical Editor

Meryem Merve ÖREN 

Department of Public Health, İstanbul University İstanbul School
of Medicine, İstanbul, Turkey

Digital Media Editor

Tümay İPEKÇİ 

Department of Urology, VM Medical Park Maltepe Hospital,
İstanbul, Turkey

Editorial Board

Murat BOZLU

Department of Urology, Mersin University School of Medicine,
Mersin, Turkey

Emrah YÜRÜK

BHT Clinic, İstanbul Tema Hospital, İstanbul, Turkey
Department of Urology, İstanbul Yeni Yüzyıl University School of
Medicine, İstanbul, Turkey

Selahittin ÇAYAN

Department of Urology, Mersin University School of Medicine,
Mersin, Turkey

Erhan ATEŞ

Department of Urology, Aydın Adnan Menderes University
School of Medicine, Aydın, Turkey

Ömer BAYRAK

Department of Urology, Gaziantep University School of
Medicine, Gaziantep, Turkey

Mesur Selçuk SILAY

Clinic of Pediatric Urology, İstanbul Gelilim University, Memorial
Hospital, İstanbul, Turkey

Numan BAYDİLLİ

Department of Urology, Erciyes University School of Medicine,
Kayseri, Turkey

Omar ABOUMARZOUK

Department of Surgery, Hamad General Hospital, Hamad
Medical Corporation, Doha, Qatar

Bülent AKDUMAN

Department of Urology, Zonguldak Bülent Ecevit University
School of Medicine, Zonguldak, Turkey

Ali ATAN

Department of Urology, Gazi University, School of Medicine,
Ankara, Turkey

Derya BALBAY

Department of Urology, Koç University Hospital, İstanbul,
Turkey

Naeem BHOJANI

Department of surgery, University of Montreal, Montreal,
Quebec, Canada



Michael L. BLUTE

Department of Urology, Mayo Clinic, Minnesota, USA

Guy BOGAERT

Department of Urology, UZ Leuven University, Antwerp, Belgium

Marco BORGHESI

Department of Urology, University of Genova, Italy

Giovanni CACCIAMANI

Institute of Urology, Keck School of Medicine, University of Southern California (USC), Los Angeles, CA, USA

Eric CHUNG

Department of Urology, University of Queensland and Princess Alexandra Hospital, Woolloongabba, Australia

Vincent DE CONINCK

Department of Urology, Augustijnslei, Brasschaat, Belgium

Alex DIGESU

Department of Urogynaecology, St. Mary's Hospital, Imperial College London, London, UK

Collin P. DINNEY

Department of Urology, University of Texas MD Anderson Cancer Center, Houston, Texas, USA

Roger Roman DMOCHOWSKI

Department of Urology, Vanderbilt University Medical Center, Nashville, USA

Jose Lous DOMINGUEZ

Jefe de Servicio de Urología, Instituto Valenciano de Oncología, Valencia, Spain

Michael Louis EISENBERG

Department of Urology, Stanford University Medical Center, Stanford, CA, USA

Esteban EMILLIANI

Department of Urology, Endourology and Urolithiasis Unit, Fundación Puigvert, Autonomous University of Barcelona, Barcelona, Spain

Dmitry ENIKEEV

Institute for Urology and Reproductive Health, Sechenov University, Moscow, Russia

Sakıp ERTURHAN

Department of Urology, Gaziantep University, School of Medicine, Gaziantep, Turkey

Walid FARHAT

Department of Urology, University of Wisconsin, Madison, WI, USA
Division of Urology, Hospital for Sick Children and Department of Surgery, University of Toronto, Toronto, Ontario, Canada

Luciano Alves FAVORITO

Unidade de Pesquisa Urogenital Universidade do Estado do Rio de Janeiro, Rio de Janeiro, Brasil

Rüştü Cankon GERMİYANOĞLU

Department of Urology, Ondokuz Mayıs University School of Medicine, Samsun, Turkey

Ali Serdar GÖZEN

SLK-Kliniken, Department of Urology, Heidelberg University teaching Hospital, Heilbronn, Germany

Selçuk GÜVEN

Department of Urology, Necmettin Erbakan University Meram School of Medicine, Konya, Turkey

Tamsin GREENWELL

University College London Hospitals, UK

H. Barton GROSSMAN

Department of Urology, University of Texas M. D. Anderson Cancer Center, Houston, TX, USA

Rizwan HAMID

Department of Urology, University College London Hospitals & London Spinal Injuries Unit, Stanmore, London, UK

Hashim HASHIM

Bristol Urological Institute, Southmead Hospital, North Bristol NHS Trust, Bristol, UK

Didier JACQMIN

Department of Urology, Hospital Civil, Strasbourg, France

Patrick JONES

Haukeland University Hospital, Bergen, Norway

Panagiotis KALLIDONIS

Department of Urology, University of Patras, Patras, Greece

Guido KAMPHUIS

Department Urology, Amsterdam University Medical Centre, Amsterdam, The Netherlands

Muammer KENDİRCİ

Department of Urology, İstinye University School of Medicine, Liv Hospital Ulus, İstanbul, Turkey

Martin KOYLE

Division of Urology, Seattle Children's Hospital, Seattle, WA, USA

Sanjay Balwant KULKARNI

Kulkarni School of Urethral Surgery, Pune, India

Pilar LAGUNA

Department of Urology, Medipol University School of Medicine, İstanbul, Turkey

Brian R. MATLAGA

Brady Urological Institute, Johns Hopkins University School of Medicine, Baltimore, MD, USA

Suks MINHAS

Imperial College Healthcare NHS Trust, Honorary Senior Lecturer, Imperial College, London, UK

Jeremy OCKRIM

Consultant Urological Surgeon, University College Hospital London, London, UK

A. Rahmi ONUR

Department of Urology, Marmara University School of Medicine, İstanbul, Turkey

**Athanasios PAPTOSORIS**

2nd Department of Urology, National and Kapodistrian University of Athens, School of Medicine, Sismanoglio Hospital, Athens, Greece

Louis L. PISTERS

Department of Urology, MD Anderson Cancer Center, Houston, Texas, USA

Jean de la ROSETTE

Department of Urology, Bařcılar Medipol Mega University Hospital, İstanbul, Turkey

Juan Gómez RIVAS

Department of Urology, Hospital Clínico San Carlos, Madrid, Spain

Kemal SARICA

Department of Urology, Biruni University School of Medicine, İstanbul, Turkey

Kymora SCOTLAND

Ronald Reagan UCLA Medical Center, Los Angeles CA, USA

Ajay K. SINGLA

Department of Urology, School of Medicine, Toledo University, Ohio, USA

Andreas SKOLARIKOS

2nd Department of Urology, National and Kapodistrian University of Athens, Sismanogleio Hospital, Athens, Greece

Prasanna SOORIAKUMARAN

Department of Urology, University College London Hospitals, London, UK

Tarkan SOYGÜR

Department of Urology, Division of Paediatric Urology, Faculty of Medicine, University of Ankara

Anne Françoise SPINOIT

Department of Urology, Ghent University Hospital, Ghent, Belgium

Jeremy YC TEOH

S.H. Ho Urology Centre, Department of Surgery, Prince of Wales Hospital, The Chinese University of Hong Kong, Hong Kong

Theodoras TOKAS

Department of Urology and Andrology, General Hospital Hall in Tirol, Tirol, Austria

Olivier TRAXER

Director of the Minimally Invasive Surgery Center Urology, Tenon University Hospital, Paris, France

Barış TÜRKBEY

Molecular Imaging Program, National Cancer Institute, National Institutes of Health, Bethesda, MD, USA

Mustafa USTA

Department of Urology, Akdeniz University School of Medicine, Antalya, Turkey

Nikhil VASDEV

Hertfordshire and Bedfordshire Urological Cancer Centre, Lister Hospital (East and North Herts NHS Trust), Watford General Hospital (West Herts NHS Trust), UK

Rajas VEERATTERAPILLARY

Department of Urology, Freeman Hospital, Newcastle Upon Tyne, Newcastle, UK

Run WANG

University of Texas McGovern Medical School at Houston and MD Anderson Cancer Center, Houston, TX, USA

M. Önder YAMAN

Department of Urology, Ankara University School of Medicine, Ankara, Turkey

Selçuk YÜCEL

Department of Urology, Marmara University School of Medicine, İstanbul, Turkey

**Founder**

İbrahim KARA

General Manager

Ali ŞAHİN

Finance Coordinator

Elif Yıldız ÇELİK

Journal Managers

İrem SOYSAL

Bahar ALBAYRAK

Deniz KAYA

İrmak BERBEROĞLU

Publications Coordinators

Gökhan ÇİMEN

Arzu ARI

Alara ERGİN

Hira Gizem FIDAN

İrem ÖZMEN

Derya AZER

Burcu DEMİNER

Project Coordinators

Doğın ORUÇ

Sinem Fehime KOZ

Contact

Address: Büyükdere Cad. No: 105/9
34394 Mecidiyeköy, Şişli, İstanbul, Turkey
Phone: +90 212 217 17 00
E-mail: info@avesyayincilik.com

Publishing Service: AVES
Address: Büyükdere Cad., 105/9 34394
Şişli, İstanbul, Turkey
Phone: +90 212 217 17 00
E-mail: info@avesyayincilik.com
Webpage: www.avesyayincilik.com



Open Access and Copyright Policy

The Urology Research and Practice is an open access publication, and the journal's publication model is based on Budapest Open Access Initiative (BOAI) declaration. All published content is available online, free of charge at urologyresearchandpractice.org. Authors retain the copyright of their published work in The Urology Research and Practice. The journal's content is licensed under a Creative Commons Attribution (CC BY) 4.0 International License which permits third parties to share and adapt the content for any purpose by giving the appropriate credit to the original work.

From January 2022 onwards, content is licensed under a Creative Commons CC BY 4.0 license. The journal's back content was published under a traditional copyright license however the archive is available for free access.

The target audience of the journal includes urology specialists, medical specialty fellows and other specialists and practitioners who are interested in the field of urology.

Disclaimer

The statements or opinions expressed in the manuscripts published in the journal reflect the views of the author(s) and not the views of the editors, editorial board, and/or publisher. The editors, editorial board, and publisher are not responsible for the content of the manuscripts and do not necessarily endorse the views expressed in them. It is the responsibility of the authors to ensure that their work is accurate and well-researched, and the views expressed in their manuscripts are their own. The editors, editorial board, and publisher simply provide a platform for the authors to share their work with the scientific community.

All published content is available online, free of charge at www.urologyresearchandpractice.org.

Turkish Association of Urology holds the international copyright of all the content published in the journal.



Editor in Chief: Ateş Kadioğlu

Address: İstanbul Üniversitesi İstanbul Tıp Fakültesi, Üroloji Anabilim Dalı, İstanbul, Turkey

Phone: +90 212 232 46 89

Fax: +90 212 233 98 04

E-mail: info@turkishjournalofurology.com

Publisher: AVES

Address: Büyükdere Cad., 105/9 34394 Mecidiyeköy, Şişli, İstanbul, Turkey

Phone: +90 212 217 17 00

E-mail: info@avesyayincilik.com

Web page: avesyayincilik.com

GENERAL UROLOGY - Invited Review

iTIND for BPH: Technique and procedural outcomes: A narrative review of current literature

(/en/itind-for-bph-technique-and-procedural-outcomes-a-narrative-review-of-current-literature-133778)

Cristian Fiori, (/en/search-15/?Authors=Cristian Fiori) Sabrina De Cillis, (/en/search-15/?Authors=Sabrina De Cillis) Gabriele Volpi, (/en/search-15/?Authors=Gabriele Volpi) Enrico Checcucci, (/en/search-15/?Authors=Enrico Checcucci) Giovanni Cattaneo, (/en/search-15/?Authors=Giovanni Cattaneo) Juliette Meziere, (/en/search-15/?Authors=Juliette Meziere) Matteo Manfredi, (/en/search-15/?Authors=Matteo Manfredi) Michele Di Dio, (/en/search-15/?Authors=Michele Di Dio) Daniele Amparore, (/en/search-15/?Authors=Daniele Amparore) Francesco Porpiglia (/en/search-15/?Authors=Francesco Porpiglia)

(Urol Res Pract 2021; 47: 470-481)

DOI: 10.5152/tud.2021.21145

Abstract (/en/itind-for-bph-technique-and-procedural-outcomes-a-narrative-review-of-current-literature-133778) |

Full Text (PDF) (/en/itind-for-bph-technique-and-procedural-outcomes-a-narrative-review-of-current-literature-1610878) |

Related Articles (/en/search-15?Related=itind-for-bph-technique-and-procedural-outcomes-a-narrative-review-of-current-literature-3778)

ANDROLOGY-Review

Yohimbine as a treatment for erectile dysfunction: A systematic review and meta-analysis

(/en/yohimbine-as-a-treatment-for-erectile-dysfunction-a-systematic-review-and-meta-analysis-133777)

Dwi Nanda Satriyo Arif Wibowo, (/en/search-15/?Authors=Dwi Nanda Satriyo Arif Wibowo) Doddy Moesbadianto Soebadi, (/en/search-15/?Authors=Doddy Moesbadianto Soebadi) Mohammad Ayodhia Soebadi (/en/search-15/?Authors=Mohammad Ayodhia Soebadi)

(Urol Res Pract 2021; 47: 482-488)

DOI: 10.5152/tud.2021.21206

Abstract (/en/yohimbine-as-a-treatment-for-erectile-dysfunction-a-systematic-review-and-meta-analysis-133777) |

Full Text (PDF) (/en/yohimbine-as-a-treatment-for-erectile-dysfunction-a-systematic-review-and-meta-analysis-1610877) |

Related Articles (/en/search-15?Related=yohimbine-as-a-treatment-for-erectile-dysfunction-a-systematic-review-and-meta-analysis-3777)

ANDROLOGY - Original Article

Translation validity and reliability of the Indonesian version of the 5-item International Index of Erectile Function (IIEF-5)

(/en/translation-validity-and-reliability-of-the-indonesian-version-of-the-5-item-international-index-of-erectile-function-iief-5-133776)

Tetuka Bagus Laksita, (/en/search-15/?Authors=Tetuka Bagus Laksita) Yudhistira Pradnyan Kloping, (/en/search-15/?Authors=Yudhistira Pradnyan Kloping) Lukman Hakim, (/en/search-15/?Authors=Lukman Hakim) Fikri Rizaldi (/en/search-15/?Authors=Fikri Rizaldi)

(Urol Res Pract 2021; 47: 489-494)

DOI: 10.5152/tud.2021.21185

n/translation-validity-and-reliability-of-the-indonesian-version-of-the-5-item-international-index-of-erectile-function-iief-5-133776) |

(PDF) (/en/translation-validity-and-reliability-of-the-indonesian-version-of-the-5-item-international-index-of-erectile-function-iief-5-1610876) |

rticles (/en/search-15?Related=translation-validity-and-reliability-of-the-indonesian-version-of-the-5-item-international-index-of-erectile-function-iief-5-3776)

UROONCOLOGY - Original Article

Translation validity and reliability of the Indonesian version of the 5-item International Index of Erectile Function (IIEF-5)

Tetuka Bagus Laksita¹ , Yudhistira Pradnyan Kloping¹ , Lukman Hakim² , Fikri Rizaldi² 

Cite this article as: Laksita TB, Kloping YP, Hakim L, Rizaldi F. Translation validity and reliability of the Indonesian version of the 5-item International Index of Erectile Function (IIEF-5). *Turk J Urol.* 2021; 47(6): 489-494

ABSTRACT

Objective: This study aimed to translate the IIEF-5 questionnaire into Indonesian and perform a validity and reliability assessment of the translated instrument.

Material and Methods: A methodological study on 106 male outpatients, recruited consecutively, was carried out in a tertiary hospital in Surabaya, East Java from January to March 2020. This study was conducted in two stages: translation and validation. Two independent sworn translators performed a forward and backward translation of the first draft. The final version was synthesized by a team of experts comprised two urologists and another sworn translator. The validity of the questionnaire is determined through a Pearson correlation analysis. Cronbach's α internal consistency measurement was used to assess its reliability. Interrater reliability between the patient and the physician was measured using the Cohen's κ coefficient.

Results: Pearson's "r" value is significantly higher than the critical value table and indicates a high to a very high level of validity based on Guilford's interpretation ($r = 0.70-1.00$). A good internal consistency is shown by the Cronbach's α coefficient value ($\alpha = 0.828$). An almost perfect agreement between the patient's results and the assessment made by the physicians is shown by the Cohen's κ coefficient value ($\kappa = 0.879$, $P < .001$).

Conclusion: The Indonesian IIEF-5 is a valid and reliable patient-reported outcome measure for evaluating erectile dysfunction in the literate middle-aged and older adult male population in Indonesia.

Keywords: Erectile dysfunction; Indonesian IIEF; International Index of Erectile Function (IIEF); reliability; validity.

Introduction

Erectile dysfunction (ED) is one of the most prevalent sexual dysfunctions among men, which has progressed from an individual issue to a significant public health problem affecting both developed and developing countries.¹ The global prevalence of ED is predicted to rise each year, with an estimated projection of 322 million men affected by the year 2025. This overwhelming projection is consistent by the upward trend from reports in recent years.² A systematic review by Hemelrijck and coworkers³ in 2019 discovered that the global prevalence of ED ranged from 3 to 76.5% as determined by studies using various question-

naires. The prevalence of ED was reported in Europe (10-76.5%), Asia (8-71.2%), Oceania (40.3-60.69%), Africa (24-58.9%), North America (20.7-57.8%), and South America (14-55.2%).³ As the data for prevalence were obtained through multiple studies around the world, there are limitations due to the possible variability of reports between studies. Several reports come from a single area, which was generalized to a larger population. In order to maintain accurate generalizability and comparison between results, a standard instrument to correctly define ED in individual patients and assess its prevalence is required.⁴ The diagnosis and severity of ED is usually made clinically with the International Index Of Erectile

¹Department of Urology, Universitas Airlangga Faculty of Medicine, Dr. Soetomo General-Academic Hospital, Surabaya, Indonesia

²Department of Urology, Universitas Airlangga Faculty of Medicine, Universitas Airlangga Teaching Hospital, Surabaya, Indonesia

Submitted:
04.06.2021

Accepted:
22.09.2021

Corresponding Author:
Fikri Rizaldi
E-mail:
fikririz@gmail.com

© Copyright 2021 by Turkish Association of Urology

Available online at
www.turkishjournalofurology.com

Function (IIEF) questionnaire. It is a widely used patient-reported outcomes measurement for both research purposes and daily clinical practice.⁵ However, a validated questionnaire in English may not work in another country, in which the majority of the population use English as a secondary language or do not speak English at all. A dedicated, modified questionnaire to adapt with the language and appropriate cultural terms of a particular population is necessary to prevent potential confusions and misinterpretations, which could lead to inaccurate assessments.⁶ In a cross-cultural research, the translated version is expected to measure the same construct as the original source of translation.⁷ The IIEF has been translated and validated into more than 32 languages. Currently, there are two versions of the IIEF questionnaire, the 15-items (IIEF-15) and five-items (IIEF-5) version, which is an abridged version of the original.⁸ The IIEF-5 was developed and published by Rosen et al.⁹ in 2002 for a simple and diagnostically valid instrument to be used in a clinical setting. The Indonesian version IIEF-15 has been translated and tested for its validity and reliability by Klopington et al.¹⁰ However, at the time of this study's conduction, the Indonesian version of IIEF-5 has not been published. The fewer number of questions makes it easier for respondents to comprehend and respond to accurately compared to the substantial number of the original questionnaire. A published version of the abridged version would allow physicians to evaluate certain patients more efficiently during their daily practice. This study aimed to translate the IIEF-5 questionnaire into Indonesian and perform a validity and reliability assessment.

Material and Methods

This study was divided into two stages; translation and validation. The ethical approval of this study was obtained from the Ethical Committee of Dr. Soetomo General-Academic Hospital (1723/KEPK/XII/2019).

Main Points

- A translated questionnaire, adapting the appropriate cultural terms of a particular population, is necessary to prevent potential confusions and misinterpretations, which could lead to inaccurate assessments.
- The Indonesian version of IIEF-5 has not been published previously.
- The lack of a standard Indonesian version may contribute to the small number of publications regarding the disease as the original IIEF-15 was only published recently.
- The Indonesian version of IIEF-5 in this study may be used for both research and clinical purposes.

Study Design and Population

This was a methodological study evaluating the validity and reliability of the Indonesian version of IIEF-5 on male outpatients through a consecutive sampling in a tertiary hospital in Surabaya, East Java from January to March 2020. The criteria for the samples included literate married male patients aged 20-70 years old who were sexually active in the past 6 months. The samples had to be able to communicate well in terms of reading, writing, and verbal communication in the Indonesian language.

IIEF-5 Score Interpretation

The IIEF-5 consists of five question items, focusing on the erectile function domain adapted from the original 15 questions version. Each question item is scaled based on a five-point-Likert scale with 1 being the lowest and 5 being the highest. The ordinal scale reflects the frequency and quality of a particular answer to a question item.⁹ The original questionnaire is available as a supplementary file. The score results are interpreted as follows: severe ED (5-7), moderate ED (8-11), mild-moderate ED (12-16), mild-ED (17-21), and no ED (22-25).¹¹

Translation and Cultural Adaption of the Instrument

The English IIEF-5 questionnaire was translated into Indonesian by an independent sworn translator. The next stage of the Indonesian IIEF-5 manuscript was translated back into English by a different sworn translator. To ensure the objectivity of the back translation process, we made sure that the second translator never read the original IIEF-5. These multiple steps were made to ensure the linguistic validity of the questionnaire. Both end results in Indonesian and English were then analyzed by a team of experts, consisting of two urologists and another sworn translator to assess their eligibility and synthesize a version to be tested in validity and reliability.

Validity Analysis

The prefinalized questionnaire was then given to 20 male patients. Feedbacks regarding difficulties in understanding or answering the question items were noted and used as input. The results were tested for their validity. After finalization based on the early validity results and samples' feedback, the final version was distributed to patients based on the inclusion criteria. Eligible patients signed an informed consent agreement before filling out the questionnaire. Every patient was instructed on how to answer each question item properly based on the five-point-Likert scale. Both the physicians and patients were asked to fill out the form separately. The patients were comprehensively examined regarding the perceived complaints afterward. During the study, neither the physician nor the patient knew the final results. At the end of the examination, both results were collected by the research team. The samples'

Table 1. Interpretation of a Correlation Coefficient Size

Correlation r Value	Interpretation
0.90 to 1.00 or -0.90 to -1.00	Very high positive or negative correlation
0.70 to 0.90 or -0.70 to -0.90	High positive or negative correlation
0.50 to 0.70 or -0.50 to -0.70	Moderate positive or negative correlation
0.30 to 0.50 or -0.30 to -0.50	Low positive or negative correlation
0.00 to 0.30 or 0.00 to -0.30	Negligible correlation

sociodemographic characteristics were presented descriptively. A minimal sample size of 100 patients was required for a validity study.¹² Pearson correlation analysis was used to evaluate the construct validity of each question by correlating the results with the total value and comparing the results with the critical value table. Each question was considered valid if the r value was more than 0.254. This cutoff point was determined based on the Pearson correlation analysis table, in which the value corresponds with 100 samples with a 1% chance of error ($P = .01$).¹³ Guilford proposed a rule of thumb for interpreting the size of a correlation efficient, as shown in Table 1.¹⁴

Table 2. Subjects' Characteristics

Characteristics	n (%)
Age (years) 21-30	2 (1.9)
31-40	17 (16)
41-50	31 (29.2)
51-60	37 (34.9)
> 60	19 (18)
ED severity No ED	42 (39.6)
Mild ED	9 (8.54)
Mild to moderate ED	14 (13.3)
Moderate ED	21 (19.8)
Severe ED	20 (18.8)
Comorbidities	9 (8.4)
Hypertension and DM	
Hypertension	33 (31.1)
DM	33 (31.1)
Malignancies	9 (8.4)
Others	22 (21)
Education	7 (6.6)
Elementary school	
Junior highschool	19 (17.9)
Senior highschool	59 (55.6)
College	21 (19.9)

Reliability Analysis

Internal consistency of the questionnaire was measured using the Cronbach's α value ($\alpha < 0.5$, unacceptable; $0.5 \leq \alpha < 0.6$, poor; $0.6 \leq \alpha < 0.7$, questionable; $0.7 \leq \alpha < 0.8$, acceptable; $0.8 \leq \alpha < 0.9$, good; $\alpha \geq 0.9$, excellent).¹⁵ Cohen κ was used to assess the inter-rater reliability between the self-diagnostic results from the patient compared with the assessment made by the physicians (≤ 0 indicates no agreement, 0.01–0.20 as none to slight, 0.21–0.40 as fair, 0.41–0.60 as moderate, 0.61–0.80 as substantial, and 0.81–1.00 as an almost perfect agreement).¹⁶ All statistical analyses were performed using Statistical Package for the Social Sciences (SPSS) version 24.0 (IBM SPSS Corp.; Armonk, NY, USA).¹⁷ Satisfactory results of both the construct validity, internal consistency, and interrater reliability ensure the content validity of this questionnaire.

Results

There were 106 recruited patients based on the inclusion criteria. Table 2 shows the demographic data of this study, where the majority of samples were 51-60 years of age (34.9%). ED distribution of severity is represented well from the patients, in which the most common grade was moderate. Comorbidities among the patients were dominated by hypertension (33.3%) and diabetes mellitus (23.8%). Table 3 shows that the Pearson's "r" value of every question item is significantly higher compared to the Pearson correlation's critical value table. The results indicate an excellent validity based on the Guilford's interpretation of significant correlations' magnitude, in which

Table 3. Pearson Correlation Analysis Results Between Each Item and Total Score

Questions	r Value	P-Value
Q1	0.878	.01
Q2	0.920	.01
Q3	0.929	.01
Q4	0.870	.01
Q5	0.876	.01

the r value of the question items range from high ($r = 0.70-0.90$) to very high ($r = 0.90-1.00$).¹⁴ The Cronbach's α coefficient value indicated a good internal consistency ($\alpha = 0.828$).¹⁵ The Cohen's κ coefficient value displayed an almost perfect agreement between the patient's results and the assessment made by the physicians ($\kappa = 0.879$, $P < .001$).¹⁶ The Indonesian IIEF-5 is available below as a supplementary file.

Discussion

Even though ED has no immediate effect to a person's mortality, the male's sexual organ is considered as a symbol of masculinity and sexual prowess. Thus, it is necessary to properly assess a person's erectile function and sexual problems. Currently, studies focusing on ED in Indonesia are limited.¹⁸ The lack of a standard Indonesian version may contribute to the small number of publications regarding the disease as the original IIEF-15 translated version was only published recently in 2020.¹⁰ The abridged version is considered sufficient for daily clinical practice and has been used extensively. There are a few major differences between IIEF-5 and IIEF-15. The original version comprised of 15 questions reflecting five domains of sexual function: (1) erectile function, (2) orgasmic function, (3) sexual desire, (4) intercourse satisfaction, and (5) overall satisfaction.¹⁹ The shortened version selected the items that best discriminated men with ED, comprising four items from the erectile function domain and one item from intercourse satisfaction.⁸ A few methodological difference can also be seen between the two versions. The IIEF-5 includes a sexual intercourse satisfaction question that is absent from the erectile function domain of the original version. The erectile function domain of the original version consisted of six items. However, the reduction of this particular question item was considered unlikely to reduce a complete response from patients in clinical settings. The items in the abridged version are phrased to reference conditions felt in a 6-month period, whereas the original version has a reference period of 4 weeks. The 6-month reference period in IIEF-5 conforms with the National Institutes of Health reference period for establishing an ED diagnosis. Based on the level of literacy and education level of Indonesian citizens, previous studies reported that one of the minor difficulties in filling the IIEF questionnaire is due to the large number of questions in the original IIEF. As the abridged version only contains five questions, it is expected to be more effective and easily understood by ED patients, especially by the elderly population. In non-native English-speaking countries, a translated and culturally adapted version of a standardized international questionnaire is necessary.²⁰ At the time of this study's conduction, IIEF-5 has been validated and translated into many languages, such as Urdu, Dutch, Brazilian, Ira-

nian, and Malaysian.²¹⁻²⁵ Indonesia has more than 718 regional languages. Nevertheless, more than 90% of the population are able to fluently speak Indonesian. Therefore, an Indonesian version of IIEF would mostly work in the Indonesian population as long as the patient is able to communicate in Indonesian.²⁶ The preliminary phase in this study involved 20 patients, of which one patient did not understand the meaning of the word "*penetrasi*" or penetration, and another asked about the word "*ereksi*" (erection). Upon reviewing and evaluating the issue further, the team decided that no other words were more concise and effective to replace the two words. As the number was insignificantly small, it was concluded that both terms were understood by most respondents. Apart from the misunderstanding of certain words, possible cultural sensitivity issues were anticipated by the physicians, especially in adapting a questionnaire intended for evaluating a sensitive matter.²⁷ Feedbacks regarding certain terms or words that the samples might not be comfortable with were also taken into consideration during the finalization of the questionnaire.

The finalized questionnaire used in 106 samples showed excellent level of validity based on the Pearson's correlation analysis ($r = 0.70-1.00$, $P = .01$).¹³ It is also reliable based on the Cronbach's α value ($\alpha = 0.828$).¹⁵ The validity and reliability of the question items in the Indonesian version are in line with previous validation studies of IIEF-5.^{5,21,22,28-30} The Cohen's κ coefficient result showed that out of 1,000 patients diagnosed with ED by a physician, 879 patients were correctly classified as ED by the patient's self-assessment ($\kappa = 0.879$, $P = .0001$).¹⁶ Therefore, it has a high level of agreement between the physician and the patient, ensuring that each patient's answer is representative of his condition. Overall, these findings suggested that the Indonesian version of IIEF-5 may be used for both research and clinical purposes.

This study was limited by its sampling method, which utilized a consecutive approach in one center as opposed to a large study. Future validation studies should include larger samples from multiple centers and include other population from different cultural and regional backgrounds. The results were, nevertheless, significant as Surabaya, East Java is the second largest province in Indonesia consisting of dominant ethnic groups representing the nation's population.³¹ However, illiterate patients would require an assistance from the physician to answer the questions. This tends to not yield valid results. As long as the patient is literate and able to comprehend the Indonesian language, the accuracy of the assessment provided by the Indonesian IIEF-5 should not be questioned. An assistance for specific group of people would require a different adaptation and validity analysis of the questionnaire. The Indonesian

version of IIEF-5 is a valid and reliable patient-reported outcome measure for evaluating ED in the literate middle-aged and older adult male population in Indonesia.

Ethics Committee Approval: Ethical committee approval was received from the Dr. Soetomo General-Academic Hospital (1723/KEPK/XII/2019).

Informed Consent: Written informed consent was obtained from all participants who participated in this study.

Peer-review: Externally peer-reviewed.

Author Contributions: Concept - T.B.L., F.R.; Design - T.B.L., Y.P.K., F.R.; Supervision - L.H., F.R.; Resources - L.H., F.R., F.R.; Materials - L.H., F.R.; Data Collection and/or Processing - T.B.L., Y.P.K.; Analysis and/or Interpretation - T.B.L., Y.P.K., F.R.; Literature Search - T.B.L., Y.P.K.; Writing Manuscript - T.B.L., Y.P.K., L.H., F.R.; Critical Review - T.B.L., Y.P.K., L.H., F.R.

Acknowledgments: We thank the hospital staff of Dr. Soetomo General-Academic hospital for helping with the conduction of this study.

Conflict of Interest: The authors have no conflicts of interest to declare.

References

- Shiferaw WS, Akalu TY, Petrucka PM, Areri HA, Aynalem YA. Risk factors of erectile dysfunction among diabetes patients in Africa: A systematic review and meta-analysis. *J Clin Transl Endocrinol.* 2020;21:100232. [\[CrossRef\]](#)
- Goldstein I, Goren A, Li VW, Tang WY, Hassan TA. Epidemiology update of erectile dysfunction in eight countries with high burden. *Sex Med Rev.* 2020;8(1):48-58. [\[CrossRef\]](#)
- Kessler A, Sollie S, Challacombe B, Briggs K, Van Hemelrijck M. The global prevalence of erectile dysfunction: A review. *BJU Int.* 2019;124:587-599. [\[CrossRef\]](#)
- Wang W, Fan J, Huang G, et al. Meta-analysis of prevalence of erectile dysfunction in mainland China: Evidence based on epidemiological surveys. *Sex Med.* 2017;5(1):e19-e30. [\[CrossRef\]](#)
- van Kollenburg RAA, de Bruin DM, Wijkstra H. Validation of the electronic version of the international index of erectile function (IIEF-5 and IIEF-15): A crossover study. *J Med Internet Res.* 2019;21(7):e13490. [\[CrossRef\]](#)
- Tsang S, Royse CF, Terkawi AS. Guidelines for developing, translating, and validating a questionnaire in perioperative and pain medicine. *Saudi J Anaesth.* 2017;11(Suppl. 1):S80. [\[CrossRef\]](#)
- Hawkins M, Cheng C, Elsworth GR, Osborne RH. Translation method is validity evidence for construct equivalence: Analysis of secondary data routinely collected during translations of the Health Literacy Questionnaire (HLQ). *BMC Med Res Methodol.* 2020;20(1):13. [\[CrossRef\]](#)
- Neijenhuijs KI, Holtmaat K, Aaronson NK, et al. The international index of erectile function (IIEF)—A systematic review of measurement properties. *J Sex Med.* 2019;16(7):1078-1091. [\[CrossRef\]](#)
- Rosen RC, Cappelleri JC, Smith MD, Lipsky J, Peñ BM. Development and evaluation of an abridged, 5-item version of the International Index of Erectile Function (IIEF-5) as a diagnostic tool for erectile dysfunction. *Int J Impot Res.* 1999;11:319-326. [\[CrossRef\]](#)
- Kloping YP, Muharram FR, Reswari AM. Validity and reliability of the Indonesian version of the International Index of Erectile Function. *J Clin Urol.* 2021;14(2):95-99. [\[CrossRef\]](#)
- Rhoden EL, Telöken C, Sogari PR, Souto CAV. The use of the simplified International Index of Erectile Function (IIEF-5) as a diagnostic tool to study the prevalence of erectile dysfunction. *Int J Impot Res.* 2002;14(4):245-250. [\[CrossRef\]](#)
- Anthoine E, Moret L, Regnault A, Sébille V, Hardouin J-B. Sample size used to validate a scale: A review of publications on newly-developed patient reported outcomes measures. *Health Qual Life Outcomes.* 2014;12(1):1-10. [\[CrossRef\]](#)
- Puth M-T, Neuhäuser M, Ruxton GD. Effective use of Pearson's product-moment correlation coefficient. *Anim Behav.* 2014;93:183-189. [\[CrossRef\]](#)
- Mukaka MM. A guide to appropriate use of correlation coefficient in medical research. *Malawi Med J.* 2012;24(3):69-71.
- Taber KS. The use of Cronbach's alpha when developing and reporting research instruments in science education. *Res Sci Educ.* 2018;48(6):1273-1296. [\[CrossRef\]](#)
- McHugh ML. Interrater reliability: The kappa statistic. *Biochem Med.* 2012;22(3):276-282. [\[CrossRef\]](#)
- Yockey RD. *SPSS® Demystified: A Simple Guide and Reference.* Milton Park: Routledge, 2017.
- Kloping YP, Himawan B, Balti DR. The erection conundrum: Risk factors for erectile dysfunction among middle-aged and elderly men in Lamongan, East Java, Indonesia. *Bali Med J.* 2019;8:613-617.
- Rosen RC, Riley A, Wagner G, et al. The international index of erectile function (IIEF): A multidimensional scale for assessment of erectile dysfunction. *Urology.* 1997;49(6):822-830. [\[CrossRef\]](#)
- Wijaya MC, Kloping YP. Validity and reliability testing of the Indonesian version of the eHealth literacy scale during the COVID-19 pandemic. *Health Informatics J.* 2021;27(1):146045822097546. [\[CrossRef\]](#)
- Mahmood MA, Ur Rehman K, Khan MA, et al. Translation, cross-cultural adaptation, and psychometric validation of the 5-item International Index of Erectile Function (IIEF-5) into Urdu. *J Sex Med.* 2012;9(7):1883-1886. [\[CrossRef\]](#)
- Utomo E, Blok BF, Pastoor H, et al. The measurement properties of the five-item International Index of Erectile Function (IIEF-5): A Dutch validation study. *Andrology.* 2015;3(6):1154-1159. [\[CrossRef\]](#)
- Pakpour AH, Zeidi IM, Yekaninejad MS, Burri A. Validation of a translated and culturally adapted Iranian version of the international index of erectile function. *J Sex Marital Ther.* 2014;40(6):541-551. [\[CrossRef\]](#)
- González AI, Sties SW, Wittkopf PG, et al. Validação do Índice Internacional de Função Erétil (IIFE) para uso no Brasil. *Arq Bras Cardiol.* 2013;101(2):176-181.
- Quek KF, Low WY, Razaack AH, Chua CB, Loh CS. Reliability and validity of the Malay version of the International Index of Erectile Function (IIEF-15) in the Malaysian population. *Int J Impot Res.* 2002;14(4):310-315. [\[CrossRef\]](#)
- Atmawati D. Javanese language shift in the coastal area of special region of Yogyakarta province. *Int J Mod Lang Appl Linguist.* 2020;4(4):33-47. [\[CrossRef\]](#)
- Rosenfeld B, Imai K, Shapiro JN. An empirical validation study of popular survey methodologies for sensitive questions. *Am J Pol Sci.* 2016;60(3):783-802. [\[CrossRef\]](#)

28. Shamloul R, Ghanem H, Abou-Zeid A. Validity of the Arabic version of the sexual health inventory for men among Egyptians. *Int J Impot Res.* 2004;16(5):452-455. [\[CrossRef\]](#)
29. Lim TO, Das A, Rampal S, et al. Cross-cultural adaptation and validation of the English version of the International Index of Erectile Function (IIEF) for use in Malaysia. *Int J Impot Res.* 2003;15(5):329-336. [\[CrossRef\]](#)
30. Otim D. *Validation of the IIEF-5 questionnaire in a clinic population* at Aga Khan University Hospital, Nairobi. 2017.
31. Firman T. Demographic patterns of Indonesia's urbanization, 2000–2010: Continuity and change at the macro level. In *Contemporary Demographic Transformations in China, India and Indonesia*. Berlin/Heidelberg: Springer, 2016: 255-269.