

A fractional model for the dynamics of competition between commercial and rural banks in Indonesia

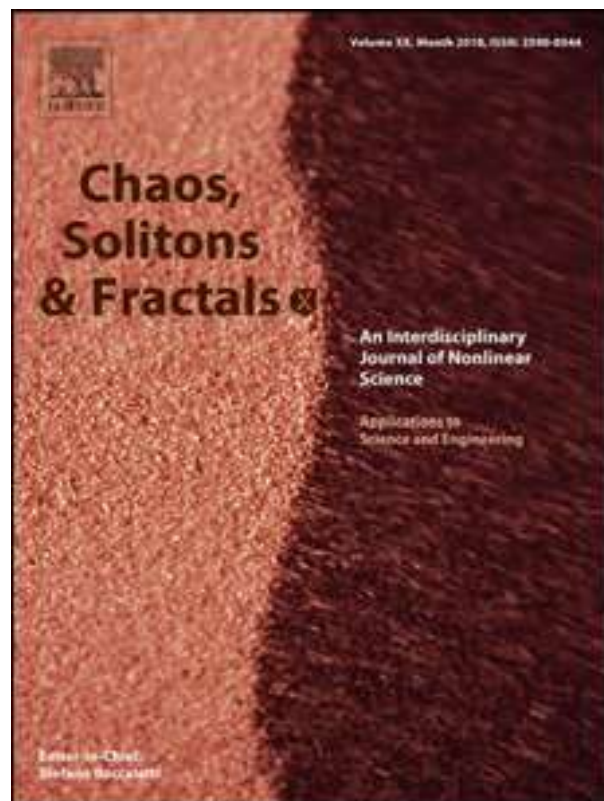
Fatmawati , Muhammad Altaf Khan , Muftiyatul Azizah, Windarto, Saif Ullah

<https://doi.org/10.1016/j.chaos.2019.02.009>

ISSN: 0960-0779

Volume 122

Pages 1-292 (May 2019)



Documents

Export Date: 27 Nov 2022

Search:

- 1) Fatmawati, Khan, M.A., Azizah, M., Windarto, Ullah, S.
[A fractional model for the dynamics of competition between commercial and rural banks in Indonesia](#)
(2019) Chaos, Solitons and Fractals, 122, pp. 32-46. Cited 39 times.
- 1) <https://www.scopus.com/inward/record.uri?eid=2-s2.0-85063100050&doi=10.1016%2fj.chaos.2019.02.009&partnerID=40&md5=>
DOI: 10.1016/j.chaos.2019.02.009

Document Type: Article

Publication Stage: Final

Source: Scopus



Source details

Chaos, Solitons and Fractals

Scopus coverage years: from 1991 to Present

Publisher: Elsevier

ISSN: 0960-0779

Subject area: [Mathematics: Mathematical Physics](#) [Mathematics: General Mathematics](#) [Mathematics: Applied Mathematics](#)
[Physics and Astronomy: Statistical and Nonlinear Physics](#) [Physics and Astronomy: General Physics and Astronomy](#)

Source type: Journal

CiteScore 2021
9.9

SJR 2021
1.647

SNIP 2021
2.289

[View all documents >](#) [Set document alert](#) [Save to source list](#) [Source Homepage](#)

[CiteScore](#) [CiteScore rank & trend](#) [Scopus content coverage](#)

i Improved CiteScore methodology

CiteScore 2021 counts the citations received in 2018-2021 to articles, reviews, conference papers, book chapters and data papers published in 2018-2021, and divides this by the number of publications published in 2018-2021. [Learn more >](#)

CiteScore 2021 ▼

$$9.9 = \frac{27,194 \text{ Citations 2018 - 2021}}{2,759 \text{ Documents 2018 - 2021}}$$

Calculated on 05 May, 2022

CiteScoreTracker 2022 ⓘ

$$11.0 = \frac{36,881 \text{ Citations to date}}{3,348 \text{ Documents to date}}$$

Last updated on 05 November, 2022 • Updated monthly

CiteScore rank 2021 ⓘ

Category	Rank	Percentile
Mathematics		
Mathematical Physics	#1/77	99th
Mathematics		
General Mathematics	#5/391	98th
Mathematics		

[View CiteScore methodology >](#) [CiteScore FAQ >](#) [Add CiteScore to your site](#)

About Scopus

[What is Scopus](#)

[Content coverage](#)

[Scopus blog](#)

[Scopus API](#)

[Privacy matters](#)

Language

[日本語版を表示する](#)

[查看简体中文版本](#)

[查看繁體中文版本](#)

[Просмотр версии на русском языке](#)

Customer Service

[Help](#)

[Tutorials](#)

[Contact us](#)

ELSEVIER

[Terms and conditions](#) ↗ [Privacy policy](#) ↗

Copyright © Elsevier B.V. ↗. All rights reserved. Scopus® is a registered trademark of Elsevier B.V.

We use cookies to help provide and enhance our service and tailor content. By continuing, you agree to the use of cookies ↗.



also developed by scimago:



SCIMAGO INSTITUTIONS RANKINGS



Scimago Journal & Country Rank

Enter Journal Title, ISSN or Publisher Name



- Home
- Journal Rankings
- Country Rankings
- Viz Tools
- Help
- About Us

Chaos, Solitons and Fractals

Country [United Kingdom](#) - [SIR Ranking of United Kingdom](#)

Subject Area and Category [Mathematics](#)
[Mathematics \(miscellaneous\)](#)

Publisher [Elsevier Ltd.](#)

Publication type Journals

ISSN 09600779

Coverage 1991-ongoing

Scope Chaos, Solitons & Fractals provides a medium for the rapid publication of full length original papers, short communications, reviews and tutorial articles in the following subjects:- deterministic chaos and fractals, bifurcation and singularity theory, stability theory, soliton and coherent phenomena, formation of pattern, evolution, complexity theory, neural networks, particle physics, environmental science, earthquake seismology & engineering, relativity, quantum mechanics and nanotechnology. Contributions on both fundamental and applied studies are welcome, but the emphasis of the journal will be on applications in the following fields.

[? Homepage](#)

[Join the conversation about this journal](#)

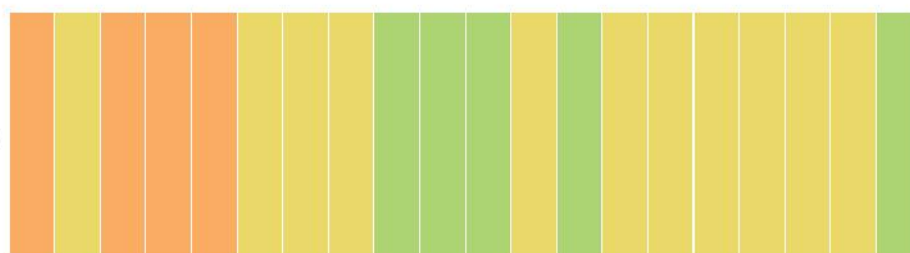
126

H Index

Quartiles

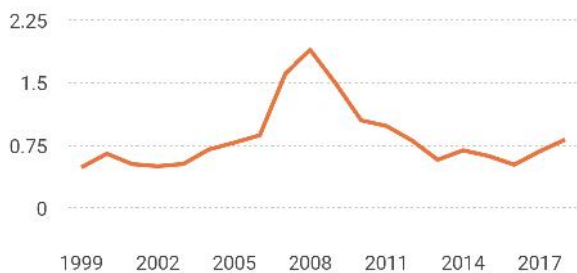


Mathematics (miscellaneous)



1999 2001 2003 2005 2007 2009 2011 2013 2015 2017

SJR



1999 2002 2005 2008 2011 2014 2017

Citations per document

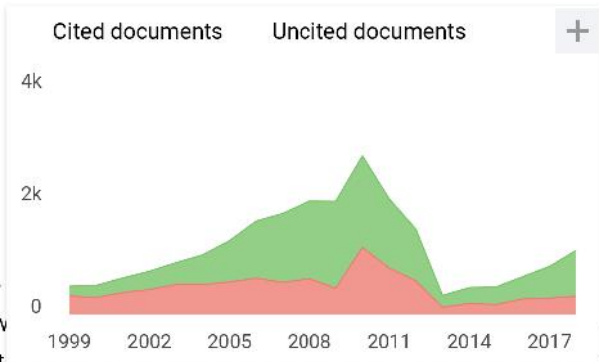
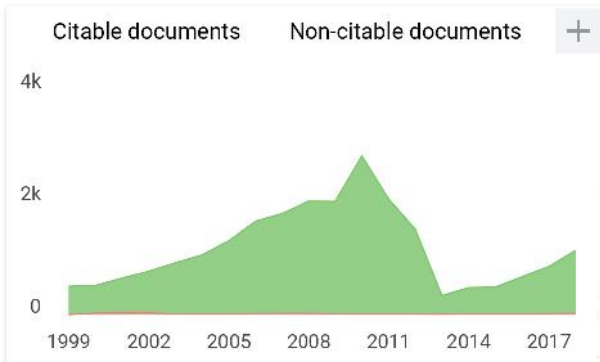
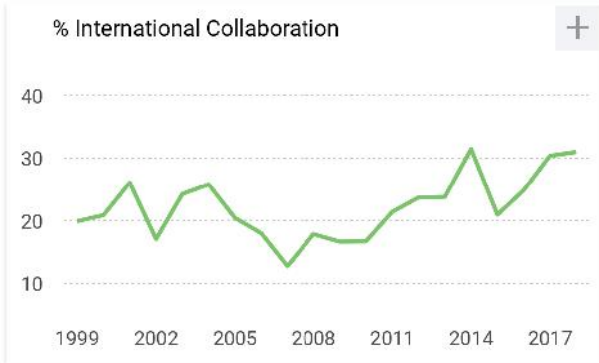
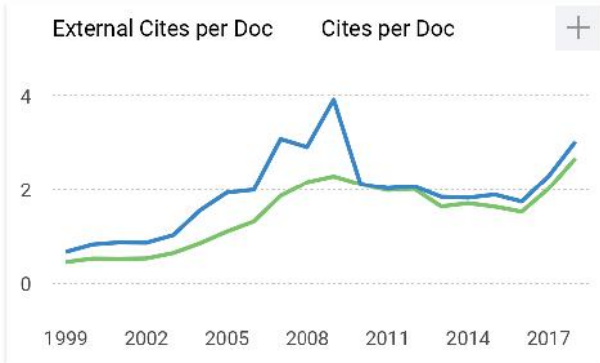


1.4 2.1 2.8 3.5 4.2

Total Cites **Self-Cites**



8k



channels with your editor.

Chaos, Solitons and Fractals

← Show this widget in your own website

Q1

Mathematics (miscellaneous)

best quartile

SJR 2018

0.82


powered by scimagojr.com

Just copy the code below and paste within your html code:

```
<a href="https://www.scimagojr.com/journalsearch.php?q=25347&tip=sid&clean=0">Chaos, Solitons and Fractals</a>
```


by:

Powered by:



Follow us on @ScimagoJR

Scimago Lab, Copyright 2007-2019. Data Source: Scopus®





Chaos, Solitons & Fractals

[Articles in press](#) [Latest issue](#) [Article collections](#) [All issues](#) [Submit your article](#) ↗

[Search in this journal](#)



Journal info

[Aims and scope](#) [Editorial board](#)

Chaos, Solitons & Fractals aims to be the leading journal in the interdisciplinary field of **Nonlinear Science**.

It encourages the submission of high-quality articles (under the form of short communications, regular papers, and review papers) concerning the **fundamentals** of the following subjects:

1. nonlinear dynamics and non-equilibrium processes in physics and applied mathematics;
2. complex matter and networks;
3. biophysics, systems biology and computational biology;
4. fluctuations and random processes;
5. artificial intelligence, machine learning and big data analytics;
6. self-organization and emergent phenomena;
7. applications to social science, engineering and econophysics.

The journal can only accept papers whose primary subject area lies within the above Aims & Scope.

In particular, please take notice of the following, additional, criteria:

In order to be acceptable, manuscripts of more **mathematical nature** should have a clear and explicit connection to **physical insight or new qualitative features**. The word "Solitons" should be understood as a label especially **extended to all nonlinear integrable systems in complex natural phenomena**. The paper should not bear on some explicit formulae, some standard solutions, constructions, or asymptotic methods. The journal is interested in articles providing strong insights in the **mathematical theory of fractals** that are profound for an important **particular application**, especially in **complex systems**. Numerical computations should only assist the developed results. The submitted Manuscripts should contain presentations which are a) of **interdisciplinary interest**, b) easily **accessible also to a non-specialized-audience**, and c) written **in an excellent English style**.

Notice that if the above criteria are not fulfilled, submissions may be desk-rejected by the Journal's Editors without being sent to reviewers.

ISSN: 0960-0779

Copyright © 2020 Elsevier Ltd. All rights reserved

ELSEVIER

[About ScienceDirect](#) [Remote access](#) [Shopping cart](#) [Advertise](#) [Contact and support](#) [Terms and conditions](#) [Privacy policy](#)

We use cookies to help provide and enhance our service and tailor content and ads. By continuing you agree to the [use of cookies](#).

Copyright © 2020 Elsevier B.V. or its licensors or contributors. ScienceDirect® is a registered trademark of Elsevier B.V.

ScienceDirect® is a registered trademark of Elsevier B.V.

 RELX™



Chaos, Solitons & Fractals

[Articles in press](#) [Latest issue](#) [Article collections](#) [All issues](#) [Submit your article](#) ↗

[Search in this journal](#)



Journal info

[Aims and scope](#) [Editorial board](#)

Editor-in-Chief

Dr. Stefano Boccaletti

Research Institute of Complex Systems National Research Council, via Madonna del Piano, 10, 50019, Florence, Italy

Editors

Dr. Ravindra Amritkar

Physical Research Laboratory, Ahmedabad, India

Synchronization Complex networks; Time series analysis; Characterization of chaos (fractal dimension, f - α etc.); Extreme events; Nonlinear dynamics in dissipative systems and applications

Prof. Dr. Abdon Atangana

University of the Free State Faculty of Natural and Agricultural Sciences, Bloemfontein, South Africa

Methods and application of nonlinear equations, Fractional calculus and their applications to real world problems, Application of partial, ordinary and fractional differential equation to groundwater problems, Perturbation and asymptotic methods, Iteration methods for differential equations, Numerical method for partial differential equations, Numerical methods for ordinary differential equations, Analytical methods for partial differential equation, Analytical methods for ordinary differential equation, Integral transforms, Groundwater flow models, Groundwater transport models

Professor Christian Beck

Queen Mary University of London School of Mathematical Science, London, United Kingdom

Dynamical systems; Statistical mechanics; Fractals and multifractals; Spatio-temporal chaos; Turbulence; Stochastic modelling; Complexity science

Prof. Dr. Stelios Bekiros

European University Institute Department of Economics, Fiesole, Italy

Econometrics; Chaotic dynamics; Extreme value theory; Machine learning; Bayesian statistics; Wavelets; Kalman filtering; DSGE modeling; Behavioral economics; Monetary economics; Econophysics; Complex systems

Dr. Mauro Bologna

University of Tarapaca, Arica, Chile

Hydrodynamics; Mathematical physics; Fractional calculus; Lévy processes; Magnetohydrodynamics

Dr. Mattia Frasca

University of Catania Department of Electrical Electronical Engineering and Computer Science, Catania, Italy

Control of complex systems; Engineering applications of chaos; Nonlinear dynamics and chaos; Coupled dynamical systems

Dr. Alexander E. Hramov

Yuri Gagarin State Technical University of Saratov Department of Robotics and Mechatronics, Saratov, Russian Federation

Dr. Dong-Uk Hwang

National Institute for Mathematical Sciences, Daejeon, Korea, Republic of

Dr. Sarika Jalan

Indian Institute of Technology Indore Complex Systems Lab, Indore, India

Dr. Stefano Lepri

Research Institute of Complex Systems National Research Council, Florence, Italy

Nonlinear dynamics and Non-equilibrium processes in physics, Statistical physics, Complex systems

Professor Boris A. Malomed, D. Sc.

Tel Aviv University Department of Physical Electronics, Tel Aviv, Israel

Solitons; nonlinear waves; nonlinear optics and photonics; matter waves; Bose-Einstein condensates; nonlinear patterns in dissipative media;

Ginzburg-Landau equations

Professor Cristina Masoller, PhD

Polytechnic University of Catalonia, Barcelona, Spain

time series, complex systems, nonlinear dynamics, laser dynamics, climate dynamics

Professor Gabriel B. Mindlin, PhD

University of Buenos Aires Department of Physics, Buenos Aires, Argentina

nonlinear dynamics, sound production, computational neuroscience, bifurcations

Professor Yamir Moreno

University of Zaragoza Institute of Biocomputation and Physics of Complex Systems, Zaragoza, Spain

Professor Matjaž Perc

University of Maribor Faculty of Natural Science and Mathematics, Maribor, Slovenia

Statistical physics; Complex systems; Evolutionary game theory; Cooperation; Network science; Data analysis; Cyclic dominance; Social systems;

Stochastic processes

Dr. Awadhesh Prasad

University of Delhi Department of Physics and Astrophysics, New Delhi, India

Low dimensional systems; Forced systems; Coupled oscillators: synchronization and amplitude death

Professor Bernardo Spagnolo

University of Palermo Department of Physics and Chemistry, Palermo, Italy

Nonequilibrium Statistical Mechanics for Classical and Quantum Physical Systems, and Physics of Complex Systems in Interdisciplinary

applications; Noise-induced phenomena in physical, biological and financial complex systems; Anomalous diffusion and Lévy flights; Transient

dynamics in Josephson junctions; Spintronics

Dr. Raul Toral

Institute for Cross-Disciplinary Physics and Complex Systems, Palma, Spain

Statistical Physics, Complex Systems, Stochastic Processes and Noise, Stochastic Numerical Methods (Langevin, Monte Carlo, etc.), Noise-induced

Transitions, Agent-based Systems and applications to Social Dynamics.

Dr. Trong Tuong Truong

Laboratory of Theoretical Physics and Modeling, Cergy-Pontoise Cedex, France

Integrable systems - Solitons; Inverse Problems for Imaging - Radon transforms; Quantum Theory - Anyons and anharmonic oscillators

Professor Sandro Vaienti

Centre for Theoretical Physics, Marseille, France

Ergodic theory; Statistical properties of dynamical systems; Decay of correlations and limit theorems; Extreme value theory; Random dynamical

systems

Dr. Zhen Wang

Kyushu University Interdisciplinary Graduate School of Engineering Sciences, Kasuga, Japan

Evolutionary game; Prey-predator dynamics; Disease spreading; Behavior epidemiology; Synchronization; Complex network (structure and dynamics); Social dynamics and online social network; System optimization and control; Metapopulation; Climate change research; Routing traffic; Traffic flow; Nonlinear and interdisciplinary physics

Focus Issue Editor

Professor Stefano Galatolo

University of Pisa Faculty of Mathematics, Pisa, Italy

Dynamical systems; Ergodic theory and statistical properties; Numerical methods; Algorithms

Associate Editors

Professor Jose' Alves

University of Porto Department of Mathematics, Porto, Portugal

Nonuniformly hyperbolic dynamics; Ergodic theory; Impulsive semiflows

Dr. Wael Bahsoun

Loughborough University School of Mathematical Sciences, Loughborough, United Kingdom

Professor Luis Barreira

University of Lisbon Higher Technical Institute Department of Mathematics, Lisboa, Portugal

Differential equations; Dynamical systems; Ergodic theory

Dr. Ginestra Bianconi

Queen Mary University of London School of Mathematical Science, London, United Kingdom

Statistical mechanics; Networks; Complex systems; Critical phenomena; Disordered systems; Inference problems; Spin models; Biological systems; Social networks

Dr. Jean-Marie Billbault

National Center for Scientific Research Laboratory of Electronics Computer Science and Image, Paris, France

Dr. Maide Bucolo

University of Catania Department of Electrical Electronical Engineering and Computer Science, Catania, Italy

Dr. Anna Carbone

University of Turin Department of Physics, Torino, Italy

Professor Giuseppe Carbone

Polytechnic University of Bari Department of Mechanical Engineering Mathematics and Management, Bari, Italy

Professor Marcel Clerc

University of Chile Department of Geophysics, Santiago, Chile

Nonlinear Physics, Nonlinear Optic, Stochastic process, Bifurcation and Dynamical Systems Theory.

Professor Regino Criado

King Juan Carlos University Department of Applied Mathematics Science and Engineering of Materials and Electronics Technology, Madrid, Spain

Complex networks structure and dynamics; Complex systems; Social networks; Graph theory

Dr. Alexander Dubkov

Lobachevsky State University of Nizhni Novgorod Faculty of Radiophysics, Nizhniy Novgorod, Russian Federation

Noise-induced phenomena in complex dynamical systems Non-equilibrium thermodynamics and fluctuation-dissipation relations Anomalous diffusion, Levy flights and Levy walks Turbulence, fractals and scaling

Dr. Igor Franović

University of Belgrade, Serbia

Dr. Jorge Milhazes de Freitas

University of Porto Department of Mathematics, Porto, Portugal

Ergodic Theory; Extreme Value Theory and applications to dynamical systems; Recurrence; Statistical and stochastic stability; Decay of correlations; Large deviations; Limiting laws; Point processes

Dr. Lucia Valentina Gambuzza

University of Catania Department of Electrical Electronic Engineering and Computer Science, Catania, Italy

Dr. Thomas Gilbert

ULB Department of Physics, Bruxelles, Belgium

Dr. Emile Franc Goufo Doungmo

University of South Africa, Pretoria, South Africa

Dr. Shuguang Guan

East China Normal University Department of Physics, Shanghai, China

Nonlinear dynamics; Chaos control and synchronization; Pattern formation; Synchronization in networks; Complex networks; Network modelling and analysis

Dr. Jana Rodriguez Hertz

Southern University of Science and Technology, Department of Mathematics, Shenzhen, China

Hyperbolicity, Smooth dynamics, Integrability, Ergodic Theory

Dr. Mikhail Ivanchenko

Nijni Novgorod State University, Department of Applied Mathematics, Nizhny Novgorod Oblast, Russian Federation

Dr. Marko Jusup

Tokyo Institute of Technology, Tokyo Tech World Research Hub Initiative (WRHI), Institute of Innovative Research, Kanagawa, Japan

Dr. Damian Kelty-Stephen

Grinnell College, Grinnell, Iowa, United States

Dr. Alexander Kitaev

St Petersburg Department of Steklov Mathematical Institute of Russian Academy of Sciences, St. Petersburg, Russian Federation

Integrable systems; Ordinary differential equations and special functions

Dr. Salim Lahmiri

Concordia University John Molson School of Business, Montreal, Quebec, Canada

Dr. Claudia Lainscsek

Salk Institute for Biological Studies Computational Neurobiology Laboratory, La Jolla, California, United States

Dr. Xavier Leoncini

Centre for Theoretical Physics, Marseille, France

Professor Yongyao Li

Foshan University School of Physics and Optoelectronic Engineering, Foshan, China

Dr. Sylvain Mangiarotti

Institute of Development Research, Marseille, France

Theory of nonlinear dynamical systems and chaos modelling from observational data; Applications to environmental behaviors as observed in situ or from space, with a special focus on biosphere (vegetation, ecology, epidemiology) and hydrosphere (karstic springs, ground water, snow)

Dr. Ludovico Minati

Tokyo Institute of Technology Institute of Innovative Research, Tokyo, Japan

Dr. Jan Nagler

Frankfurt School of Finance and Management Deep Dynamics Group, Frankfurt, Germany

Stochastic systems, with applications at the interface between physics, biology, sociology and economics, in particular phase transitions and tipping points, ergodicity breaking and estimation of risk in uncertain environments

Prof. Dr. Andrey Pankratov

Institute for Physics of Microstructures Russian Academy of Science, Nizhny Novgorod, Russian Federation
Noise and fluctuations in dynamical systems and, in particular, in Josephson electronic devices

Dr. David Papo
Cognitive and Affective Sciences Laboratory, Lille, France

Dr. Paolo Paradisi
Alessandro Faedo Institute of Science and Technology National Research Council, Pisa, Italy

Dr. Eugene Postnikov
Kursk State University, Department of Physics and Nanotechnology, Kursk Oblast, Russian Federation

Professor Miguel Romance del Rio
King Juan Carlos University Department of Applied Mathematics Science and Engineering of Materials and Electronics Technology, Madrid, Spain

Dr. Hiroki Takahasi
Keio University Faculty of Science and Technology Graduate School of Science and Technology Department of Mathematics, Yokohama, Japan

Dr. Bruno Otávio Teixeira
Federal University of Minas Gerais Department of Electronic Engineering, BELO HORIZONTE, Brazil

Dr. Davide Valenti
University of Palermo Department of Physics and Chemistry, Palermo, Italy
Non-Equilibrium Statistical Mechanics in classic and quantum physical systems: - stochastic processes and noise induced effects in nonlinear systems; - Josephson junctions; - dynamics of quantum particles in bistable potentials; - models of Population Dynamics with applications to Complex Systems: spatio-temporal dynamics of phytoplankton in marine environment; bacterial growth; - noise effects and stabilizing role of fluctuations (volatility) in financial markets (Econophysics)

Dr. Claudia Valls
University of Lisbon, Lisboa, Portugal
ODEs; Hyperbolicity; Integrability

Dr. Cheng Yi Xia
Tianjin University of Technology School of Computer Science and Engineering, Tianjin, China
Evolutionary game theory; Epidemic disease spreading; Behavior epidemiology; Network science (structure and dynamics); Mutli-agent Systems ; Social dynamics and online social network; System modeling, optimization and control.

Dr. Denis Zakharov
HSE University, Centre for Cognition & Decision Making of Higher School of Economics, Moskva, Russian Federation

Managing Editor

Dr. Jelena Petrovic
University of Belgrade, Belgrade, Serbia

Honorary Editors

Professor Maurice Courbage
University Paris 7 Denis Diderot, Theory of Complex Systems, Paris, France

Professor Paolo Grigolini
University of North Texas, Denton, United States

Editorial Board Members

Dr. Leonid Bunimovich
Georgia Institute of Technology School of Mathematics, Atlanta, Georgia, United States

Dr. Bernard Cazelles

University College Paris Department of Biology, Paris, France

Dr. Mario Chavez

Pitie Salpetriere Hospital, Inst. of Brain and Spinal Cord, Paris, France

Dr. Pierre Collet

Theoretical Physics Research Centre, Palaiseau, France

Dr. Jean-Louis Deneubourg

ULB Unit of Social Ecology, Bruxelles, Belgium

Dr. Alain Destexhe

National Center for Scientific Research, Lab. for Computational Neuroscience, Gif-sur-Yvette, France

Dr. Leone Fronzoni

University of Pisa Department of Physics, Pisa, Italy

Dr. Jesus Gomez-Gardeñes

University of Zaragoza Department of Condensed Matter Physics, Zaragoza, Spain

Professor Sergey Gonchenko

Lobachevsky State University of Nizhni Novgorod Institute of Information Technology Mathematics and Mechanics, Nizhniy Novgorod, Russian Federation

Dr. Kostya Khanin

University of Toronto Department of Mathematics, Toronto, Ontario, Canada

Professor Roberto Livi

University of Florence Interdepartmental Research Centre for the Study of Complex Dynamics, Sesto Fiorentino, Italy

Dr. Francesco Mainardi

University of Bologna Department of Physics and Astronomy, Bologna, Italy

Professor Adilson E. Motter

Northwestern University Department of Physics and Astronomy, Evanston, Illinois, United States

Professor Vladimir I. Nekorkin

Institute of Applied Physics RAS, Nizhniy Novgorod, Russian Federation

Professor Francesco Pellicano

University of Modena and Reggio Emilia Department of Engineering Enzo Ferrari, Modena, Italy

Professor Yakov B. Pesin

Penn State Department of Mathematics, University Park, Pennsylvania, United States

Professor Mikhail Rabinovich

University of California San Diego BioCircuits Institute, La Jolla, California, United States

Professor Linda Reichl

The University of Texas at Austin Department of Physics, Austin, Texas, United States

Professor Joerg Schmeling

Lund University Centre for Mathematical Sciences, Lund, Sweden

Professor Didier Sornette

Swiss Federal Institute of Technology Department of Management Technology and Economics, Zurich, Switzerland

Dr. Lev Tsimring

University of California San Diego BioCircuits Institute, La Jolla, California, United States

Dr. Bruce J. West
Duke University Department of Physics, Durham, North Carolina, United States

Dr. Lai-Sang Young
New York University Courant Institute of Mathematical Sciences, New York, New York, United States

Founding Editor

M.S. El Naschie

ISSN: 0960-0779

Copyright © 2020 Elsevier Ltd. All rights reserved

ELSEVIER [About ScienceDirect](#) [Remote access](#) [Shopping cart](#) [Advertise](#) [Contact and support](#) [Terms and conditions](#) [Privacy policy](#)

We use cookies to help provide and enhance our service and tailor content and ads. By continuing you agree to the [use of cookies](#).

Copyright © 2020 Elsevier B.V. or its licensors or contributors. ScienceDirect® is a registered trademark of Elsevier B.V.

ScienceDirect® is a registered trademark of Elsevier B.V.





ScienceDirect

Chaos, Solitons & Fractals

[Articles in press](#)[Latest issue](#)[Article collections](#)[All issues](#)[Submit your article ↗](#)[Search in this journal](#)

Volume 122

Pages 1-292 (May 2019)

[Download full issue](#)[← Previous vol/issue](#)[Next vol/issue >](#)

Receive an update when the latest issues in this journal are published

[Sign in to set up alerts](#)

Full text access

Editorial Board

Page ii

[Download PDF](#)*Regular Articles*

Research article Full text access

Improvement of traffic flux with introduction of a new lane-change protocol supported by Intelligent Traffic System

Jun Tanimoto, Xie An

Pages 1-5

[Download PDF](#) Article preview

Research article Full text access

Nonlinear dynamics and chaos in micro/nanoelectromechanical beam resonators actuated by two-sided electrodes

André Gusso, Ricardo L. Viana, Amanda C. Mathias, Iberê L. Caldas

Pages 6-16

[Download PDF](#) Article preview

Research article Full text access

The NLS(n, n) equation: Multi-hump compactons and their stability and interaction scenarios

Zhenya Yan

Pages 25-31

[Download PDF](#) Article preview

Research article Full text access

A fractional model for the dynamics of competition between commercial and rural banks in Indonesia

Fatmawati, Muhammad Altaf Khan, Muftiyatul Azizah, Windarto, Saif Ullah

Pages 32-46

[Download PDF](#) Article preview 

Research article Full text access

Grey Lotka–Volterra models with application to cryptocurrencies adoption

P. Gatabazi, J.C. Mba, E. Pindza, C. Labuschagne

Pages 47-57

[Download PDF](#) Article preview 

Research article Full text access

Degenerating the butterfly attractor in a plasma perturbation model using nonlinear controllers

Hayder Natiq, Santo Banerjee, A.P. Misra, M.R.M. Said

Pages 58-68

[Download PDF](#) Article preview 

Research article Full text access

Dynamical effects of memristive load on peak current mode buck-boost switching converter

Bocheng Bao, Xi Zhang, Han Bao, Pingye Wu, ... Mo Chen

Pages 69-79

[Download PDF](#) Article preview 

Research article Full text access

Chaos-assisted localization and delocalization of a particle in a driven optical lattice

Qing liu, Hao Chen, Wenhua Hai

Pages 80-88

[Download PDF](#) Article preview 

Research article Full text access

Behavioural study of symbiosis dynamics via the Caputo and Atangana–Baleanu fractional derivatives

Kolade M. Owolabi

Pages 89-101

[Download PDF](#) Article preview 

Research article Full text access

Efficiency of long-range navigation on Treelike fractals

Moein Khajehnejad

Pages 102-110

[Download PDF](#) Article preview 

Research article Full text access

Modeling chickenpox disease with fractional derivatives: From caputo to atangana-baleanu

Sania Qureshi, Abdullahi Yusuf

Pages 111-118

[Download PDF](#) Article preview 

Research article Full text access

Stability analysis and numerical solutions of fractional order HIV/AIDS model

Aziz Khan, J.F. Gómez-Aguilar, Tahir Saeed Khan, Hasib Khan

Pages 119-128

[Download PDF](#) Article preview 

Research article Full text access

Investigating small-world and scale-free structure of earthquake networks in Greece

D. Chorozoglou, E. Papadimitriou, D. Kugiumtzis

Pages 143-152

[Download PDF](#) Article preview 

Research article Full text access

On the pricing of exotic options: A new closed-form valuation approach

Stelios Bekiros, Dimitra Kouloumpou

Pages 153-162

[Download PDF](#) Article preview 

Research article Full text access

High harmonic generation and the billiards

D.R. Mašović

Pages 163-171

[Download PDF](#) Article preview 

Research article Full text access

On predefined-time synchronisation of chaotic systems

Carlos Alberto Anguiano-Gijón, Aldo Jonathan Muñoz-Vázquez, Juan Diego Sánchez-Torres, Gerardo Romero-Galván, Fernando Martínez-Reyes

Pages 172-178

[Download PDF](#) Article preview 

Research article Full text access

Probabilistic response analysis for a class of nonlinear vibro-impact oscillator with bilateral constraints under colored noise excitation

Di Liu, Junlin Li, Yu Meng

Pages 179-188

[Download PDF](#) Article preview 

Research article Full text access

Robustness analysis of partially interdependent networks with different coupling preferences and multicluster functional nodes in VCMS

Yong Yin, Jiming Sa, Qiong Liu, Chaoyong Zhang, Jian Zhou

Pages 189-195

[Download PDF](#) Article preview 

Research article Full text access

Asymptotic formula on average path length in a hierarchical scale-free network with fractal structure

Qian Zhang, Yumei Xue, Daohua Wang, Min Niu

Pages 196-201

[Download PDF](#) Article preview 

Research article Full text access

Coveting neighbors' wisdom promotes cooperation in structured populations

Ran Yang, Kaipeng Hu, Chunpeng Du, Yini Geng, Lei Shi

Pages 202-205

[Download PDF](#) Article preview 

Research article Full text access

Coupled fractal dynamics via Meir–Keeler operators

Adrian Petruşel, Gabriela Petruşel

Pages 206-212

[Download PDF](#) Article preview 

Research article Full text access

Explicit impacts of harvesting in delayed predator-prey models

Binandita Barman, Bapan Ghosh

Pages 213-228

[Download PDF](#) Article preview 

Research article Full text access

Bifurcation and bio-economic analysis of a prey-generalist predator model with Holling type IV functional response and nonlinear age-selective prey harvesting

Jyotiska Datta, Debaldev Jana, Ranjit Kumar Upadhyay

Pages 229-235

[Download PDF](#) Article preview 

Research article Full text access

A novel track control for Lorenz system with single state feedback

Richie Gao

Pages 236-244

[Download PDF](#) Article preview 

Research article Full text access

Nonlinear dynamics of an origami wheel with shape memory alloy actuators

Larissa M. Fonseca, Guilherme V. Rodrigues, Marcelo A. Savi, Alberto Paiva

Pages 245-261

[Download PDF](#) Article preview 

Research article Full text access

Rogue breather modes: Topological sectors, and the 'belt-trick', in a one-dimensional ferromagnetic spin chain

O.R. Rahul, S. Muruges

Pages 262-269

[Download PDF](#) Article preview 

Research article Full text access

Nonlinear planetary-synoptic wave interaction under generalized beta effect and its solutions

Ruigang Zhang, Quansheng Liu, Liangui Yang, Jian Song

Pages 270-280

[Download PDF](#) Article preview 

Research article Full text access

Emergence of turbulent epochs in oil prices

Josselin Garnier, Knut Solna
Pages 281-292

[Download PDF](#) Article preview 

Special section on 'Fractional differential and integral operators with non-singular and non-local kern' edited by Prof. Abdon Atangana, Prof. Jose Francisco Gomez Aguila, Prof. Kolade Owolabi Matthew, Prof. Jordan Hristov

Review article Full text access

A new fractional analysis on the polluted lakes system

Necdet BİLDİK, Sinan DENİZ

Pages 17-24

[Download PDF](#) Article preview 

Research article Full text access

Optimal control problem for variable-order fractional differential systems with time delay involving Atangana–Baleanu derivatives

G.M. Bahaa

Pages 129-142

[Download PDF](#) Article preview 

ISSN: 0960-0779

Copyright © 2020 Elsevier Ltd. All rights reserved


ELSEVIER [About ScienceDirect](#) [Remote access](#) [Shopping cart](#) [Advertise](#) [Contact and support](#) [Terms and conditions](#) [Privacy policy](#)

We use cookies to help provide and enhance our service and tailor content and ads. By continuing you agree to the [use of cookies](#).

Copyright © 2020 Elsevier B.V. or its licensors or contributors. ScienceDirect® is a registered trademark of Elsevier B.V.

ScienceDirect® is a registered trademark of Elsevier B.V.

 RELX™



A fractional model for the dynamics of competition between commercial and rural banks in Indonesia

Fatmawati^{a,*}, Muhammad Altaf Khan^b, Muftiyatul Azizah^a, Windarto^a, Saif Ullah^c

^a Department of Mathematics, Faculty of Science and Technology, Universitas Airlangga, Surabaya 60115, Indonesia

^b Department of Mathematics, City University of Science and Information Technology, Peshawar, KP 25000, Pakistan

^c Department of Mathematics, University of Peshawar, Peshawar, KP, Pakistan

ARTICLE INFO

Article history:

Received 17 October 2018

Revised 7 January 2019

Accepted 19 February 2019

Keywords:

Competition model

Real data

Parameter estimation

Genetic algorithm

Atangana–Baleanu (A–B) derivative

Caputo derivative

ABSTRACT

In the present paper, we propose a mathematical model that describes the dynamics of competition between commercial and rural banks in Indonesia through two different fractional operators Atangana–Baleanu and Caputo. We present a parameter estimation of the Lotka–Volterra competition model by using the genetic algorithm method. Parameter estimation is done based on annual profit data of commercial and rural banks in Indonesia. The estimation results capable to predict the profit of commercial and rural banks every year which is not much different from the real data. Next, the competition model between commercial and rural banks in Indonesia is explored in the fractional sense of Atangana–Baleanu and Caputo derivative. The fractional model is examined through the Atangana–Baleanu and Caputo fractional derivative and present the results. A recent numerical procedure is used to obtain the graphical results using various values of the fractional order parameter for the dynamics of the model. A comparison of both the operators for various values of the fractional order parameters are given. We discussed briefly the results and then summarized briefly in section conclusion.

© 2019 Elsevier Ltd. All rights reserved.

1. Introduction

Banks are the business entities that collecting funds from the people of a particular region, area or country and save it and then distribute this funds to the public of that particular area etc in the form of credit or in cash for many different aspects to improve the lifestyle of inhabitants [1]. The bank's business is not only as a store of funds and lenders but also a tool for the government to stabilize monetary and encourage the national economic growth rate. According to Act of The Republic of Indonesia Number 10 of 1998 concerning banking, the types of banks consist of commercial bank and rural bank [1].

The commercial bank is the bank that carries out business activities conventionally or based on Syariah Principles which in their activities provide services in payment traffic. In providing banking services, its business activities can be conventional, such as banks that apply in general, but can also be based on Islamic principles based on Islamic religious norms [1]. Commercial banks aim to support the implementation of national development in order to improve equity, economic growth and national stability towards increasing the welfare of the people [2].

Definition of rural bank in accordance with Act No. 10 of 1998 concerning banking is a bank conducting business activities conventionally or based on Syariah principles which in its activities do not provide services in payment traffic. Business activities undertaken by the rural bank are very limited compared to commercial banks, which only includes the collection of funds from the public in the form of time deposits, savings, credit, and place funds in the form of Bank Indonesia Certificates. Rural banks are not allowed to accept deposits in the form of demand deposits, participate in payment traffic, conduct business activities in foreign currencies, conduct equity participation and conduct insurance business [3].

Based on Indonesian banking statistics published by the Financial Services Authority, the number of commercial banks in Indonesia is less than the number of rural banks [4]. This is because commercial bank activities are more than those of rural banks. Even though, the profit of commercial banks is greater than the profit of rural banks. Although rural banks have lower profits compared to commercial banks, rural banks can still survive to develop their products [4]. Products issued by commercial banks and rural banks are not much different, so there will be a competition to get customers.

The competition between commercial banks and rural banks in Indonesia can be analyzed through the Lotka–Volterra competition model. The Lotka–Volterra model was first introduced by

* Corresponding author.

E-mail address: fatmawati@fst.unair.ac.id.

Alfred J. Lotka and Vito Volterra in 1920. Lotka–Volterra competition equation is a model that describes the competition of two species to obtain food sources. This competition can occur between the same species and different species. Lotka–Volterra competition model is a modification of the logistics model and can be used to predict the outcome of a competition [5]. In recent years, the Lotka–Volterra equation has been used to analyze the competition of market shares such as mobile phone market [6], technological forecasting market [7,8] and also operating systems market [9,10]. The author in [11] has been studied banking system using a three-level Lotka–Volterra model.

A mathematical model cannot be interpreted in real cases if the parameter values of the model is unknown. The first aim of this paper is to estimate the parameter values of the competition model between commercial banks and rural banks in Indonesia. Parameter estimation is based on annual profit data of commercial banks and rural banks in Indonesia from 2004 to 2014. The parameter estimation technique can be done by using the genetic algorithm optimization method. The value of the guessing parameter will be used to solve the numerical solution of the model, then it will be matched against the real data using the objective function of absolute error. We use the genetic algorithm to minimize the error. The genetic algorithm is a branch of artificial intelligence in the form of optimization and search techniques based on the principles of genetics and selection. This algorithm can be used to find solutions to problems with one or many variables, both continuous and discrete problems, and not only provide a single solution [12]. The genetic algorithm method has been previously applied to estimate parameters of the non-linear ordinary differential equations system model [9,13–15].

Fractional order (FO) derivatives and fractional integrals have been an important concept in the study of fractional calculus and have been used as a useful tool in the modeling of a various complex problem which is unable through classical integer derivative. Due to various reasons, the model with FO is more useful than the ordinary order derivative. For example, the FO models have the property of memory and hereditary properties and gives a reasonable fitting to the real incidence cases of diseases and other data of experimental, see the reference [16]. The author's in [16] used a TB model with fractional order and using the real incidence cases and compare the results with fractional order parameter by using various values of the fractional order parameter. Further, FO models are more helpful, gives deeper information to explore the complexity of the system and allow greater degrees of freedom in the model. The idea of classical FO derivatives and related work has been presented in [17] and is applied in various systems with memory which exists in most biological systems including Lotka–Volterra model [18–22]. The classical Caputo FO derivative has a serious disadvantage that their kernel has a singularity and therefore cannot accurately describe the various real-world phenomenon. To avoid this inconvenience, a new FO operator is known as Caputo-Fabrizio (CF) based on generalized exponent law with the non-singular kernel is presented in [23]. In recent years a number of models using CF operator in various fields have been developed which can be found in [24–26]. In the recent era, a new fractional derivative that could address better the local dynamics of the models and the behavior of crossover for many realistic situations a Mittag-Leffler the concept is used in Atangana and Baleanu [27]. In this new invention regarding the fractional operator, that is the Atangana–Baleanu derivative [27] it is shown that it has non-local and non-singular and it is proven in many applications of models that applied this derivative to realistic problems which show the effectiveness of the operator [28,29]. Further application of the Atangana–Baleanu derivative and their properties have been discussed in detail in [30–32]. For example, a new derivative with Mittag Leffler functions has been dis-

cussed in detail in [30]. A series of solutions for fractional operators using Mittag-Leffler functions are analyzed briefly in [31]. Further, a vector-borne disease model with the application of the newly Atangana–Baleanu derivative is proposed by the authors in [32] and the numerical results are provided which is show the importance of the new operators.

The authors are inspired by this new operator which is applied to many real-life problems and aims to develop a new fractional Lotka–Volterra model to study the dynamics of competition between commercial and rural banks in Indonesia using real data. The model parameters are fitted from the real data published by the Financial Services Authority Republic of Indonesia from 2004 to 2014 [4], using a genetic algorithm. Further sections are organized as follows: The fundamental concepts of the fractional derivative are given in Section 2. We formulate the model and discuss the basic results associated to it in Section 3. In Section 4, parameter estimation is explored. Iterative solution and numerical simulations are given in Section 5. Finally, the present work is concluded in Section 6.

2. Basic concepts of A–B derivative and Caputo derivative

In this section, we provide a basic concept of Caputo and A–B derivative. Initially, we recall the basic concept of Caputo derivative and the relevant results in the following [17,33,34].

Definition 1. For a function $g : R^+ \rightarrow R$ one can write the fractional integral of order $\alpha > 0$ as

$$I_t^\alpha (h(t)) = \frac{1}{\Gamma(\alpha)} \int_0^t (t - \chi)^{\alpha-1} h(\chi) d\chi,$$

where the symbol shows the Γ function.

Definition 2. For a function $h \in C^n$ of order α , the Caputo fractional order derivative can be shown as

$${}^C D_t^\alpha (h(t)) = I^{n-\alpha} D^n h(t) = \frac{1}{\Gamma(n-\alpha)} \int_0^t \frac{h^n(\chi)}{(t-\chi)^{\alpha+n-1}} d\chi,$$

where $n - 1 < \alpha < n \in N$.

Now we present the basic definitions of A-B fractional derivative which will be used later in our study [27].

Definition 3. Suppose $h \in F^1(a, b)$, $b > a$, $\alpha \in [0, 1]$ then in Caputo sense the newly fractional derivative can be written as follows:

$${}^{AB} D_t^\alpha (h(t)) = \frac{B(\alpha)}{1-\alpha} \int_a^t h'(\chi) E_\alpha \left[-\alpha \frac{(t-\chi)^\alpha}{1-\alpha} \right] d\chi.$$

Definition 4. Consider $h \in F^1(a, b)$, $b > a$, $\alpha \in [0, 1]$, (not necessary differentiable) then, in Riemann–Liouville (ABR) sense, one can express the newly derivative knows as Atangana–Baleanu fractional derivative as is follows:

$${}^{ABR} D_t^\alpha (h(t)) = \frac{B(\alpha)}{1-\alpha} \frac{d}{dt} \int_a^t h(\chi) E_\alpha \left[-\alpha \frac{(t-\chi)^\alpha}{1-\alpha} \right] d\chi.$$

Definition 5. For the Atangana–Baleanu fractional derivative one can express the fractional integral with non local kernel as follows:

$${}^{AB} I_t^\alpha (h(t)) = \frac{1-\alpha}{B(\alpha)} h(t) + \frac{\alpha}{B(\alpha)\Gamma(\alpha)} \int_a^t h(y)(t-y)^{\alpha-1} dy.$$

We obtain the initial function and the classical integral respectively, when the fractional order is zero and 1.

Theorem 1 [27]. On $[a, b]$, the following inequality holds for f when the function h is continuous on $[a, b]$.

$$\| {}^{ABR} D_t^\alpha (h(t)) \| < \frac{B(\alpha)}{1-\alpha} \| h(x) \|, \text{ where } \| h(x) \| = \max_{a \leq x \leq b} |h(x)|. \tag{1}$$

Theorem 2 [27]. *Atangana–Baleanu and Atanagana–Balwanu-R derivatives both fulfill the condition Lipschitz given in the following:*

$$\| {}_a^{AB}D_t^\alpha h_1(t) - {}_a^{ABC}D_t^\alpha h_2(t) \| < K \| h_1(t) - h_2(t) \|, \tag{2}$$

also for ABR derivative we have

$$\| {}_a^{ABR}D_t^\alpha h_1(t) - {}_a^{ABR}D_t^\alpha h_2(t) \| < K \| h_1(t) - h_2(t) \| . \tag{3}$$

Theorem 3 [27]. *For the FDE*

$${}_a^{AB}D_t^\alpha h(t) = s(t), \tag{4}$$

one can obtain a unique solution by using the inverse Laplace transform and the convolution result [27]:

$$h(t) = \frac{1 - \alpha}{AB(\alpha)}s(t) + \frac{\alpha}{AB(\alpha)\Gamma(\alpha)} \int_a^t s(\xi)(t - \xi)^{\alpha-1}d\xi. \tag{5}$$

3. Methods

In this section, we discuss the Lotka–Volterra model which use to describe the competition between commercial banks and rural banks in Indonesia. We then explain the genetic algorithm method to fit profit data of commercial banks and rural banks in Indonesia. We also give the annual profit data source from 2004 to 2014.

3.1. Lotka–Volterra model

Lotka–Volterra model approach to capturing the competition between the commercial bank and rural bank in Indonesia consists of two components (populations), namely profits of commercial bank (x_1) and profits of rural bank (x_2). The assumptions used to build the model are as follows

1. Population growth is assumed to grow logistically.
2. The annual profit of commercial banks and rural banks is limited.

It follows from the discussions above, the dynamics of competition between commercial banks and rural banks in Indonesia can be expressed in the following differential equations:

$$\begin{aligned} \frac{dx_1}{dt} &= R_1x_1 \left(1 - \frac{x_1}{K_1} \right) - \alpha_1x_1x_2, \\ \frac{dx_2}{dt} &= R_2x_2 \left(1 - \frac{x_2}{K_2} \right) - \alpha_2x_1x_2, \end{aligned} \tag{6}$$

with R_1 and R_2 are the growth rates of profit for commercial and rural banks respectively, α_1, α_2 are the coefficients of commercial and rural banks respectively, while K_1 and K_2 are the maximum profit of the commercial and rural banks respectively. Based on the model (6), the unknown parameter values are six parameters, namely $R_1, K_1, R_2, K_2, \alpha_1$ and α_2 . These parameters will be estimated in value using genetic algorithms.

3.2. Model with Atangana–Baleanu derivative

Researchers have suggested several mathematical tools called differential operators. Some have been known to depict processes following the power law. However, the one with the power law was not able to capture a dynamical system in different layers, for instance, a problem that follows at the same time power law and exponential decay law. The mathematical operator based on power law does not also capture in particular statistical setting like, for instance, the Gaussian distribution which is observed in many physical problems like the one under investigation. Thus some new differential operators have been suggested like the Caputo–Fabrizio derivative that is able to capture fading memory, and the Atangana–Baleanu fractional derivative that is able to capture a waiting time displaying power law and exponential decay. Additionally, this operator possesses some statistical setting as was revealed that the operator can describe physical problem presenting

some Gaussian behavior. More importantly, the Atangana–Baleanu derivative can capture accurately the random walk and also the Brownian motion which is a great achievement in the field of the fractional differential operator. We, therefore, use this operator in this paper to include into the mathematical model the cross-over behavior in waiting time distribution and more precisely we give the model the property of queueing since the generalized Mittag-Leffler possesses it. Another important reason relies on the fact that, there is a beginning and an end to model, however, the power law kernel is equipped with the artificial singularity that renders each model singular even those with no sign of the singularity.

Therefore, based on these discussions, we feel that the newly derivative is appropriate to apply on our proposed problem (6). So, we reformulate the above model (6) by replacing classical integer order derivative by A–B fractional derivative of order α . The resulting Lotka–Volterra fractional model with A–B derivative is as follows:

$$\begin{aligned} {}_0^{AB}D_t^\alpha x_1 &= R_1x_1 \left(1 - \frac{x_1}{K_1} \right) - \alpha_1x_1x_2, \\ {}_0^{AB}D_t^\alpha x_2 &= R_2x_2 \left(1 - \frac{x_2}{K_2} \right) - \alpha_2x_1x_2. \end{aligned} \tag{7}$$

3.3. Model with Caputo derivative

We express the model (6) in Caputo derivative as given by,

$$\begin{aligned} {}_0^CD_t^\alpha x_1 &= R_1x_1 \left(1 - \frac{x_1}{K_1} \right) - \alpha_1x_1x_2, \\ {}_0^CD_t^\alpha x_2 &= R_2x_2 \left(1 - \frac{x_2}{K_2} \right) - \alpha_2x_1x_2. \end{aligned} \tag{8}$$

3.4. Data of profit commercial and rural bank

The Indonesia Banking Statistic published by the Financial Services Authority Republic of Indonesia is a publication media that provides data of Indonesia Banking [4]. The data used in the Indonesian Banking Statistics is derive from commercial bank monthly reports, and rural bank monthly reports. Based on Financial Services Authority, we use the annual profit data of commercial banks and rural banks in Indonesia from 2004 to 2014 to estimate parameters of the model (6) [4]. The complete data can be seen in Fig. 1.

3.5. Genetic algorithm estimation

Genetic Algorithm (GA) is an optimization and search technique based on the principles of genetics and natural selection [12]. Genes are basic instructions for building GA. Genes can represent a problem variable. Solutions are represented by chromosomes (individuals) [35]. The population is a collection of chromosomes. Chromosomes are formed in each generation and then evaluated using several measures of cost function. The cost function of a chromosome in GA is the value of the objective function of the phenotype. Selection is a process that randomly selects chromosomes from the population according to the value of the cost function. The higher cost function will give chromosomes a higher chance of being selected. The selection process selects two mains from the population for crossing. The purpose of selection is to choose good chromosomes in a population that are expected to have offspring who have higher fitness [35]. Crossover is the process of crossing between two parents to get a new chromosome that inherits the properties of the two parents, while mutation is a random process of changing some individual traits that produce new genetic structures [36].

The parameter estimation procedure for the model (6) using GA is as follows

- a. Determine the maximum generation number (n_{gen}), population size (n_{pop}), crossover probability (P_c), mutation

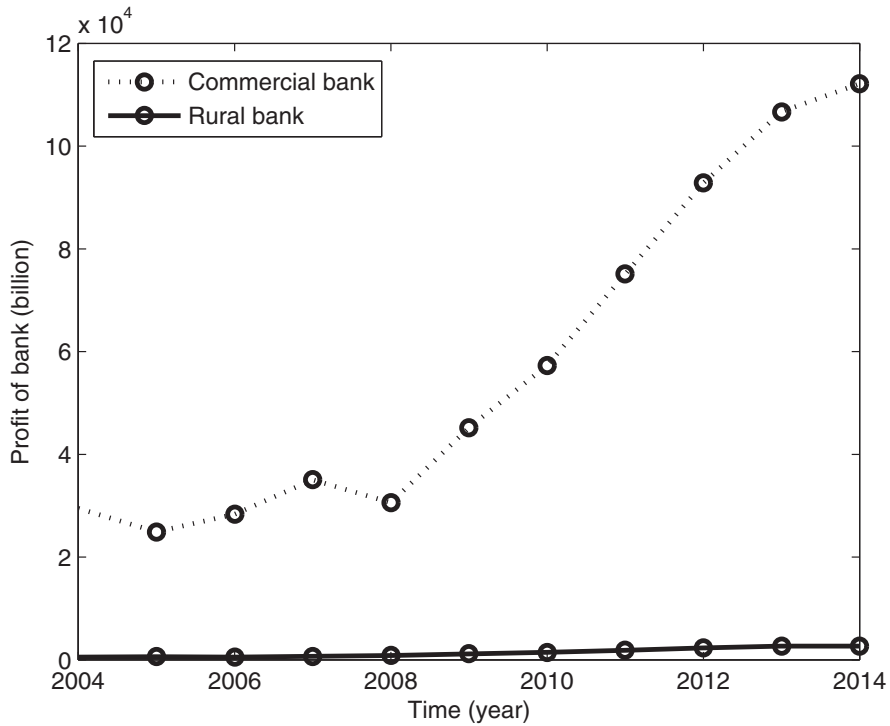


Fig. 1. Profit of commercial and rural bank.

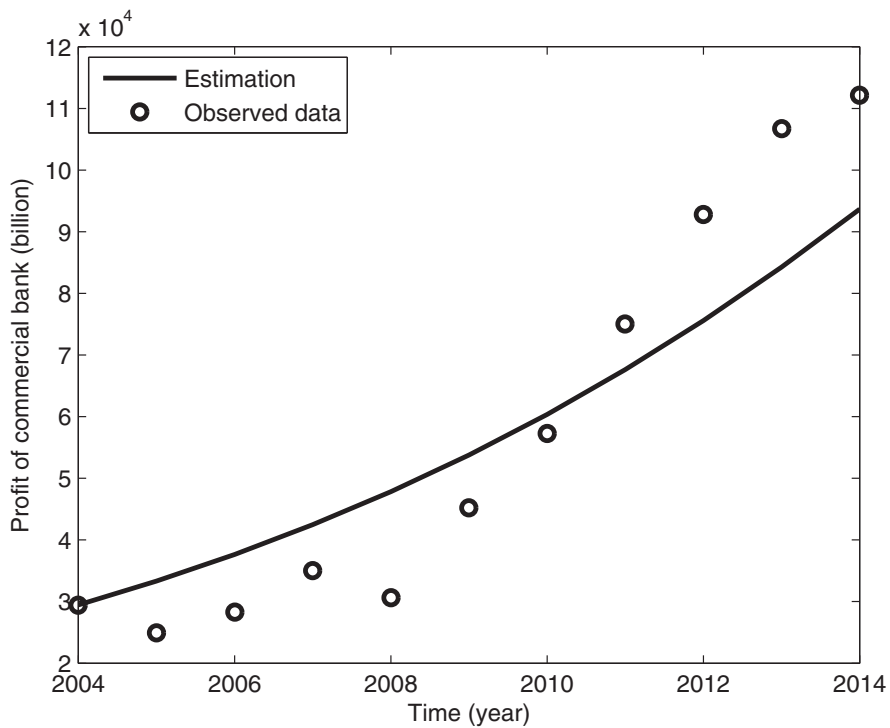


Fig. 2. Estimated profit of commercial bank to the data.

probability (P_m). Crossover probability is the proportion of the population in the current generation that is maintained in the next generation. The probability of crossover is chosen as 0.5.

- b. Generate chromosome elements in intervals [0,1] as many parameters as estimated, and continue to be raised as much as n_{pop} . The chromosomes are formed, made as the initial population.

- c. Evaluate the value of the objective function for each chromosome in the population. The value of the objective function used is to minimize

$$e = \frac{1}{2n} \sum_{i=1}^n \left(\left| \frac{\hat{x}_{1,i} - x_{1,i}}{x_{1,i}} \right| + \left| \frac{\hat{x}_{2,i} - x_{2,i}}{x_{2,i}} \right| \right), \quad (9)$$

with n is the number of data, $x_{1,i}$ and $x_{2,i}$ is the real data profit of commercial and rural bank respectively, while $\hat{x}_{1,i}$ and $\hat{x}_{2,i}$ is

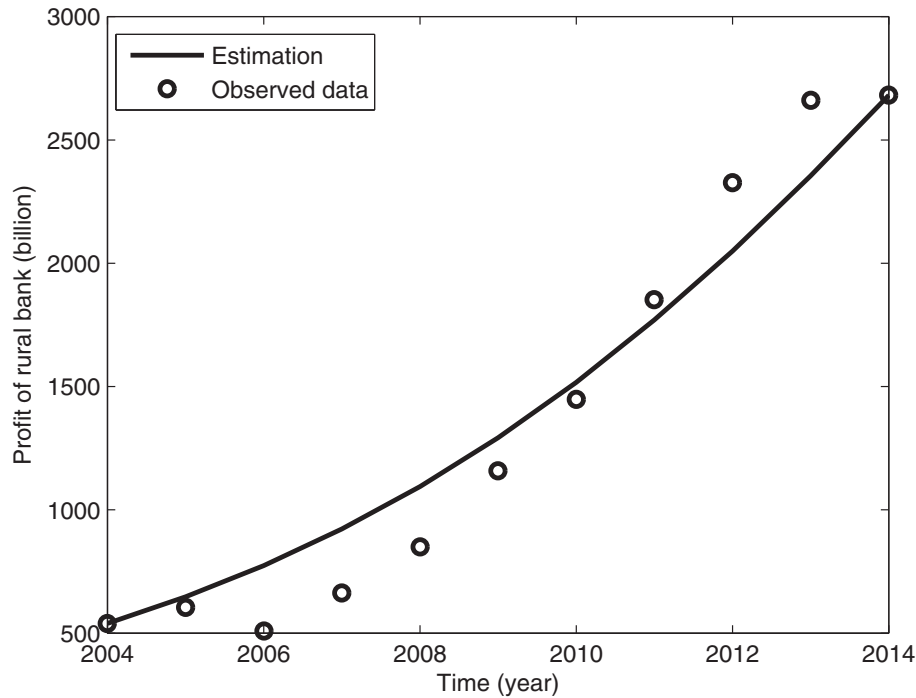


Fig. 3. Estimated profit of rural bank to the data.

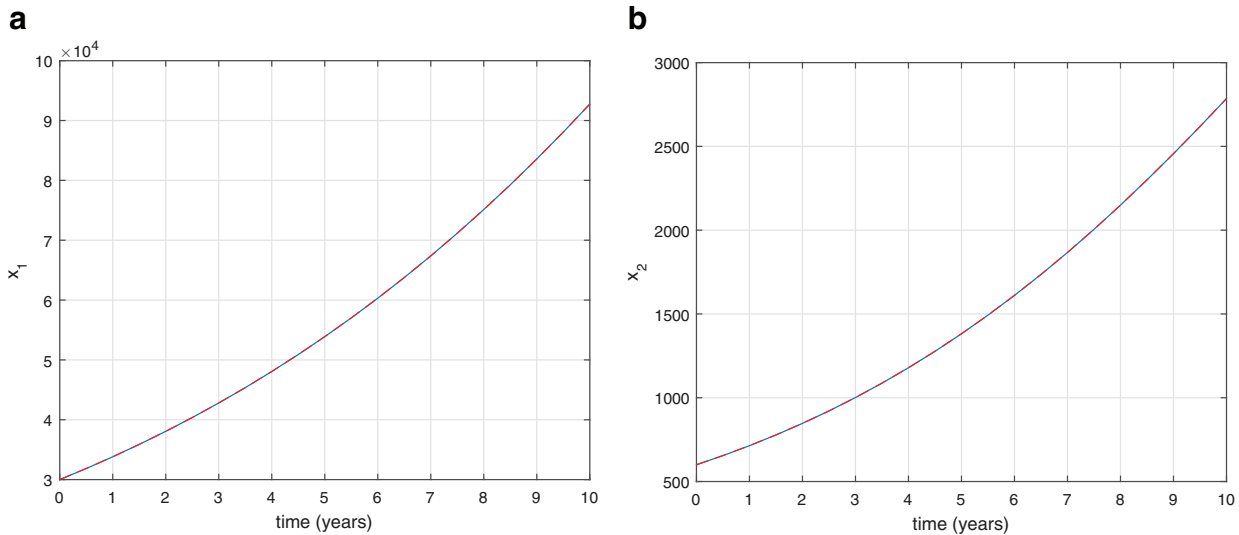


Fig. 4. The behavior of x_1 and x_2 for $\alpha = 1$.

the component of the solution of the differential Eq. (6) using the Runge–Kutta method.

- d. Calculates the value of the objective function for each individual based on Eq. (9).
- e. Select a number of individuals in the population to become individual parent sub-populations.
- f. Choose a number of pairs obtained from individual parent sub-populations. The selection of pairs in this case uses the Roulette-Wheel method.
- g. Perform a crossover process by looking for a parent chromosome that produces random values between 0 and 1. Offspring can be generated from the parent chromosome.
- h. Perform a random mutation process for a number of individuals for variable division (genes) in the population.
- i. Stop the algorithm process after the maximum number of generations is reached. If not, go back to step d.

4. Parameter estimation of Lotka–Volterra model

The parameter estimation process in the mathematical model approach to the dynamics of competition between commercial banks and rural banks in Indonesia consists of six genes. The first gene represents the parameter R_1 , the second gene represents the parameter α_1 , the third gene represents the parameter K_1 , the fourth gene represents the parameter R_2 , the fifth gene represents the parameter α_2 and the sixth gene represents the parameter K_2 . The parameter values is selected if the mean of relative error (9) has minimum value. Here, the mean of relative error in Eq. (9) is chosen as the cost function in the implementation of GA.

In this paper, $npop$ is used for 100 populations to get results that are close to the optimum results. Furthermore, for the probability of crossing probability, $xrate$, and the probability of mutation is not specifically determined. For practical purposes, the

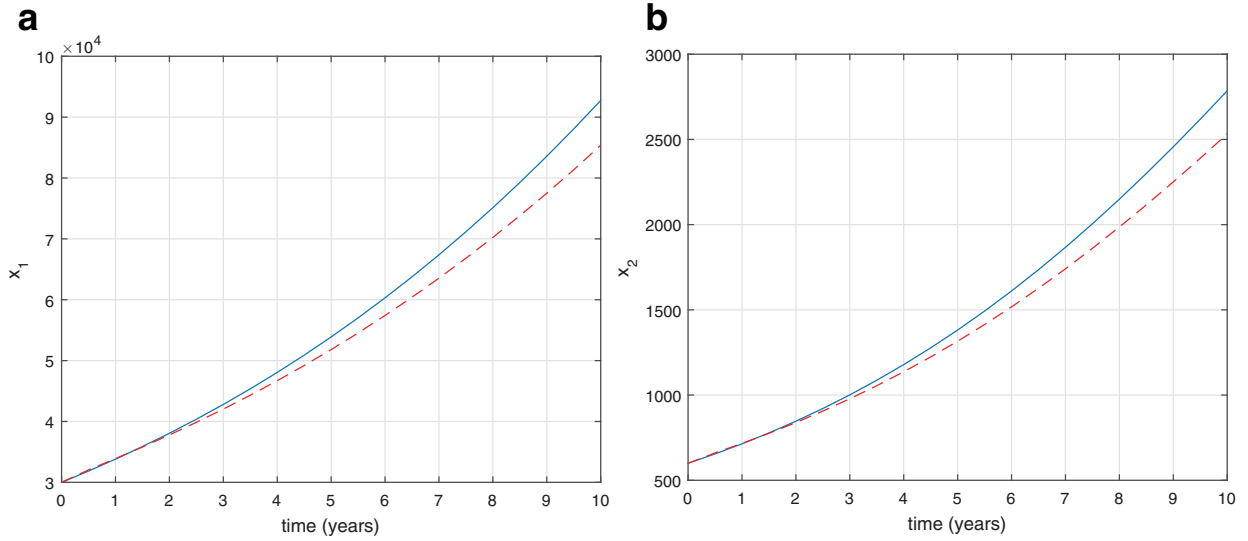


Fig. 5. The behavior of x_1 and x_2 for $\alpha = 0.95$.

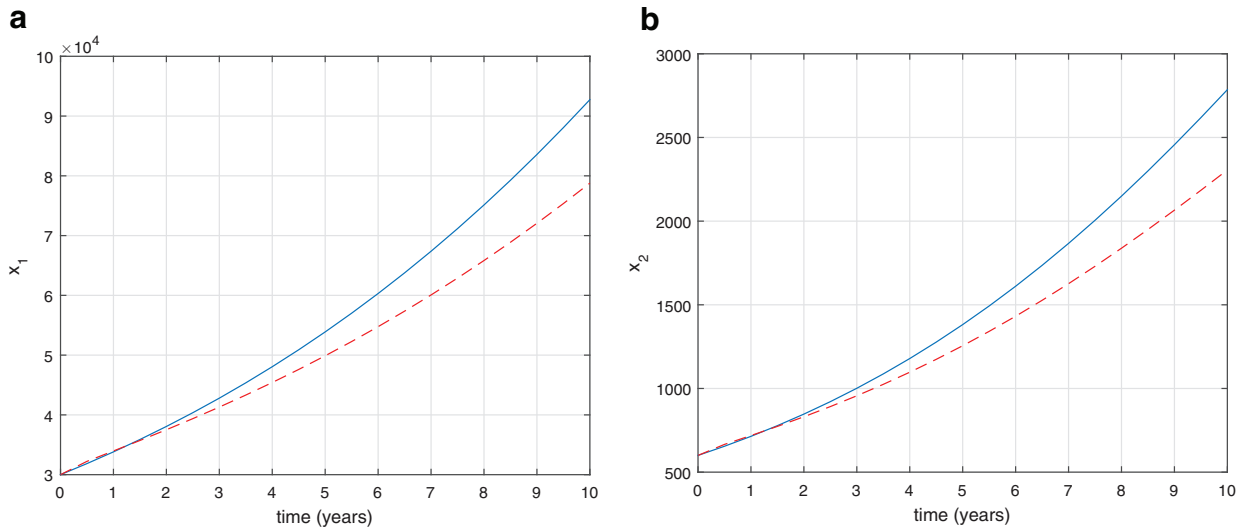


Fig. 6. The behavior of x_1 and x_2 for $\alpha = 0.90$.

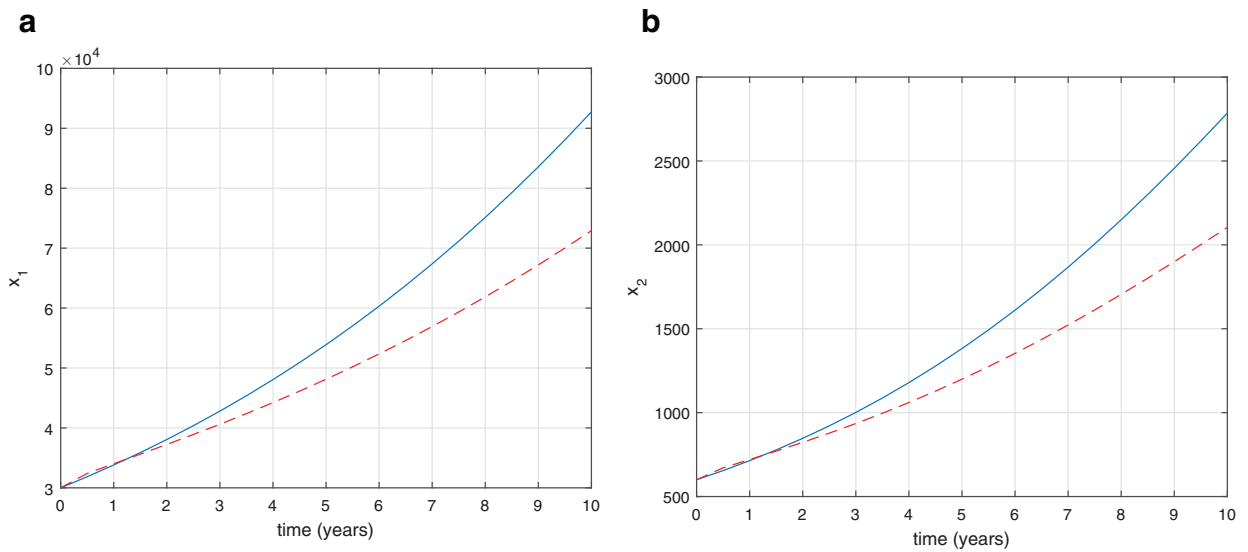


Fig. 7. The behavior of x_1 and x_2 for $\alpha = 0.85$.

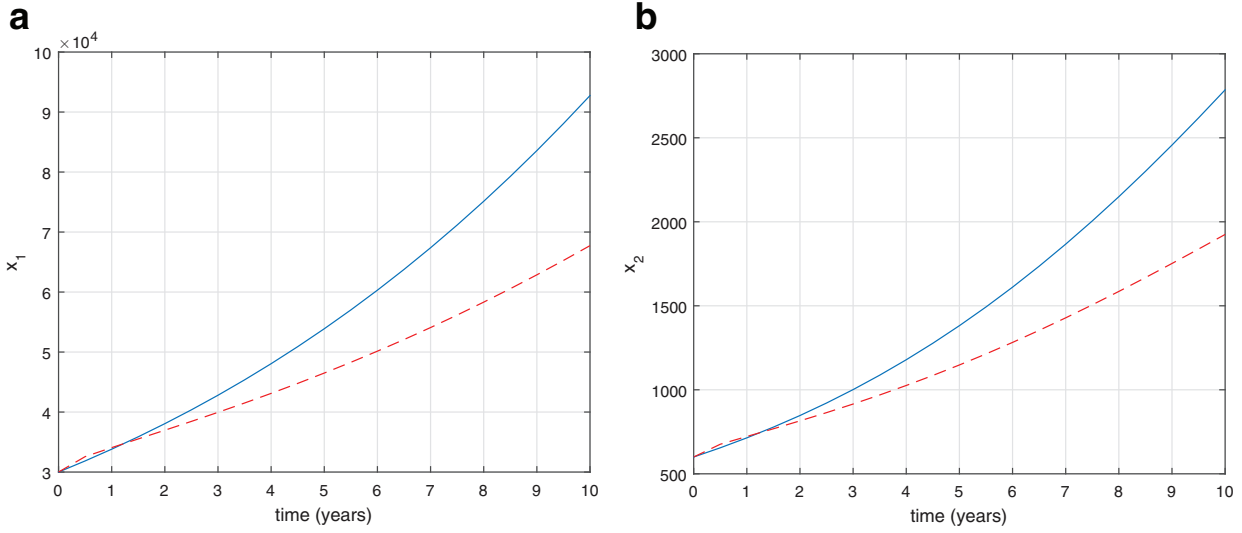


Fig. 8. The behavior of x_1 and x_2 for $\alpha = 0.80$.

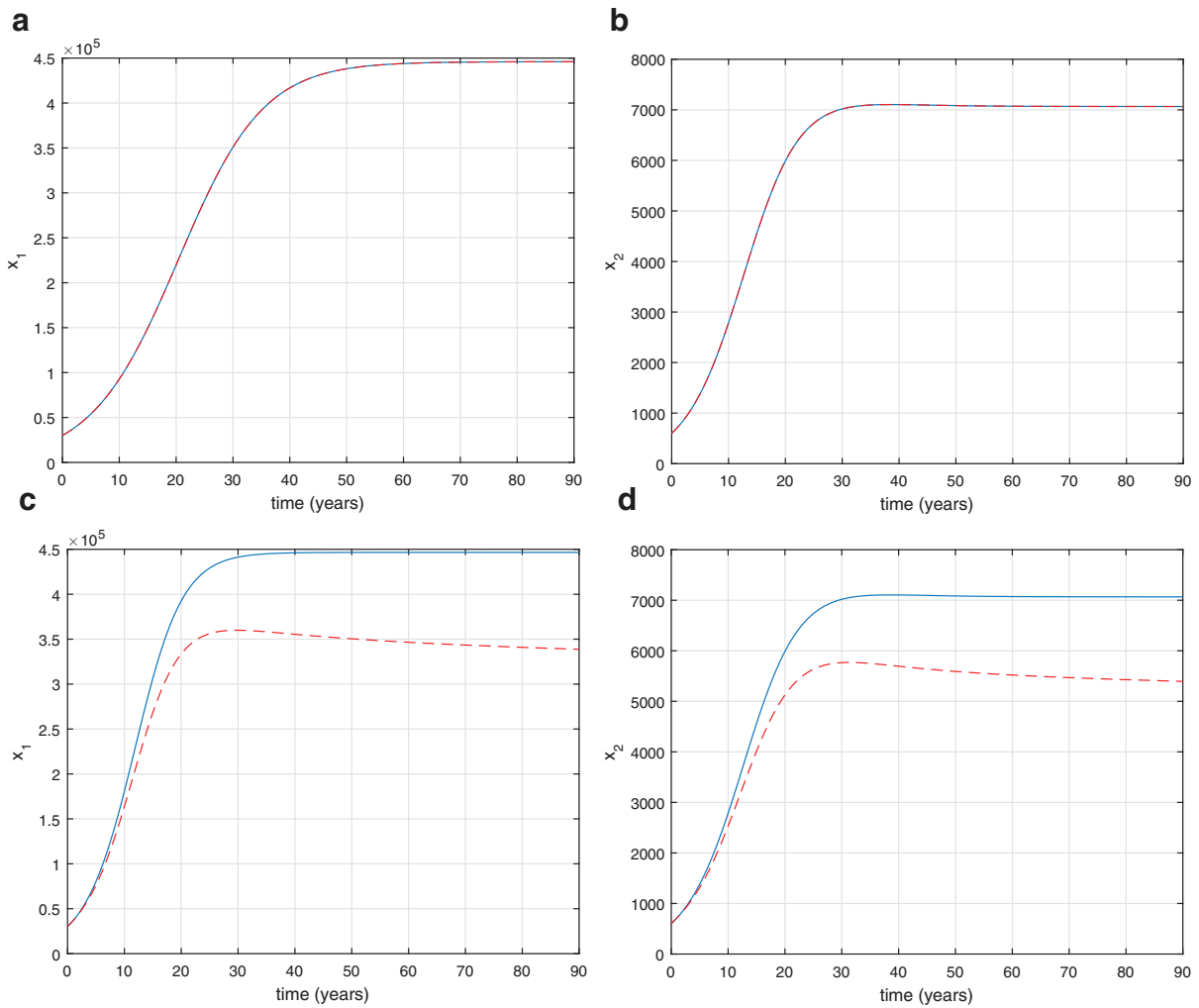


Fig. 9. The behavior of x_1 and x_2 for $\alpha = 1, 0.95$ when time is up to 90 years.

probability of crossing is selected as 0.5. Because the value of $xrate$ corresponds to the probability of crossing, the parameter value $xrate$ is used as 0.5. While the probability of mutation is selected by using five kinds of values, namely 0.025, 0.05, 0.125, 0.25 and 0.5 in order to obtain optimum results. Each value of the five

mutation probability values will be carried out seven times. In this study, the number of generations is 100.

The parameter estimation result used is the median of seven attempts at each mutation probability. This is because the median value of the parameter estimation results is not affected by

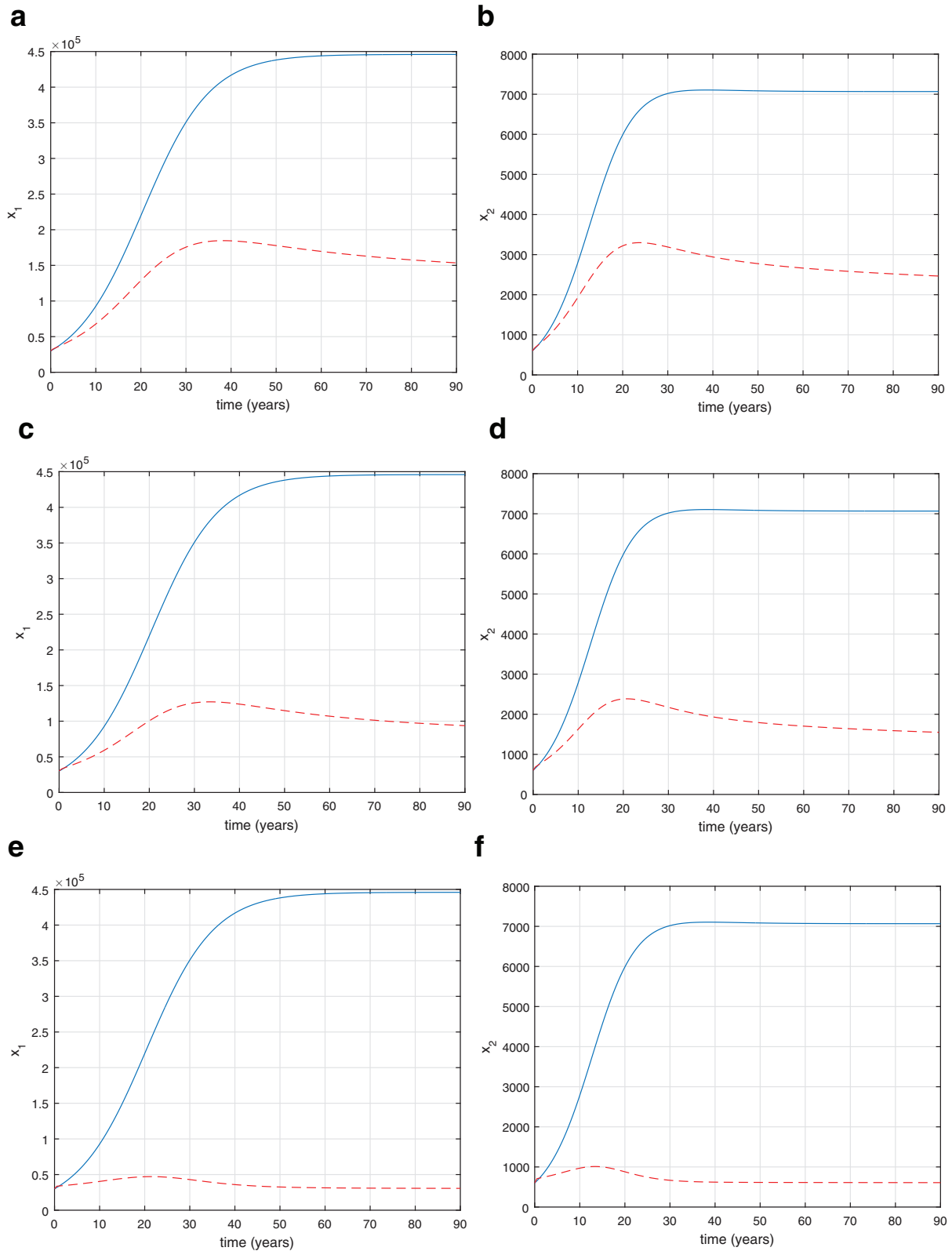


Fig. 10. The behavior of x_1 and x_2 for $\alpha = 0.8, 0.7, 0.2$ when time is up to 90 years.

extreme values. The median parameter estimation results are presented in Table 1.

Based on the Table 1, it can be seen that for the probability of mutation 0.025 and 0.05 it has a small error value compared to the error value at the probability of mutations of 0.125, 0.25 and 0.5. This shows that when the mutation probability is less than or equal to 0.05, the parameter estimation results have good results because they have a small error. Whereas if the mutation probability is too large, it can damage a good chromosome. This is seen when the mutation probability value is more than 0.05, the error is greater.

As shown in the Table 1, the smallest error is 0.1847 with the parameter values as follows $R_1 = 0.13243$, $\alpha_1 = 5.6190 \times 10^{-8}$, $K_1 = 447318.198$, $R_2 = 0.19901$, $\alpha_2 = 2804 \times 10^{-8}$ and $K_2 = 7540.6219$.

This value is achieved when the population is 100 and the probability of mutation is 0.05.

Fig. 2 displays the estimated profit of commercial bank to the data. From Fig. 2, the real data and the estimated profit is reported rather a difference. This difference is caused by economic factors such as the increase in oil prices that occurred from 2005 to 2008 as well as other economic factors that could affect the amount of commercial bank profits. However, the results of the simulations show that the profit of the commercial bank has increased over time. This result is not much different from the increase in commercial bank profits in real data.

Fig. 3 presents the estimated profit of rural bank to the data. Looking at Fig. 3, it is apparent that the profit of rural bank between estimation results and real data is not much different. The

Table 1
Simulation result of seven experiments with different P_m .

P_m	R_1	α_1	K_1	R_2	α_2	K_2	Error
0.025	0.1401	6.9476×10^{-8}	719986.6246	0.19682	4.55×10^{-8}	6581.2022	0.18475
0.05	0.13243	5.6190×10^{-8}	447318.198	0.19901	2.804×10^{-8}	7540.6219	0.1847
0.125	0.1317	6.0993×10^{-8}	432504.4277	0.2099	6.8338×10^{-8}	4759.2183	0.1945
0.25	0.0971	1.4554×10^{-8}	221746.734	0.16717	2.4071×10^{-8}	8611.3981	0.20925
0.5	0.21981	2.2437×10^{-8}	168244.5208	0.17407	1.2171×10^{-8}	6080.5399	0.22968

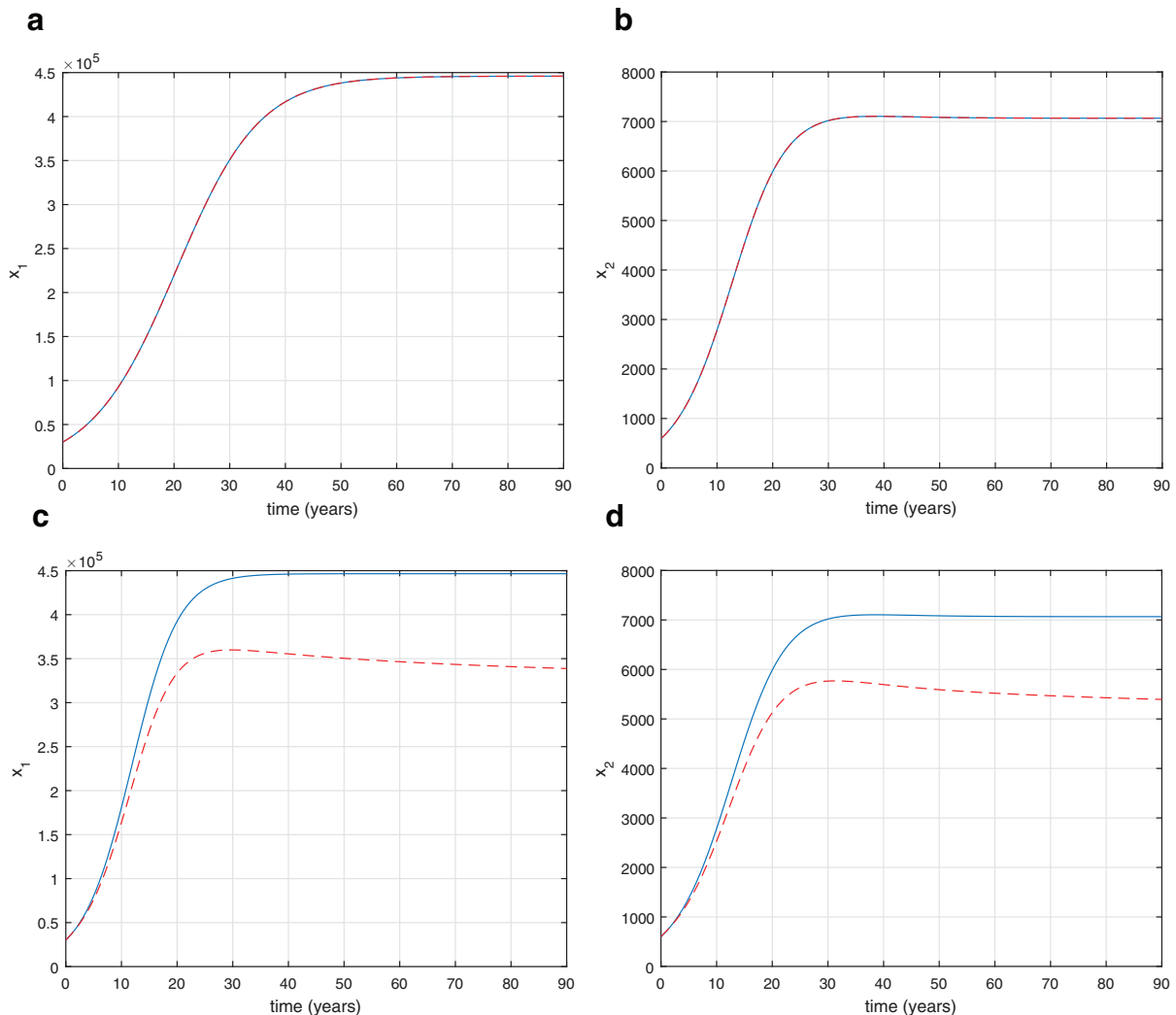


Fig. 11. The behavior of x_1 and x_2 for $\alpha = 1, 0.95$ when time is up to 90 years and the parameters $R_1 = 0.23243$ and $R_2 = 0.29901$.

estimation results show that rural bank profit has increased every year which is not much different from the real data.

5. Numerical results

In this section we find the numerical results of the model (7) by the technique given in [29,37] which is efficiently applied to many real life problems that is modeled in the sense of Atangana-Baleanu fractional integral operator. To construct the desired numerical scheme for the fractional model (7) with new derivative we proceed as below.

For simplicity, we express the model (7) given by the form

$$\begin{aligned} {}_0^AB D_t^\alpha x_1 &= \mathcal{K}_1(t, x_1, x_2), \\ {}_0^AB D_t^\alpha x_2 &= \mathcal{K}_2(t, x_1, x_2). \end{aligned} \tag{10}$$

System (7) can be converted in the following form using fundamental theorem of integration.

$$\begin{aligned} x_1(t) - x_1(0) &= \frac{(1 - \alpha)}{AB(\alpha)} \mathcal{K}_1(t, x_1) \\ &+ \frac{\alpha}{AB(\alpha)\Gamma(\alpha)} \int_0^t \mathcal{K}_1(\xi, x_1)(t - \xi)^{\alpha-1} d\xi, \end{aligned}$$

$$\begin{aligned} x_2(t) - x_2(0) &= \frac{(1 - \alpha)}{AB(\alpha)} \mathcal{K}_2(t, x_2) \\ &+ \frac{\alpha}{AB(\alpha)\Gamma(\alpha)} \int_0^t \mathcal{K}_2(\xi, x_2)(t - \xi)^{\alpha-1} d\xi. \end{aligned} \tag{11}$$

For $t = t_{n+1}$, $n = 0, 1, 2, \dots$, we obtain from Eq. (11)

$$\begin{aligned} x_1(t_{n+1}) - x_1(t_0) &= \frac{1 - \alpha}{AB(\alpha)} \mathcal{K}_1(t_n, x_1) \\ &+ \frac{\alpha}{AB(\alpha)\Gamma(\alpha)} \sum_{k=0}^n \int_{t_k}^{t_{k+1}} \mathcal{K}_1(\tau, x_1)(t_{n+1} - \tau)^{\alpha-1} d\tau, \\ x_2(t_{n+1}) - x_2(t_0) &= \frac{1 - \alpha}{AB(\alpha)} \mathcal{K}_2(t_n, x_2) \\ &+ \frac{\alpha}{AB(\alpha)\Gamma(\alpha)} \sum_{k=0}^n \int_{t_k}^{t_{k+1}} \mathcal{K}_2(\tau, x_2)(t_{n+1} - \tau)^{\alpha-1} d\tau. \end{aligned} \tag{12}$$

Approximating the integral in Eq. (12), using two point interpolation polynomial and then simplifying we finally get the following iterative solution for the model given (7). In similar way for the rest of equations of system (7), we obtained the recursive

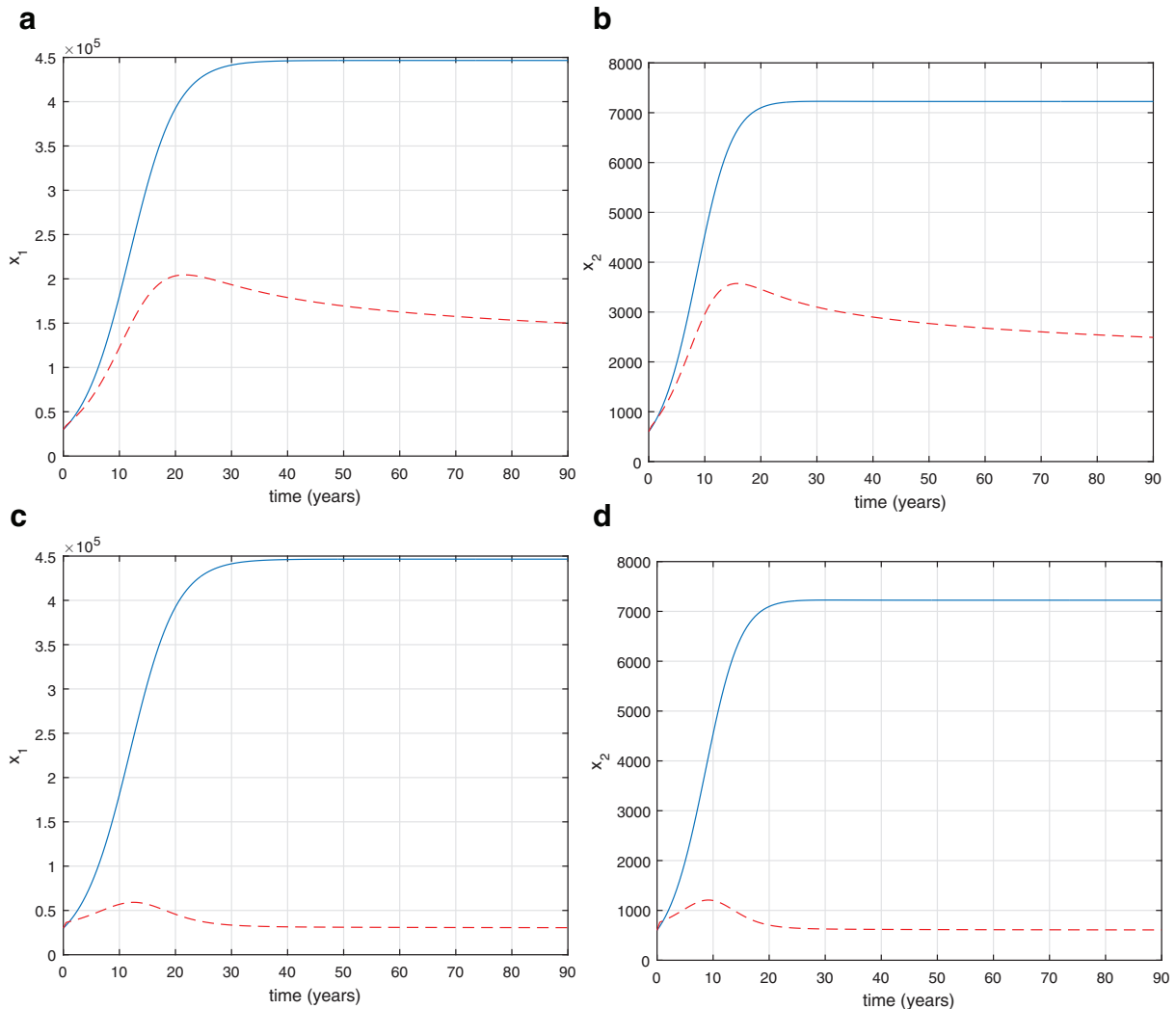


Fig. 12. The behavior of x_1 and x_2 for $\alpha = 0.7, 0.2$ when time is up to 90 years and the parameters $R_1 = 0.23243$ and $R_2 = 0.29901$.

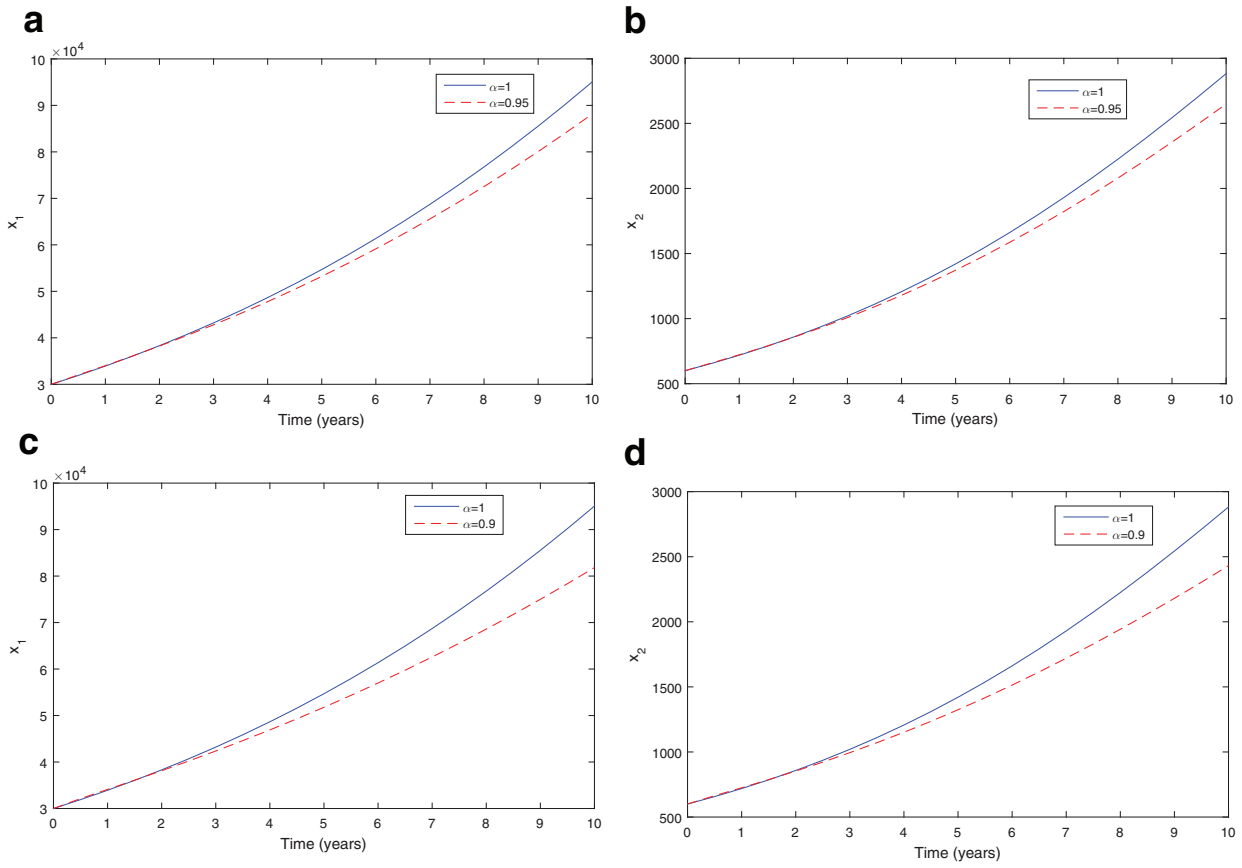


Fig. 13. Graphical results for the Caputo model when $\alpha = 1, 0.95, 0.9$, for x_1 and x_2 .

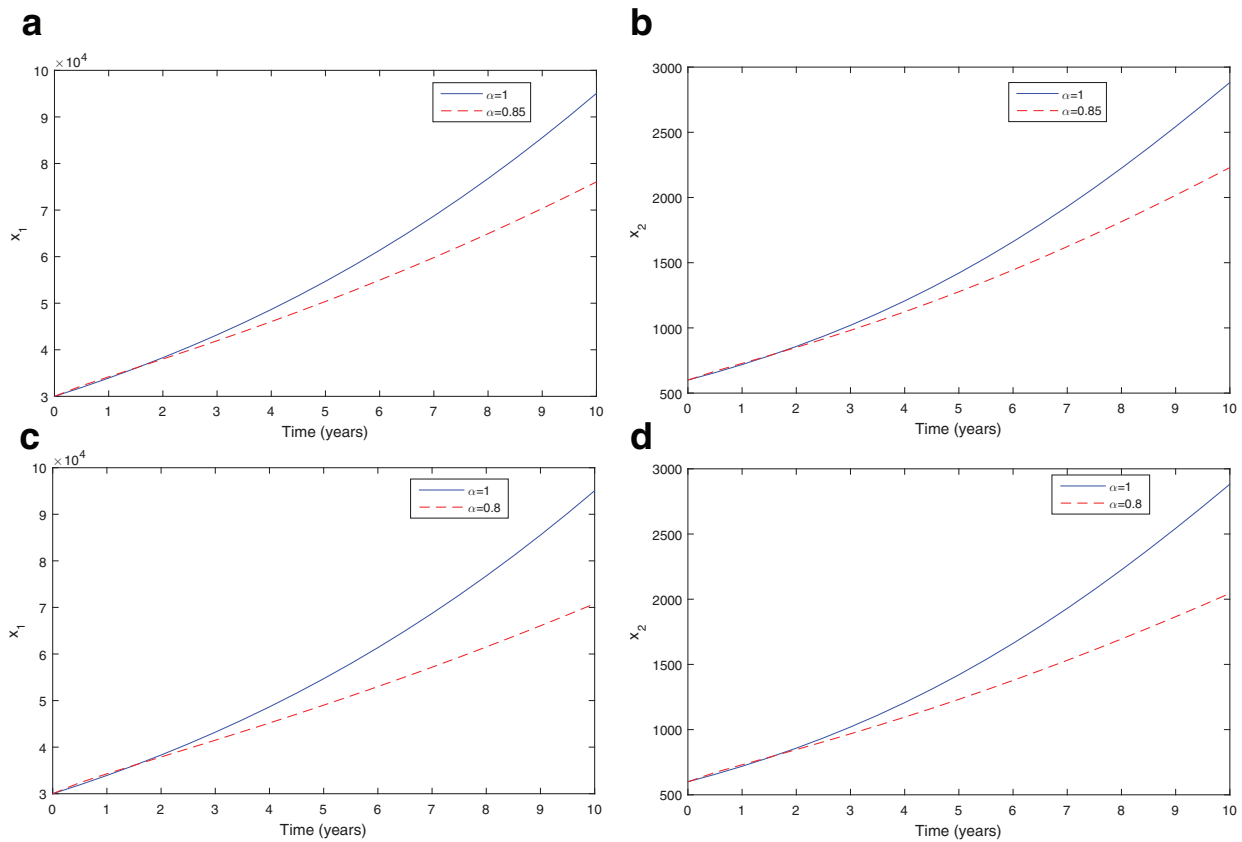


Fig. 14. Graphical results for the Caputo model when $\alpha = 1, 0.85, 0.8$, for x_1 and x_2 .

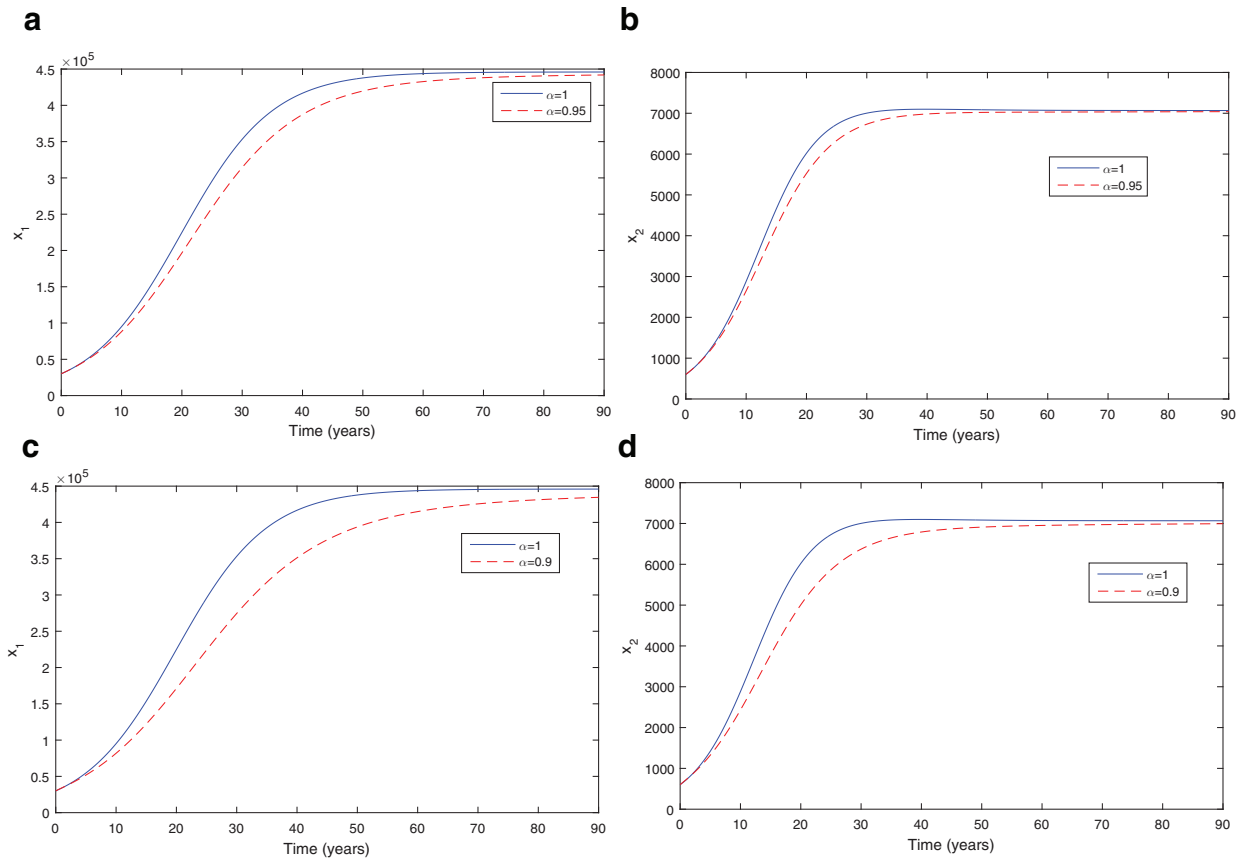


Fig. 15. Graphical results for the Caputo model for long time when $\alpha = 1, 0.95, 0.9$, for x_1 and x_2 .

formulae as below

$$\begin{aligned}
 x_1(t_{n+1}) = & x_1(t_0) + \frac{1-\alpha}{AB(\alpha)} \mathcal{K}_1(t_n, x_1) + \frac{\alpha}{AB(\alpha)} \\
 & \times \sum_{k=0}^n \left(\frac{h^\alpha \mathcal{K}_1(t_k, x_1)}{\Gamma(\alpha+2)} ((n+1-k)^\alpha (n-k+2+\alpha) \right. \\
 & - (n-k)^\alpha (n-k+2+2\alpha)) \\
 & - \frac{h^\alpha \mathcal{K}_1(t_{k-1}, x_1)}{\Gamma(\alpha+2)} ((n+1-k)^{\alpha+1} \\
 & \left. - (n-k)^\alpha (n-k+1+\alpha)) \right), \tag{13}
 \end{aligned}$$

$$\begin{aligned}
 x_2(t_{n+1}) = & x_2(t_0) + \frac{1-\alpha}{AB(\alpha)} \mathcal{K}_2(t_n, x_2) + \frac{\alpha}{AB(\alpha)} \\
 & \times \sum_{k=0}^n \left(\frac{h^\alpha \mathcal{K}_2(t_k, x_2)}{\Gamma(\alpha+2)} ((n+1-k)^\alpha (n-k+2+\alpha) \right. \\
 & - (n-k)^\alpha (n-k+2+2\alpha)) \\
 & - \frac{h^\alpha \mathcal{K}_2(t_{k-1}, x_2)}{\Gamma(\alpha+2)} ((n+1-k)^{\alpha+1} \\
 & \left. - (n-k)^\alpha (n-k+1+\alpha)) \right). \tag{14}
 \end{aligned}$$

After the successful of the numerical scheme on the fractional model (7) as explained above, we find the graphical results of the model (7), by considering and assigning values to the fractional parameter $\alpha \in [0, 1]$, and model relevant parameters. The parameters used in numerical simulations are estimated from real data and are $\alpha_1 = 5.6190 \times 10^{-8}$, $\alpha_2 = 2.8040 \times 10^{-8}$, $K_1 = 447318.198$, $K_2 = 7540.6219$, $R_1 = 0.13243$, $R_2 = 0.19901$ and initial values are $x_1 = 3 \times 10^4$ and $x_2 = 600$.

The graphical results are obtained by using different values assigned to the fractional order parameter α , see Figs. 4–8 and their subgraphs. In each figure, the blue solid curve represents the graph of x_1 and x_2 for $\alpha = 1$ and then the dotted red curve represent the behavior of x_1 and x_2 for $\alpha = 0.95, 0.90, 0.85, 0.80$ respectively. Figs. 9 and 10 is the simulation curve of both the variables for a long time. One can see in Figs. 9 and 10 that both the commercial and rural bank can reach to maximum level by the chosen maximum profit rates parameters K_1 and K_2 . The graphical results given in Figs. 9 and 10 initially plotted for the integer case, then for $\alpha = 0.95, 0.8, 0.7, 0.2$. One can see upon reaching by obtaining the maximal profit the fractional order parameter efficiently reduce the curve for both the banks. Further Figs. 11 and 12 show the behavior of the bank profit for the long term level and the early profit behavior for the long term level by choosing $R_1 = 0.23243$ and $R_2 = 0.29901$. The values of $\alpha = 1, 0.95$ is plotted in Fig. 11 and the values of $\alpha = 0.7, 0.2$ is given in Fig. 12.

The graphical results for the long period of time with different profit rate is shown and the early profit with fractional order parameter is also presented. It is upon the bank that it may decide different policy to achieve the maximal profit in the target years. This model is very suitable and could be very useful for the early prediction of the maximal profit required by the bank in any country.

Moreover, we proposed the model in Caputo derivative given by (8) and obtained the graphical results are for various values of the fractional parameter α depicted in Figs. 13–16 while the comparison of Caputo and Atangana–Baleanu derivative models are depicted in Figs. 17 and 18. In Fig. 13–16 we considered the fractional order parameter $\alpha = 1, 0.95, 0.9, 0.85, 0.8$ and presented graphical results for the model parameters for small and long time. The comparison of both the operators for a long time is presented by

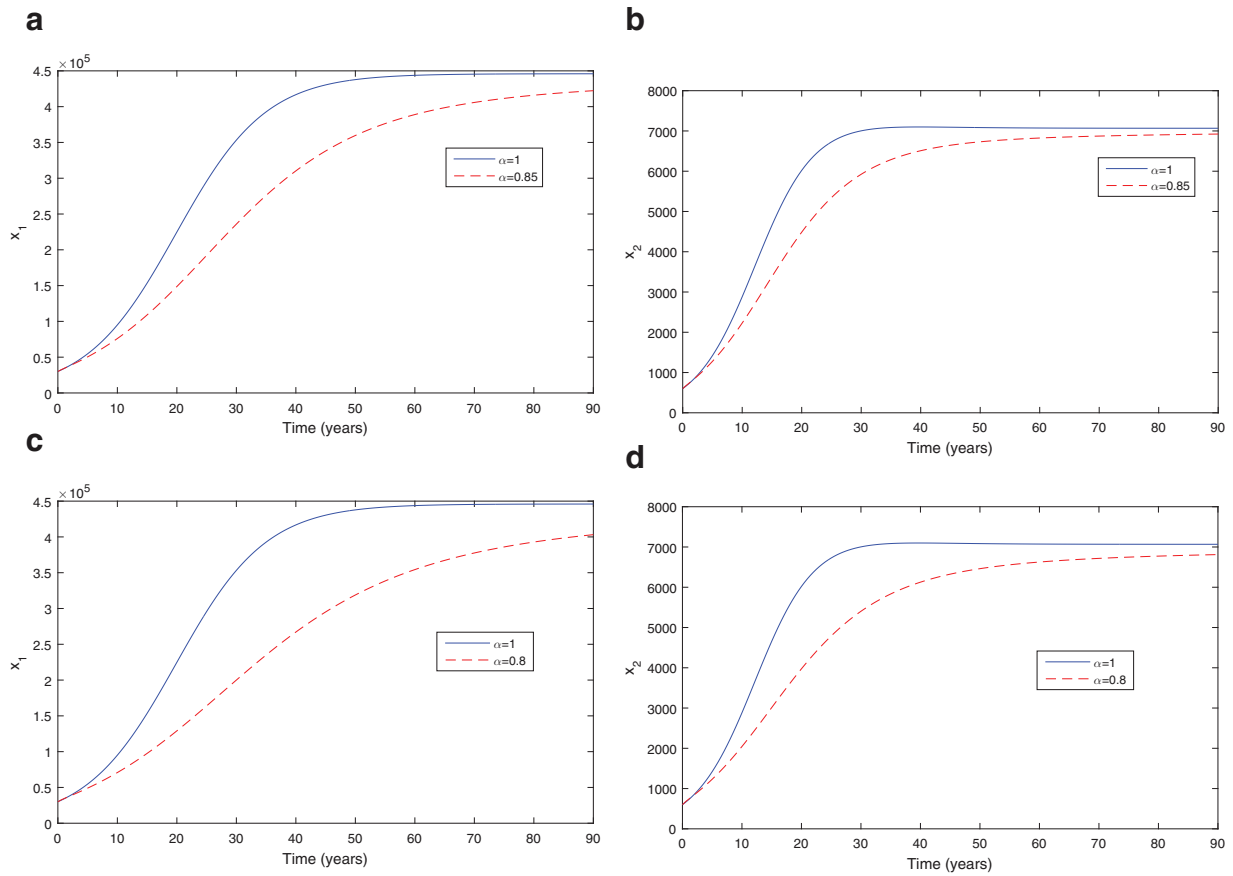


Fig. 16. Graphical results for the Caputo model for long time when $\alpha = 1, 0.85, 0.8$, for x_1 and x_2 .

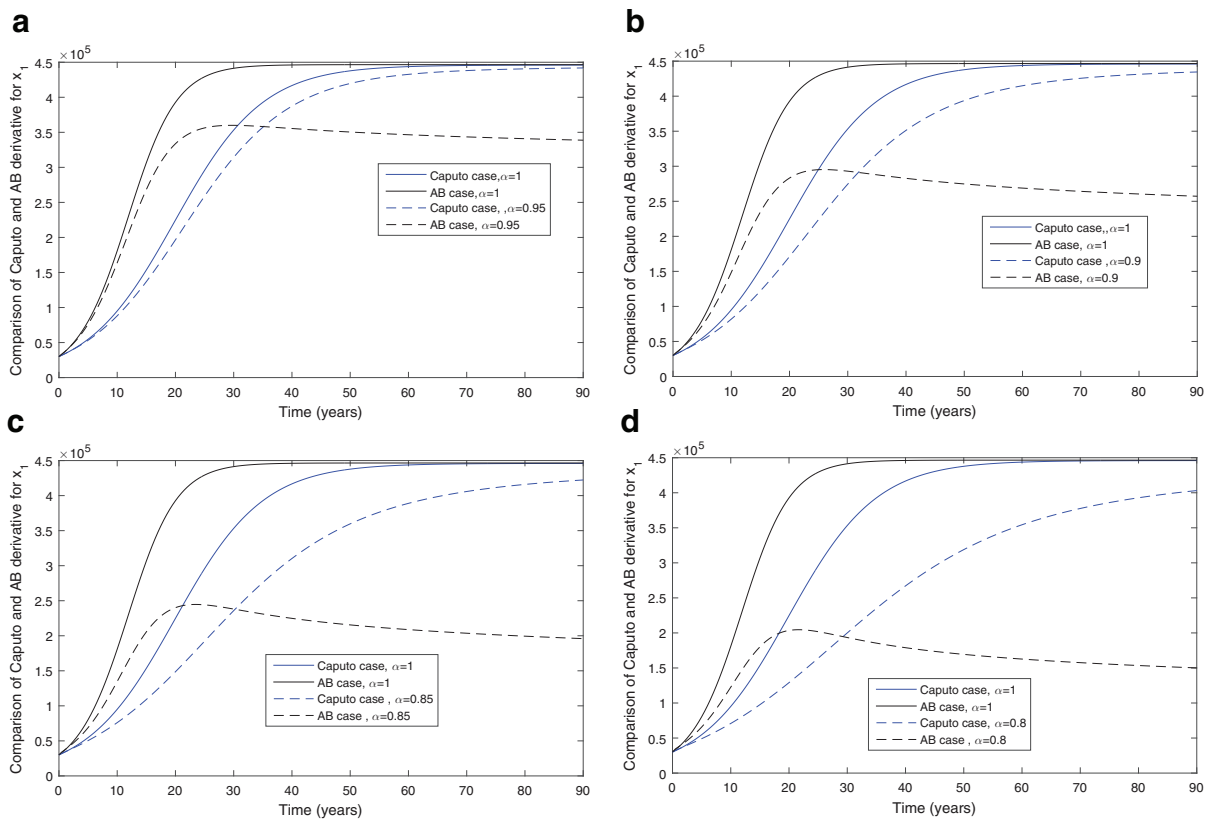


Fig. 17. Comparison results of Caputo and AB derivative for x_1 when $\alpha = 1, 0.95, 0.9, 0.85, 0.8$.

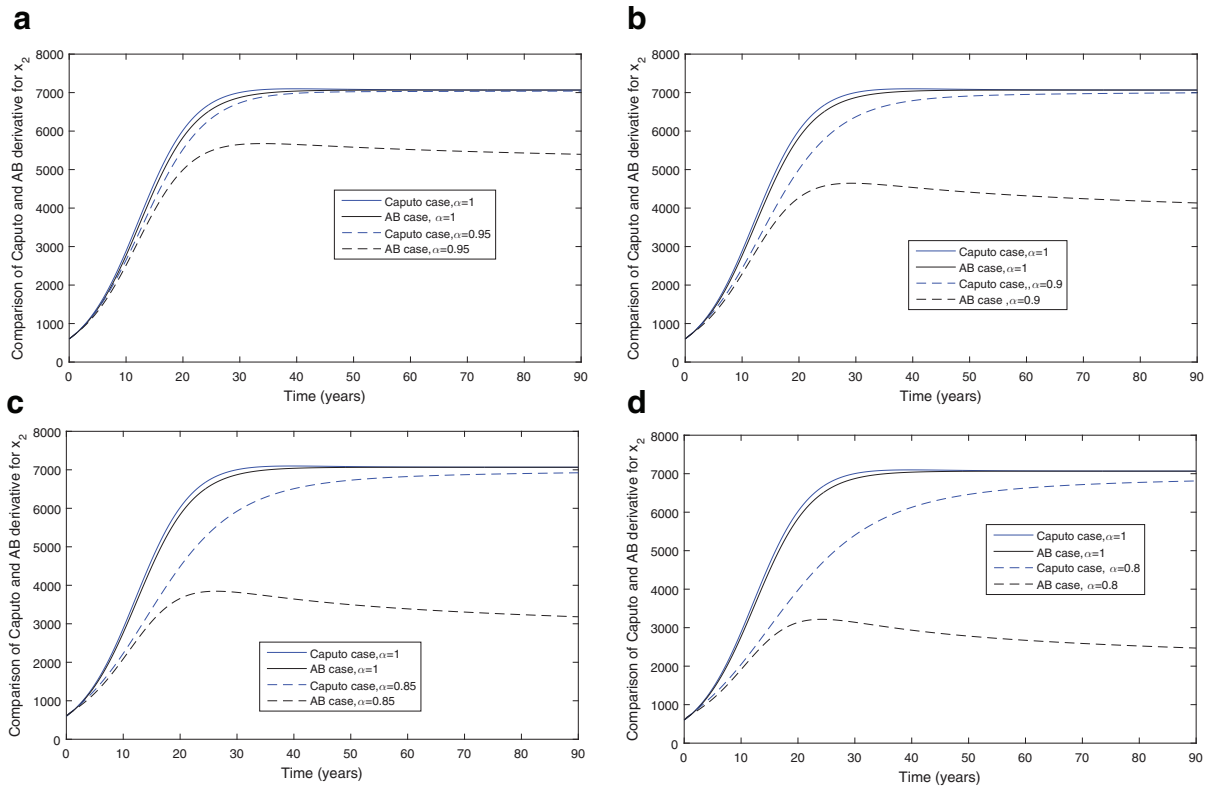


Fig. 18. Comparison results of Caputo and AB derivative for x_2 when $\alpha = 1, 0.95, 0.9, 0.85, 0.8$.

considered the fractional parameter $\alpha = 1, 0.95, 0.9, 0.85, 0.8$. These two operators used in the numerical simulations provided useful results for proposed model.

6. Conclusion

We presented a mathematical model for the dynamics of competition between commercial and rural banks in Indonesia. The parameter estimation of the Lotka–Volterra competition model was performed using the genetic algorithm method. The corresponding parameters were estimated based on annual profit data of commercial and rural banks in Indonesia. The estimation results capable to predict the profit of commercial and rural banks every year which is not much different from the real data. Thus, the competition model between commercial and rural banks in Indonesia was investigated in the fractional sense. The fractional model was explored through the Atangana and Baleanu and Caputo fractional derivative. The numerical simulation of the fractional model was conducted using the Adams–Bashforth scheme while the Caputo derivative numerical results are obtained by using the predictor–corrector method. We performed many simulation results for the obtained estimated parameters which are the ballistics and give realistic information about the bank current and future maximal profit. Comparison of Atangana–Baleanu and Caputo derivative in the form of graphical results for various values of the fractional order parameters are presented. Both the rural and commercial banks modeled equations for the fitted parameters are plotted and their effect on fractional parameter was observed. Then, for any bank it is the desire to make its profit more and more which could help to reduce the poverty and inflation in the market. Therefore, our simulation results show the long term behavior up to 90 years the maximal profit can be achieved by both the banks. Further, we explored numerical results for the early maximal profit for both the banks that he can achieve if some proper

arrangement and policy are determined. The long term behavior of the model with this new Atangana–Baleanu derivative could be more useful that it gives information for the maximal profit at any instant of the long term level. It is observed that both the operators used for the model is useful and provides useful information at each point of interest of fractional order parameter α .

Acknowledgement

Part of this research is funded by Universitas Airlangga according to SK Rektor No 886/UN3/2018.

References

- [1] Laws of The Republic Indonesia Number 10 Year 1998 About Amendment to Law Number 7 of 1992 Concerning Banking.
- [2] Arbi S. Lembaga perbankan keuangan dan pembiayaan. Yogyakarta: BPFE; 2013.
- [3] Iskandar S. Bank dan lembaga keuangan lainnya. Jakarta: Penerbit IN MEDIA; 2013.
- [4] OJK, Statistik Perbankan Indonesia 2004–2014, <http://www.ojk.go.id/data-statistik-perbankan-indonesia> [Accessed on 16th May 2015].
- [5] Hastings A. Population biology: concept and models. New York: Springer; 1997.
- [6] Kim J, Lee DJ, Ahn J. A dynamic competition analysis on the Korean mobile phone market using competitive diffusion model. *Comput Ind Eng* 2006;51:174–82.
- [7] Morris SA, Pratt D. Analysis of the Lotka–Volterra competition equations as a technological substitution model. *Technol Forecast Soc Change* 2003;70:103–33.
- [8] Lee SJ, Lee DJ, Oh HS. Technological forecasting at the Korean stock market: a dynamic competition analysis using lotka–volterra model. *Technol Forecast Soc Change* 2005;72:1044–57.
- [9] Michalakis C, Christodoulos C, Varoutas D, Sphicopoulos T. Dynamic estimation of markets exhibiting a prey–predator behavior. *Expert Syst Appl* 2012;39:7690–700.
- [10] Lakka S, Michalakis C, Varoutas D, Martakos D. Competitive dynamics in the operating systems market: modeling and policy implications. *Technol Forecast Soc Change* 2013;80:88–105.
- [11] Comes C. Banking system: three level Lotka–Volterra model. *Procedia Econ Financ*. 2012;3:251–5.

- [12] Haupt RL, Haupt S. Practical genetic algorithms. 2nd ed. Canada: John Wiley & Sons Inc; 2004.
- [13] Roush WB, Branton SL. A comparison of fitting growth models with a genetic algorithm and nonlinear regression. *Poult Sci* 2005;84:494–502.
- [14] Windarto, Indratno SW, Nuraini N, Soewono E. A comparison of binary and continuous genetic algorithm in parameter estimation of a logistic growth model. In: AIP conference proceedings; 2014. p. 139–42. 1587.
- [15] Windarto. An implementation of continuous genetic algorithm in parameter estimation of predator-prey model. AIP conference proceedings; 2016.
- [16] Ullah S, Khan MA, Farooq M. A fractional model for the dynamics of TB virus. *Chaos Solitons Fractals* 2018;116:63–71.
- [17] Podlubny I. Fractional differential equations: an introduction to fractional derivatives, fractional differential equations, to methods of their solution and some of their applications. Elsevier; 1999.
- [18] Das S, Gupta P. A mathematical model on fractional Lotka–Volterra equations. *J Theor Biol* 2011;277:1–6.
- [19] Javid M, Nyamoradi N. Dynamic analysis of a fractional order prey-predator interaction with harvesting. *Appl Math Model* 2013;37:8946–56.
- [20] Javidi M, Ahmad B. Dynamic analysis of time fractional order phytoplankton-toxic phytoplankton-zooplankton system. *Ecol Model* 2015;318:8–18.
- [21] Sardar T, Rana S, Chattopadhyay J. A mathematical model of dengue transmission with memory. *Commun Nonlinear Sci Numer Simul* 2015;22:511–25.
- [22] Fatmawati SEM, Utoyo MI. A fractional order model for HIV dynamics in a two-sex population. *Int J Math Math Sci* 2018;11. Article ID 6801475.
- [23] Caputo M, Fabrizio M. A new definition of fractional derivative without singular kernel. *Prog Fract Differ Appl* 2015;1:1–13.
- [24] Ullah S, Khan MA, Farooq M. Modeling and analysis of the fractional HBV model with Atangana–Baleanu derivative. *Eur Phys J Plus* 2018;133:313.
- [25] Atangana A, Nieto JJ. Numerical solution for the model of RLC circuit via the fractional derivative without singular kernel. *Adv Mech Eng* 2015;7:1–7.
- [26] Yavuz M, Özdemir N. European vanilla option pricing model of fractional order without singular kernel. *Fractal Fract* 2018;1–11.
- [27] Atangana A, Baleanu D. New fractional derivatives with nonlocal and non-singular kernel: theory and application to heat transfer model. *Therm Sci* 2016;20:763–9.
- [28] Alkahtani BST. Chua's circuit model with Atangana–Baleanu derivative with fractional order. *Chaos Solitons Fractals* 2016;89:547–51.
- [29] Toufik M, Atangana A. New numerical approximation of fractional derivative with non-local and non-singular kernel: application to chaotic models. *Eur Phys J Plus* 2017;132:444.
- [30] Baleanu D, Fernandez A. On some new properties of fractional derivatives with Mittag-Leffler kernel. *Commun Nonlinear Sci Numer Simul* 2018;59:444–62.
- [31] Fernandez A, Baleanu D, Srivastava H. Series representations for fractional-calculus operators involving generalised Mittag-Leffler functions. *Commun Nonlinear Sci Numer Simul* 2019;67:517–27.
- [32] Aliyu AI, Inc M, Yusuf A, Baleanu D. A fractional model of vertical transmission and cure of vector-borne diseases pertaining to the atangana-Baleanu fractional derivatives. *Chaos Solitons Fractals* 2018;116:268–77.
- [33] Samko SG, Kilbas AA, Marichev O. Fractional integrals and derivatives: theory and applications. CRC; 1993.
- [34] Delavari H, Baleanu D, Sadati J. Stability analysis of Caputo fractional order nonlinear systems revisited. *Nonlinear Dyn* 2012;67:2433–9.
- [35] Sivanandam SN, Deepa SN. Introduction to genetic algorithms. New York: Springer; 2008.
- [36] Obitko M. Introduction to genetic algorithms. Czech Technical University Prague; 1998.
- [37] Atangana A, Owolabi KM. New numerical approach for fractional differential equations. *Math Model Nat Phenom* 2018;13:1–21.