

On the dynamic and application of a mathematical model of the spread of HIV amongst drug users who inject

Windarto, Eridani

Available online at

<https://scik.org/index.php/cmbn/article/download/5118/2548>

Commun. Math. Biol. Neurosci. 2020, 2020:92

<https://doi.org/10.28919/cmbn/5118>

ISSN: 2052-2541

ISSN 2052-2541

Communications in

**Mathematical Biology and
Neuroscience**

Editor-in-Chief: Lansun Chen

Associate Editors:

Marcos Amaku	Wenjiang Fu	Fahima Nekka
Ioannis P. Androulakis	Mladen Glavinovic	Yongzhen Pei
Tiaza Bem	Hongjian Guo	Laurent Pezard
Glenna C. L. Bett	Stephen F. Hubbard	Zhihui Wang
Anuj Chauhan	Mahendra Kavdia	Alexander Zelikovsky
Fengde Chen	Bing Liu	Hong Zhang
Ahmed Elaiw	Maoxing Liu	
Irina Erchova	Hasan Al-Nashash	

SCIK Publishing Corporation

Documents

Export Date: 27 Nov 2022

Search:

1) Windarto, Eridani

[On the dynamic and application of a mathematical model of the spread of HIV amongst drug users who inject](#)

(2020) Communications in Mathematical Biology and Neuroscience, 2020, art. no. 92, pp. 1-13.

1) <https://www.scopus.com/inward/record.uri?eid=2-s2.0-85099286436&doi=10.28919%2fCMBN%2f5118&partnerID=40&md5=1e>

DOI: 10.28919/CMBN/5118

Document Type: Article

Publication Stage: Final

Source: Scopus



Source details

Communications in Mathematical Biology and Neuroscience

Scopus coverage years: from 2017 to Present

Publisher: SCIK Publishing Corporation

E-ISSN: 2052-2541

Subject area: Mathematics: Applied Mathematics

Biochemistry, Genetics and Molecular Biology: General Biochemistry, Genetics and Molecular Biology

Neuroscience: General Neuroscience

Source type: Journal

CiteScore 2021

1.9

SJR 2021

0.235

SNIP 2021

0.674

[View all documents >](#)

[Set document alert](#)

[Save to source list](#) [Source Homepage](#)

[CiteScore](#) [CiteScore rank & trend](#) [Scopus content coverage](#)

i Improved CiteScore methodology

CiteScore 2021 counts the citations received in 2018-2021 to articles, reviews, conference papers, book chapters and data papers published in 2018-2021, and divides this by the number of publications published in 2018-2021. [Learn more >](#)

CiteScore 2021 ▼

$$1.9 = \frac{455 \text{ Citations 2018 - 2021}}{243 \text{ Documents 2018 - 2021}}$$

Calculated on 05 May, 2022

CiteScoreTracker 2022 ⓘ

$$1.7 = \frac{547 \text{ Citations to date}}{331 \text{ Documents to date}}$$

Last updated on 05 November, 2022 • Updated monthly

CiteScore rank 2021 ⓘ

Category Rank Percentile

Mathematics		
└ Applied Mathematics	#317/590	46th
Biochemistry, Genetics and Molecular Biology		
└ General Biochemistry, Genetics and Molecular Biology	#120/204	41st

[View CiteScore methodology >](#) [CiteScore FAQ >](#) [Add CiteScore to your site](#)

About Scopus

[What is Scopus](#)

[Content coverage](#)

[Scopus blog](#)

[Scopus API](#)

[Privacy matters](#)

Language

[日本語版を表示する](#)

[查看简体中文版本](#)

[查看繁體中文版本](#)

[Просмотр версии на русском языке](#)

Customer Service

[Help](#)

[Tutorials](#)

[Contact us](#)

ELSEVIER


[Terms and conditions](#) ↗ [Privacy policy](#) ↗

Copyright © Elsevier B.V. ↗. All rights reserved. Scopus® is a registered trademark of Elsevier B.V.

We use cookies to help provide and enhance our service and tailor content. By continuing, you agree to the use of cookies ↗.



Communications in Mathematical Biology and Neuroscience

COUNTRY	SUBJECT AREA AND CATEGORY	PUBLISHER	H-INDEX
United Kingdom  Universities and research institutions in United Kingdom	Biochemistry, Genetics and Molecular Biology Biochemistry, Genetics and Molecular Biology (miscellaneous) Mathematics Applied Mathematics Neuroscience Neuroscience (miscellaneous)	SCIK Publishing Corporation	10

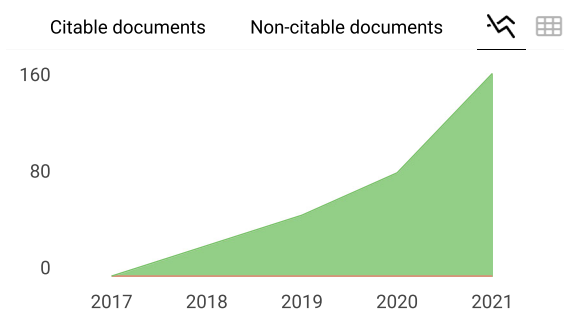
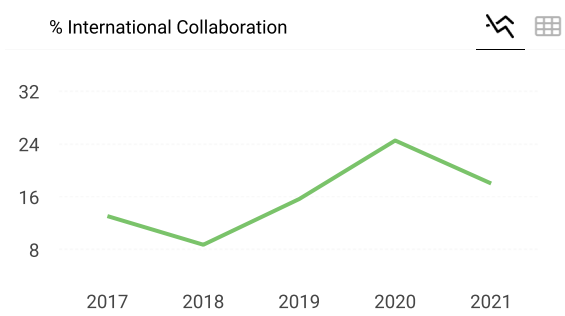
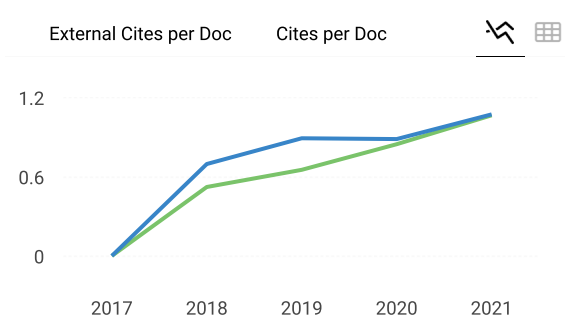
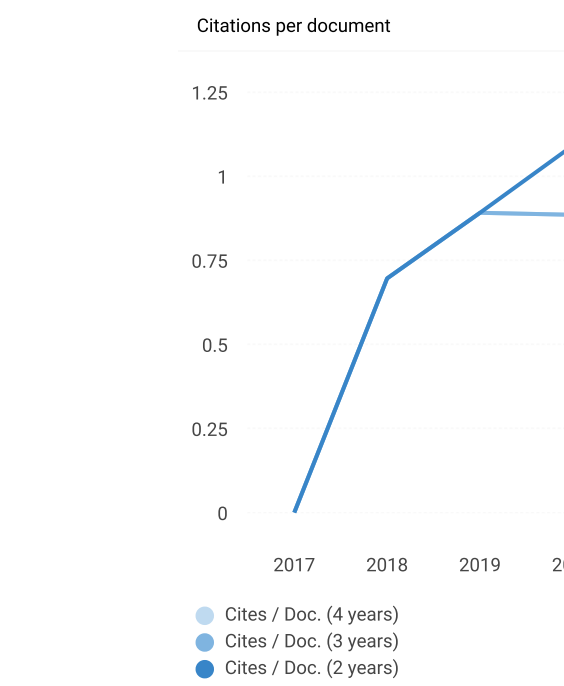
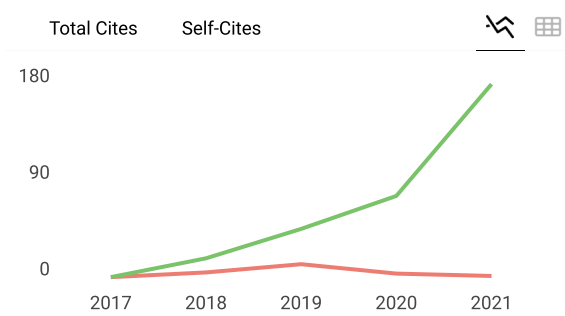
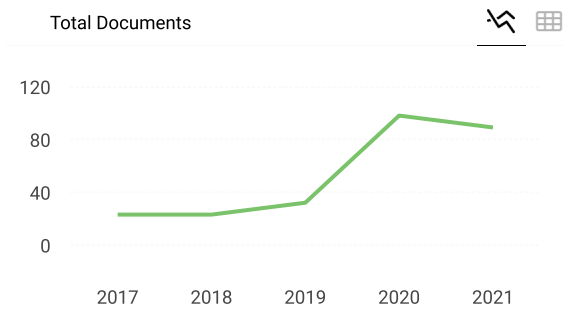
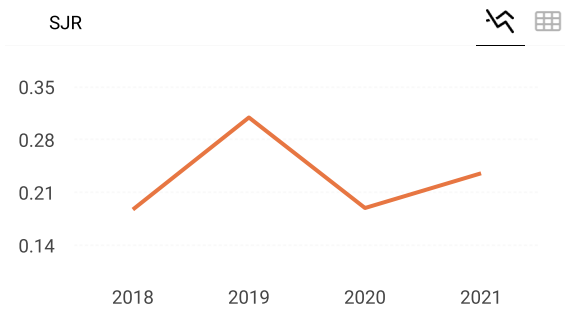
PUBLICATION TYPE	ISSN	COVERAGE
Journals	20522541	2017-2021

SCOPE
Information not localized

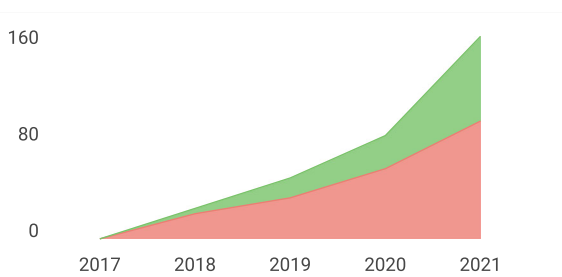
 Join the conversation about this journal

FIND SIMILAR JOURNALS ?

<p>1 International Journal of Biomathematics SGP</p> <p>64% similarity</p>	<p>2 Advances in Difference Equations USA</p> <p>57% similarity</p>	<p>3 Differential Equations and Dynamical Systems IND</p> <p>51% similarity</p>	<p>4 Journ: Dynam GBR</p>
--	---	---	--



Cited documents Uncited documents



Communications in Mathematical Biology and...

Q3 Biochemistry, Genetics and Molecular Biology...
best quartile

SJR 2021
0.24

powered by scimagojr.com

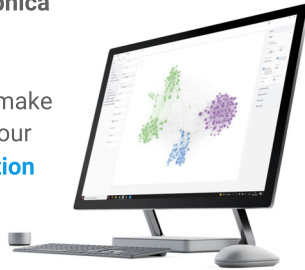
← Show this widget in your own website

Just copy the code below and paste within your html code:

```
<a href="https://www.scimaç
```

SCImago Graphica

Explore, visually communicate and make sense of data with our **new data visualization tool.**



Metrics based on Scopus® data as of April 2022



Communications in Mathematical Biology and Neuroscience

USER

Username

Password

Remember me

[Reset Password](#)

Email



INFORMATION

- [For Authors](#)

JOURNAL CONTENT

Search

All

Browse

- [By Issue](#)
- [By Author](#)
- [By Title](#)

[Home](#) [About](#) [Table of Contents](#) [Editorial Board](#) [A](#)
[Publication Ethics](#) [Editorial Workflow](#) [Contact](#)

Home > **Editorial Board**

Editor-in-Chief:

[Lansun Chen](#), Chinese Academy of Sciences, China

Associate Editors:

[Marcos Amaku](#), Universidade de Sao Paulo, Brazil

[Ioannis P. Androulakis](#), The State University of New Jersey, USA

[Tiaza Bem](#), Institute of Biocybernetics and Biomedical Engineering, Polar

[Glenna C. L. Bett](#), State University of New York at Buffalo, USA

[Anuj Chauhan](#), University of Florida, USA

[Fengde Chen](#), Fuzhou University, China

[Ahmed Elaiw](#), King Abdulaziz University, Saudi Arabia

[Irina Erchova](#), Cardiff University, UK

[Wenjiang Fu](#), Michigan State University, USA

[Mladen Glavinovic](#), McGill University, Canada

[Hongjian Guo](#), Xinyang Normal University, China

[Stephen F. Hubbard](#), University of Dundee, UK

[Mahendra Kavdia](#), Wayne State University, USA

[Bing Liu](#), Anshan Normal University, China

[Maoxing Liu](#), North University of China, China

[Hasan AL-Nashash](#), American University of Sharjah, UAE

[Fahima Nekka](#), Université de Montréal, Canada

[Yongzhen Pei](#), Tianjin Polytechnic University, China

[Laurent Pezard](#), Aix-Marseille Université, France

[Mutasem O. Taha](#), University of Jordan, Jordan

[Zhihui Wang](#), University of Texas Health Science Center at Houston, USA

[Alexander Zelikovsky](#), Georgia State University, USA

[Hong Zhang](#), Jiangsu University, China

Managing Editors:

Fengde Chen, Yi Pan, Yongzhen Pei, Shi Shen, Yuan Tian, Kaifa Wang, Xia

Commun. Math. Biol. Neurosci.

ISSN 2052-2541

Editorial Office: office@scik.org

Copyright ©2022 CMBN



<p>USER</p> <p>Username</p> <p>Password</p> <p>Remember me</p> <p>Reset Password</p> <p>Email</p> <p>INFORMATION</p> <ul style="list-style-type: none"> • For Authors <p>JOURNAL CONTENT</p> <p>Search</p> <p>All</p> <p>Browse</p> <ul style="list-style-type: none"> • By Issue • By Author • By Title 	<p>Home About Table of Contents Editorial Board Author Guidelines</p> <p>Publication Ethics Editorial Workflow Contact</p> <p>Home > Archives > Vol 2020 (2020)</p> <h2>Table of Contents</h2> <p>Alpha Oumar Bah, Mountaga Lam, Alassane Bah, Samuel Bowong Bifurcation analysis in a serogroup a meningococcal infection model Commun. Math. Biol. Neurosci., 2020 (2020), Article ID 1 PDF</p> <p>Baolin Li, Chunyang Qin, Xia Wang Analysis of an SIRS epidemic model with nonlinear incidence and vaccination Commun. Math. Biol. Neurosci., 2020 (2020), Article ID 2 PDF</p> <p>Nkuba Nyerere, Livingstone S. Luboobi, Saul C. Mpeshe, Gabriel M. Shirima Mathematical model for brucellosis transmission dynamics in livestock and human populations Commun. Math. Biol. Neurosci., 2020 (2020), Article ID 3 PDF</p> <p>Kolade M. Owolabi, Kailash C. Patidar, Albert Shikongo A fitted operator method for a model arising in vascular tumor dynamics Commun. Math. Biol. Neurosci., 2020 (2020), Article ID 4 PDF</p> <p>Saida Bakht, Khalid Hattaf, Nadia Idrissi Fatmi Dynamics of a class of viral infection models with diffusion Commun. Math. Biol. Neurosci., 2020 (2020), Article ID 5 PDF</p> <p>Guijie Lan, Cong Ye, Shuwen Zhang, Chunjin Wei Dynamics of a stochastic glucose-insulin model with impulsive injection of insulin Commun. Math. Biol. Neurosci., 2020 (2020), Article ID 6 PDF</p> <p>Dipo Aldila, Bevina D. Handari, Atieka Widyah, Gati Hartanti Strategies of optimal control for HIV spreads prevention with health campaign Commun. Math. Biol. Neurosci., 2020 (2020), Article ID 7 PDF</p> <p>Xianbing Cao, Amit Kumar Roy, Fahad Al Basir, Priti Kumar Roy Global dynamics of HIV infection with two disease transmission routes - a mathematical model Commun. Math. Biol. Neurosci., 2020 (2020), Article ID 8 PDF</p> <p>Abadi -, Rudianto Artiono, Budi Priyo Prawoto The effects of vaccination to the dynamics of rubella virus with seasonality Commun. Math. Biol. Neurosci., 2020 (2020), Article ID 9 PDF</p> <p>Soukaina Ben Rhila, Rachid Ghazzali, Amine El Bhih, Mostafa Rachik Optimal control problem of a quarantine model in multi region with spatial dynamics Commun. Math. Biol. Neurosci., 2020 (2020), Article ID 10 PDF</p> <p>Gan Liu, Yongzhen Pei, Changguo Li Approximate Bayesian computation based on pseudo-prior adjustment and its adhibition in bioscience Commun. Math. Biol. Neurosci., 2020 (2020), Article ID PDF</p>
--	---

- Ibrahim M. ELmojtaba, Amina Al-Sawaii, Mariam Al-Moqbali [PDF](#)
[Optimal control analysis of a predator-prey model with harvesting and variable carrying capacity](#)
Commun. Math. Biol. Neurosci., 2020 (2020), Article ID 12
- Amar Nath Chatterjee, Priti Kumar Roy [PDF](#)
[Smoking habit: a bio mathematical study](#)
Commun. Math. Biol. Neurosci., 2020 (2020), Article ID 13
- Abdelfatah Kouidere, Abderrahim Labzai, Bouchaib Khajji, Hanane Ferjouchia, Omar Balatif, Abdesslam Boutayeb, Mostafa Rachik [PDF](#)
[Optimal control strategy with multi-delay in state and control variables of a discrete mathematical modeling for the dynamics of diabetic population](#)
Commun. Math. Biol. Neurosci., 2020 (2020), Article ID 14
- Rachid Bouajaji, Hassan Laarabi, Mostafa Rachik [PDF](#)
[Optimal control strategy for a discrete time epidemic models of mycobacterium tuberculosis infections](#)
Commun. Math. Biol. Neurosci., 2020 (2020), Article ID 15
- Maureen L. Juga, Farai Nyabadza [PDF](#)
[Modelling the Ebola virus disease dynamics in the presence of interfered interventions](#)
Commun. Math. Biol. Neurosci., 2020 (2020), Article ID 16
- Reza Memarbashi, Somaye Taghavi [PDF](#)
[Backward bifurcation and global stability in a heroin epidemic model](#)
Commun. Math. Biol. Neurosci., 2020 (2020), Article ID 17
- Hamza Boutayeb, Mustapha Lhous, Omar Zakary, Mostafa Rachik [PDF](#)
[System \(GIS\) and the mathematical modeling of epidemics to estimate and control the spatio-temporal severity of infection in the most attractive regions](#)
Commun. Math. Biol. Neurosci., 2020 (2020), Article ID 18
- Hajar Besbassi, Zineb El Rhoubari, Khalid Hattaf, Noura Yousfi [PDF](#)
[A generalized model of chikungunya virus with both modes of transmission and humoral immunity](#)
Commun. Math. Biol. Neurosci., 2020 (2020), Article ID 19
- Raima Carol Appaw, Farai Nyabadza, Isaac Sefa Akumah [PDF](#)
[A stage structured model for HIV/AIDS in the presence of vertical transmission: The case of Ghana](#)
Commun. Math. Biol. Neurosci., 2020 (2020), Article ID 20
- Abderrahim Labzai, Bouchaib Khajji, Omar Balatif, Mostafa Rachik [PDF](#)
[Discrete mathematical modeling of the propagation of religious ideas: Optimal control approach](#)
Commun. Math. Biol. Neurosci., 2020 (2020), Article ID 21
- Rezzy Eko Caraka, Nyityasmono Tri Nugroho, Shao-Kuo Tai, Rung-Ching Chen, Toni Toharudin, Bens Pardamean [PDF](#)
[Feature importance of the aortic anatomy on endovascular aneurysm repair \(EVAR\) using Boruta and Bayesian MCMC](#)
Commun. Math. Biol. Neurosci., 2020 (2020), Article ID 22

Eman Simbawa, Sara Alharbi, Jawaher Aljohani, Hala Abosamra, Samia Aboushoushah, Vittorio Cristini Mathematical model of immunotherapy response to antibodies as a treatment for cancer Commun. Math. Biol. Neurosci., 2020 (2020), Article ID 23	PDF
Abdelfatah Kouidere, Bouchaib Khajji, Amine El Bhih, Omar Balatif, Mostafa Rachik A mathematical modeling with optimal control strategy of transmission of COVID-19 pandemic virus Commun. Math. Biol. Neurosci., 2020 (2020), Article ID 24	PDF
Fatmawati -, Utami D. Purwati, Moh. I. Utoyo, Cicik Alfiniyah, Yuni Prihartini The dynamics of tuberculosis transmission with optimal control analysis in Indonesia Commun. Math. Biol. Neurosci., 2020 (2020), Article ID 25	PDF
Soukaina Ben Rhila, Mostafa Rachik Optimal control problem of a tuberculosis model with spatial dynamics Commun. Math. Biol. Neurosci., 2020 (2020), Article ID 26	PDF
Yenni Angraini, Khairil Anwar Notodiputro, Asep Saefuddin, Toni Toharudin Latent factor linear mixed model (LFLMM) for modelling Flanders data Commun. Math. Biol. Neurosci., 2020 (2020), Article ID 27	PDF
Jung-Soo Park, Jong-Hwa Park, Ki-Young Kim Neuroprotective effects of Oleiferin F on mitochondrial-mediated apoptosis in glutamate-induced HT22 cells Commun. Math. Biol. Neurosci., 2020 (2020), Article ID 28	PDF
Boutayeb Hamza, Bidah Sara, Zakary Omar, Elmouki Ilias, Ferjouchia Hanane, Rachik Mostafa SIS multi-regions discrete Influenza pandemic model and travel-blocking vicinity optimal control strategy on two forms of patch Commun. Math. Biol. Neurosci., 2020 (2020), Article ID 29	PDF
Caglar Uyulan A polynomial differential quadrature-based numerical scheme to simulate the nerve pulse propagation in the spatial Fitzhugh-Nagumo model Commun. Math. Biol. Neurosci., 2020 (2020), Article ID 30	PDF
Resa Septiani Pontoh, Toni Toharudin, Solichatus Zahroh, Enny Supartini Effectiveness of the public health measures to prevent the spread of COVID-19 Commun. Math. Biol. Neurosci., 2020 (2020), Article ID 31	PDF
Bouchaib Khajji, Abdelfatah Kouidere, Omar Balatif, Mostafa Rachik Mathematical modeling, analysis and optimal control of an alcohol drinking model with liver complication Commun. Math. Biol. Neurosci., 2020 (2020), Article ID 32	PDF
Isnani Darti, Agus Suryanto, Moh. Hartono Global stability of a discrete SIR epidemic model with saturated incidence rate and death induced by the disease Commun. Math. Biol. Neurosci., 2020 (2020), Article ID 33	PDF

<p>Jamal Harraq, Khalid Hattaf, Naceur Achtaich <u>Epidemiological models in high school mathematics education</u> Commun. Math. Biol. Neurosci., 2020 (2020), Article ID 34</p>	PDF
<p>Hanane Ferjouchia, Fatima Zahra Iftahy, Asma Chadli, Siham El Aziz, Abdelfatah Kouidere, Abderrahim Labzai, Omar Balatif, Mostafa Rachik <u>Application of optimal control strategies for physiological model of type 1 diabetes - T1D</u> Commun. Math. Biol. Neurosci., 2020 (2020), Article ID 35</p>	PDF
<p>Bevina D. Handari, Annisa Amalia, Shinta Rahmayani A, Dipo Aldila <u>Numerical simulation of malaria transmission model considering secondary infection</u> Commun. Math. Biol. Neurosci., 2020 (2020), Article ID 36</p>	PDF
<p>Maratus Sholikah, Cicik Alfiniyah, Miswanto - <u>Stability analysis and optimal control of mathematical model for the spread of hepatitis E</u> Commun. Math. Biol. Neurosci., 2020 (2020), Article ID 37</p>	PDF
<p>Mouhcine Naim, Fouad Lahmidi, Abdelwahed Namir <u>Global stability of a fractional order SIR epidemic model with double epidemic hypothesis and nonlinear incidence rate</u> Commun. Math. Biol. Neurosci., 2020 (2020), Article ID 38</p>	PDF
<p>Maranya M. Mayengo, Gabriel M. Shirima, Sneathish Chakraverty, Moathodi Kgosimore, Padmanabhan Seshaiyer, Carmen Caiseda <u>Mathematical modeling of the dynamics of health risks associated with alcoholism in Tanzania: a literature review</u> Commun. Math. Biol. Neurosci., 2020 (2020), Article ID 39</p>	PDF
<p>O.P. Ogundile, S.O. Edeki <u>Approximate analytical solutions of linear stochastic differential models based on Karhunen-Loève expansion with finite series terms</u> Commun. Math. Biol. Neurosci., 2020 (2020), Article ID 40</p>	PDF
<p>Abderrahim Labzai, Abdelfatah Kouidere, Omar Balatif, Mostafa Rachik <u>Stability analysis of mathematical model new corona virus (COVID-19) disease spread in population</u> Commun. Math. Biol. Neurosci., 2020 (2020), Article ID 41</p>	PDF
<p>Dian Candra Rini Novitasari, Rimuljo Hendradi, Rezzy Eko Caraka, Yuanita Rachmawati, Nurul Zainal Fanani, Anang Syarifudin, Toni Toharudin, Rung Ching Chen <u>Detection of COVID-19 chest X-ray using support vector machine and convolutional neural network</u> Commun. Math. Biol. Neurosci., 2020 (2020), Article ID 42</p>	PDF
<p>Segun I. Oke, Michael M. Ojo, Michael O. Adeniyi, Maba B. Matadi <u>Mathematical modeling of malaria disease with control strategy</u> Commun. Math. Biol. Neurosci., 2020 (2020), Article ID 43</p>	PDF
<p>Imane El Berrai, Khalid Adnaoui, Jamal Bouyaghroumni <u>Mathematical study of coronavirus (MERS-COV)</u> Commun. Math. Biol. Neurosci., 2020 (2020), Article ID</p>	PDF

- Sawsan Mohsin Abed, M.A. Al-Jawary
[Reliable iterative methods for mathematical biology model](#)
Commun. Math. Biol. Neurosci., 2020 (2020), Article ID 45 [PDF](#)
- Chuang Xu, Yongzhen Pei, Changguo Li
[The discrepancy measures in approximate Bayesian computation and applications in bioscience](#)
Commun. Math. Biol. Neurosci., 2020 (2020), Article ID 46 [PDF](#)
- Maba Boniface Matadi
[On the integrability of the SIRD epidemic model](#)
Commun. Math. Biol. Neurosci., 2020 (2020), Article ID 47 [PDF](#)
- Bharuno Mahesworo, Tjeng Wawan Cenggoro, Arif Budiarto, Favorisen Rosyking Lumbanraja, Bens Pardamean
[Phosphorylation site prediction using gradient tree boosting](#)
Commun. Math. Biol. Neurosci., 2020 (2020), Article ID 48 [PDF](#)
- Dipo Aldila
[Cost-effectiveness and backward bifurcation analysis on COVID-19 transmission model considering direct and indirect transmission](#)
Commun. Math. Biol. Neurosci., 2020 (2020), Article ID 49 [PDF](#)
- Sawsan Mohsin Abed, M.A. Al-Jawary
[Reliable iterative methods for mathematical model of COVID-19 based on data in Anhui, China](#)
Commun. Math. Biol. Neurosci., 2020 (2020), Article ID 50 [PDF](#)
- Cicik Alfiniyah
[Emergence of colony-level quorum sensing due to expansion based on simple dynamics](#)
Commun. Math. Biol. Neurosci., 2020 (2020), Article ID 51 [PDF](#)
- Triyani Hendrawati, Aji Hamim Wigena, I. Made Sumertajaya, Bagus Sartono
[A new approach to clustering time series data using the ARIMA model uncertainty](#)
Commun. Math. Biol. Neurosci., 2020 (2020), Article ID 52 [PDF](#)
- I. Gede Nyoman Mindra Jaya, Budi Nurani Ruchjana, Atje Setiawan Abdullah, Toni Toharudin
[Spatial distribution of tuberculosis disease among men and women in Bandung city, Indonesia](#)
Commun. Math. Biol. Neurosci., 2020 (2020), Article ID 53 [PDF](#)
- Maranya M. Mayengo, Moathodi Kgosimore, Snehashish Chakraverty, Padmanabhan Seshaiyer, Carmen Caiseda, Gabriel Shirima
[Mathematical models for the dynamics of alcohol related health risks with changing behavior via cultural beliefs in Tanzania](#)
Commun. Math. Biol. Neurosci., 2020 (2020), Article ID 54 [PDF](#)
- Felix Okoe Mettle, Prince Osei Affi, Emmanuel Kojo Aidoo, Shadrack Benn
[Stochastic modeling approach of infectious disease with sir epidemiological compartment model](#)
Commun. Math. Biol. Neurosci., 2020 (2020), Article ID 55 [PDF](#)

<p>Toni Toharudin, Resa Septiani Pontoh, Solichatus Zahroh, Anthony Akbar, Neneng Sunengsih <u>Impact of large scale social restriction on the COVID-19 cases in East Java</u> Commun. Math. Biol. Neurosci., 2020 (2020), Article ID 56</p>	PDF
<p>Bidah Sara, Zakary Omar, Tridane Abdessamad, Rachik Mostafa, Ferjouchia Hanane <u>Parameters' estimation, sensitivity analysis and model uncertainty for an influenza a mathematical model: case of Morocco</u> Commun. Math. Biol. Neurosci., 2020 (2020), Article ID 57</p>	PDF
<p>Rinda Fitriani, I. Gede Nyoman Mindra Jaya <u>Spatial modeling of confirmed COVID-19 pandemic in East Java province by geographically weighted negative binomial regression</u> Commun. Math. Biol. Neurosci., 2020 (2020), Article ID 58</p>	PDF
<p>Isma Dwi Kurniawan, Cahyo Rahmadi, Rezzy Eko Caraka, Iman Aulia Rahman, Ida Kinasih, Toni Toharudin, Rung Ching Chen, Youngjo Lee <u>Correspondence between bats population and terrestrial cave-dwelling arthropods community in Tasikmalaya karst area</u> Commun. Math. Biol. Neurosci., 2020 (2020), Article ID 59</p>	PDF
<p>Eric Okyere, Joseph Ackora-Prah, Francis Tabi Oduro <u>A Caputo based SIRS and SIS fractional order models with standard incidence rate and varying population</u> Commun. Math. Biol. Neurosci., 2020 (2020), Article ID 60</p>	PDF
<p>Abiodun Ezekiel Owoyemi, Ibrahim Mohammed Sulaiman, Mustafa Mamat, Sunday Ezekiel Olowo, Olubodun Ayodeji Adebisi, Zahrahtul Amani Zakaria <u>Analytic numeric solution of coronavirus (COVID-19) pandemic model in fractional - order</u> Commun. Math. Biol. Neurosci., 2020 (2020), Article ID 61</p>	PDF
<p>Meksianis Z. Ndi, Yudi Ari Adi <u>Modelling the transmission dynamics of COVID-19 under limited resources</u> Commun. Math. Biol. Neurosci., 2020 (2020), Article ID 62</p>	PDF
<p>I. Gede Nyoman Mindra Jaya, Budi Nurani Ruchjana, Atje Setiawan Abdullah, Toni Toharudin <u>A relationship between temperature and precipitation over the contiguous Bandung city, Indonesia</u> Commun. Math. Biol. Neurosci., 2020 (2020), Article ID 63</p>	PDF
<p>Annord Mwapinga, Eunice Mureithi, James Makungu, Verdiana Masanja <u>Non-Newtonian heat and mass transfer on MHD blood flow through a stenosed artery in the presence of body exercise and chemical reaction</u> Commun. Math. Biol. Neurosci., 2020 (2020), Article ID 64</p>	PDF
<p>Restu Arisanti, I. Made Sumertajaya, Khairil Anwar Notodiputro, Indahwati - <u>Firth bias correction for estimating variance components of logistics linear mixed model using penalized quasi likelihood method</u> Commun. Math. Biol. Neurosci., 2020 (2020), Article ID 65</p>	PDF
<p>Linus N. Kisoma, Colin Torney, Dmitry Kuznetsov, Anna</p>	PDF

- C. Treydte
[An investigation of power law distribution in wildebeest \(Connochaetes taurinus\) herds in Serengeti National Park, Tanzania](#)
Commun. Math. Biol. Neurosci., 2020 (2020), Article ID 66
- Fia Fridayanti Adam, Anang Kurnia, I. Gusti Putu Purnaba, I. Wayan Mangku, Agus M. Soleh
[Tweedie compound Poisson model with first order autoregressive time random effect](#)
Commun. Math. Biol. Neurosci., 2020 (2020), Article ID 67 [PDF](#)
- Mouhamadou A.M.T. Baldé, Coura Baldé, Babacar M. Ndiaye
[Impact studies of nationwide measures COVID-19 anti-pandemic: compartmental model and machine learning](#)
Commun. Math. Biol. Neurosci., 2020 (2020), Article ID 68 [PDF](#)
- Hasbi Yasin, Arief Rachman Hakim, Budi Warsito
[Development life expectancy model in Central Java using robust spatial regression with M-estimators](#)
Commun. Math. Biol. Neurosci., 2020 (2020), Article ID 69 [PDF](#)
- Boutayeb Hamza, Bidah Sara, Zakary Omar, Agmour Imane, Rachik Mostafa
[New automated optimal vaccination control with a multi-region SIRS epidemic mode](#)
Commun. Math. Biol. Neurosci., 2020 (2020), Article ID 70 [PDF](#)
- Nasser Al-Salti, Fatma Al-Musalhi, Maryam Al-Yahyai, Ibrahim M. Elmojtaba
[The hidden role of the pre-symptomatic individuals in the transmission dynamics of COVID-19](#)
Commun. Math. Biol. Neurosci., 2020 (2020), Article ID 71 [PDF](#)
- Nur Chamidah, Budi Lestari, Ardion Massaid, Toha Saifudin
[Estimating mean arterial pressure affected by stress scores using spline nonparametric regression model approach](#)
Commun. Math. Biol. Neurosci., 2020 (2020), Article ID 72 [PDF](#)
- Taghreed G. Sugati, Sarah A. Al-Sheikh, Amani Sh. Al-Sulami
[Stability analysis of switched systems for cancer treatment by anti-angiogenesis via minimum dwell time \(MDT\)](#)
Commun. Math. Biol. Neurosci., 2020 (2020), Article ID 73 [PDF](#)
- Hafidz Putra Odinsyah, Fatmawati -, Cicik Alfiniyah
[Optimal controls analysis of HIV/AIDS transmission model with an aware population](#)
Commun. Math. Biol. Neurosci., 2020 (2020), Article ID 74 [PDF](#)
- Amine El Bhih, Youssef Benfatah, Abdelfatah Kouidere, Mostafa Rachik
[A discrete mathematical modeling of transmission of COVID-19 pandemic using optimal control](#)
Commun. Math. Biol. Neurosci., 2020 (2020), Article ID 75 [PDF](#)
- Rudianto Artiono, Budi Priyo Prawoto, Dayat Hidayat, Dwi Nur Yuniarti, Yuliani Puji Astuti
[The dynamics of COVID-19: the effect of large-scale social restrictions](#)
Commun. Math. Biol. Neurosci., 2020 (2020), Article ID [PDF](#)

- Elin Marhamah, I. Gede Nyoman Mindra Jaya
[Modeling positive COVID-19 cases in Bandung City by means geographically weighted regression](#)
Commun. Math. Biol. Neurosci., 2020 (2020), Article ID 77 [PDF](#)
- Bhagya Jyoti Nath, Hemanta Kumar Sarmah
[On dynamics of a mathematical model for HIV infection with fusion effect and cure rate](#)
Commun. Math. Biol. Neurosci., 2020 (2020), Article ID 78 [PDF](#)
- Asif Jan, Rashid Jan, Hassan Khan, M. S. Zobaer, Rasool Shah
[Fractional-order dynamics of Rift Valley fever in ruminant host with vaccination](#)
Commun. Math. Biol. Neurosci., 2020 (2020), Article ID 79 [PDF](#)
- Debasish Bhattacharjee, Ankur Jyoti Kashyap, Kaushik Dehingia, Hemanta Kumar Sarmah
[Dynamical analysis of a predator-prey epidemiological model with density dependent disease recovery](#)
Commun. Math. Biol. Neurosci., 2020 (2020), Article ID 80 [PDF](#)
- Santanu Acharjee, Kabindra Goswami, Hemanta Kumar Sarmah
[On entropy of pairwise continuous map in bitopological dynamical systems](#)
Commun. Math. Biol. Neurosci., 2020 (2020), Article ID 81 [PDF](#)
- Lahcen El Youssefi, Hajar Moutamanni, Abderrahim Labzai, Omar Balatif, Mostafa Rachik
[Optimal control for a discrete model of hepatitis C with latent, acute and chronic stages in the presence of treatment](#)
Commun. Math. Biol. Neurosci., 2020 (2020), Article ID 82 [PDF](#)
- C. W. Chukwu, J. Mushanyu, M. L. Juga, Fatmawati -
[A mathematical model for co-dynamics of listeriosis and bacterial meningitis diseases](#)
Commun. Math. Biol. Neurosci., 2020 (2020), Article ID 83 [PDF](#)
- S.O. Edeki, I. Adinya, M.E. Adeosun, I.D. Ezekiel
[Mathematical analysis of the global COVID-19 spread in Nigeria and Spain based on SEIRD model](#)
Commun. Math. Biol. Neurosci., 2020 (2020), Article ID 84 [PDF](#)
- Aeri Rachmad, Nur Chamidah, Riries Rulaningtyas
[Mycobacterium tuberculosis images classification based on combining of convolutional neural network and support vector machine](#)
Commun. Math. Biol. Neurosci., 2020 (2020), Article ID 85 [PDF](#)
- Zineb Rachik, Hamza Boutayeb, Sara Bidah, Omar Zakary, Mostafa Rachik
[Control of information dissemination in online environments: optimal feedback control](#)
Commun. Math. Biol. Neurosci., 2020 (2020), Article ID 86 [PDF](#)
- Sacrifice Nana-Kyere, Eric Okyere, Johnson De-Graft Ankamah
[Compartmental SEIRW COVID-19 optimal control model](#)
Commun. Math. Biol. Neurosci., 2020 (2020), Article ID 87 [PDF](#)
- Lisa Risfana Sari, Puji Andayani, Agus Suryanto, Isnani [PDF](#)

Darti <u>Mathematical model of Guillain-Barre syndrome with Holling type II functional response</u> Commun. Math. Biol. Neurosci., 2020 (2020), Article ID 88	
I. Gede Nyoman Mindra Jaya, Yudhie Andriyana, Bertho Tantular <u>Elevation as a proxy for dengue disease transmission in Indonesia</u> Commun. Math. Biol. Neurosci., 2020 (2020), Article ID 89	PDF
Dwi Juniati, I Ketut Budayasa, Chusnul Khotimah <u>The similarity of iris between twins and its effect on iris recognition using box counting</u> Commun. Math. Biol. Neurosci., 2020 (2020), Article ID 90	PDF
Ebenezer Bonyah, Rahat Zarin, Fatmawati - <u>Mathematical modeling of cancer and hepatitis co-dynamics with non-local and non-singular kernel</u> Commun. Math. Biol. Neurosci., 2020 (2020), Article ID 91	PDF
Windarto -, Eridani - <u>On the dynamic and application of a mathematical model of the spread of HIV amongst drug users who inject</u> Commun. Math. Biol. Neurosci., 2020 (2020), Article ID 92	PDF
Budi Warsito, Tatik Widiharah, Alan Prahutama <u>Short term prediction of COVID-19 cases by using various types of neural network model</u> Commun. Math. Biol. Neurosci., 2020 (2020), Article ID 93	PDF
Mamta Barik, Sudipa Chauhan, Sumit Kaur Bhatia <u>Efficacy of pulse vaccination over constant vaccination in COVID-19: a dynamical analysis</u> Commun. Math. Biol. Neurosci., 2020 (2020), Article ID 94	PDF
Ahmed Kourrad, Amine Alabkari, Ali Labriji, Khalid Adnaoui, Imane El Berrai, Adil El Alami Laaroussi, Fouad Lahmidi <u>Optimal control strategy with delay in state and control variables of transmission of COVID-19 pandemic virus</u> Commun. Math. Biol. Neurosci., 2020 (2020), Article ID 95	PDF
Mohammed Alami Chentoufi, Tarek Zari <u>The financial performance of the investment between social responsibility and irresponsibility-new modeling</u> Commun. Math. Biol. Neurosci., 2020 (2020), Article ID 96	PDF
I.G.N.M. Jaya, B.N. Ruchjana, A. Setiawan Abdullah, N. Sunengsih <u>Multilevel model of dengue disease transmission in West Java province, Indonesia by means INLA</u> Commun. Math. Biol. Neurosci., 2020 (2020), Article ID 97	PDF
Shaibu Osman, Dominic Otoo, Charles Sebil, Oluwole Daniel Makinde <u>Bifurcation, sensitivity and optimal control analysis of modelling Anthrax-Listeriosis co-dynamics</u> Commun. Math. Biol. Neurosci., 2020 (2020), Article ID 98	PDF
Commun. Math. Biol. Neurosci.	

ISSN 2052-2541

Editorial Office: office@scik.org

Copyright ©2022 CMBN



Available online at <http://scik.org>

Commun. Math. Biol. Neurosci. 2020, 2020:92

<https://doi.org/10.28919/cmbn/5118>

ISSN: 2052-2541

ON THE DYNAMIC AND APPLICATION OF A MATHEMATICAL MODEL OF THE SPREAD OF HIV AMONGST DRUG USERS WHO INJECT

WINDARTO*, ERIDANI

Department of Mathematics, Faculty of Science and Technology, Universitas Airlangga, Surabaya, Indonesia

Copyright © 2020 the author(s). This is an open access article distributed under the Creative Commons Attribution License, which permits unrestricted use, distribution, and reproduction in any medium, provided the original work is properly cited.

Abstract. Kaplan developed the early deterministic mathematical model of the spread of HIV spread amongst IDUs (injecting drug users). This was followed by Greenhalgh and Hay, who extended the Kaplan model by considering some realistic assumptions. The models detailed the dynamic of probability of exposure to HIV of an IDU after they had used contaminated needles, and the dynamic of the IDU fraction subject to HIV infection. The model from Greenhalgh and Hay has two equilibria (fixed points), namely the HIV-free equilibrium and the HIV-endemic equilibrium. Greenhalgh and Hay demonstrated the global stability of the fixed points for some specific conditions. If the specific condition was not satisfied, Greenhalgh and Hay left it as an open problem. In this paper, we show that the dynamics of HIV spread among injecting drug users completely results from the basic reproduction number by constructing suitable Lyapunov functions, which resolves the open problem. We also apply the model to describe HIV/AIDS spread in a real case. The predicted result agrees with the data.

Keywords: HIV; injecting drug users; global stability; basic reproduction number; parameter estimation.

2010 AMS Subject Classification: 34D20, 34D23, 93A30.

1. INTRODUCTION

The retrovirus HIV (Human Immunodeficiency Virus) causes AIDS (Acquired Immune Deficiency Syndrome), a disease caused by damage to the immune system. HIV only lives in

*Corresponding author

E-mail address: windarto@fst.unair.ac.id

Received October 16, 2020

cells or live media. HIV is found in bodily fluids which contain white blood cells, e.g. blood, placental fluid, semen, spinal fluid, vaginal fluid, breast milk, and cerebrospinal fluid. HIV is transmitted when bodily fluids which contain HIV mix, for instance during sexual intercourse with someone with the infection, if contaminated needles and piercing tools are shared (for example those used for tattoos, piercings, and shaving), or through blood products containing HIV, i.e. transfusions. Pregnant women living with HIV could transmit the virus to her fetus or baby. According to the UNAIDS report, there were 37.9 million (32.7-44.0 million) people living with HIV worldwide at the end of 2018 [1].

There are a number of mathematical models which describe the spread of HIV, including HIV transmission in NSW prison [2], HIV spread because of heterosexual contact [3, 4], and HIV spread amongst injecting drug users [5, 6, 9]. Kaplan constructed an early HIV mathematical model amongst IDUs [5, 6]. Kaplan made the assumption that populations in which HIV/AIDS spread consisted of constant people. Kaplan assumed that the IDU populations were homogeneous and only injected drugs in places such as “shooting galleries”. A shooting gallery is where drug users can gather to inject and share drug injection equipment. Kaplan’s model is deterministic. The model consisted of two ordinary differential equations. The differential equation described the fraction of injecting drug user population with HIV infection at time t (the prevalence of HIV infection) and the probability that an injecting drug user will be exposed to HIV as a result of using contaminated equipment. This probability could be considered as the proportion of infected (contaminated) needles.

Using some assumptions, Kaplan suggested the following mathematical model [5, 6]:

$$(1) \quad \frac{dx}{dt} = \lambda \gamma y - \lambda \gamma x [1 - (1 - y)(1 - \theta)],$$

$$(2) \quad \frac{dy}{dt} = \lambda \alpha x (1 - y) - \mu y.$$

Here $x(t)$ and $y(t)$ are the proportion of infected (contaminated) needles and the fraction of infected, injecting drug users at time t , respectively. In eq. (1) and eq. (2), γ is the gallery ratio (ratio between a number of IDU and number of shooting galleries), λ is the injecting rate of IDU, θ is the probability of a contaminated needle becoming an uncontaminated needle after use by an uninfected IDU. In this model, α is the probability of an uninfected addict becoming

infected because of using a contaminated needle. The 'birth' rate and the 'death' rate of IDUs were assumed to have the same value μ .

In 1997, Greenhalgh and Hay altered the Kaplan model by adding some more realistic assumptions. Greenhalgh and Hay suggested the following mathematical model [6]:

$$(3) \quad \frac{dx}{dt} = (\sigma - \tau x)y - \rho x(1 - y),$$

$$(4) \quad \frac{dy}{dt} = \nu x(1 - y) - \mu y,$$

where $(x, y) \in \Omega = [0, 1] \times [0, 1]$. All parameters $\sigma, \tau, \rho, \nu, \mu$ are positive and $\sigma \leq \tau$. Two equilibria form the model: the HIV-free equilibrium $E_1 = (0, 0)$ and the HIV-endemic equilibrium $E_2 = (x_2, y_2)$ where x_2 and y_2 were given by

$$(5) \quad x_2 = \frac{\sigma\nu - \rho\mu}{\tau\nu}, \quad y_2 = \frac{\sigma\nu - \rho\mu}{\sigma\nu - \rho\mu + \tau\mu}.$$

The HIV-endemic equilibrium E_2 exists when the basic reproduction number $R_0 := \frac{\sigma\nu}{\rho\mu} > 1$. A dynamical model's basic reproduction number can be determined by a Next-Generation Operator [7, 8]. Greenhalgh and Hay found that the HIV-free equilibrium E_1 was asymptotically, locally stable whenever $R_0 < 1$ and it was unstable whenever $R_0 > 1$. Also, the HIV-endemic equilibrium E_2 was asymptotically, locally stable whenever $R_0 > 1$. Moreover, Greenhalgh and Hay proved that the HIV-free equilibrium E_1 and the endemic equilibrium E_2 are asymptotically, globally stable for specific conditions. The following theorem came from Greenhalgh and Hay [6].

Theorem 1.1. *The HIV-free equilibrium E_1 is globally asymptotically stable if (a) $R_0 < 1$, or (b) $R_0 = 1$ and $\tau > \rho$.*

Theorem 1.2. *The endemic equilibrium E_2 is globally asymptotically stable if $R_0 > 1$ and $\tau > \rho$.*

For $\rho \geq \tau$, Greenhalgh and Hay left it as an open problem. Case $\rho > \tau$ could occur when the proportion of those infected who were aware of their infection (p) is higher than the probability of a contaminated needle becoming an uncontaminated needle after use by an infected addict (θ). In this paper, we demonstrated that Greenhalgh & Hay's HIV-free equilibrium model is asymptotically, globally stable whenever $R_0 \leq 1$ and $\tau \leq \rho$. We also demonstrate that the

endemic equilibrium is asymptotically, globally stable whenever $R_0 > 1$ (no matter whether either $\tau > \rho$ or $\tau \leq \rho$).

This rest of this article is organized thus: Section 2 presents Greenhalgh and Hay's model of global stability of the HIV-free equilibrium by using a suitable Lyapunov function. Next, the global stability of the HIV-endemic equilibrium of Greenhalgh and Hay model is presented in Section 3. Applying the Greenhalgh and Hay model to HIV/AIDS spread data is shown in Section 4. Finally, the last section features the conclusion.

2. GLOBAL STABILITY OF THE HIV-FREE EQUILIBRIUM

Here we shall show the global stability of the disease-free equilibrium for the case $R_0 \leq 1$. We start by presenting the following Lemma.

Lemma 2.1. *Suppose $R_0 \leq 1$. Then the following statements hold:*

- (a) $x\dot{x} = -[\rho(1-y) + \tau y]x^2 + \sigma xy.$
- (b) $y\dot{y} = -[vx + \mu]y^2 + vxy.$
- (c) $\dot{x} + \frac{\sigma}{\mu}\dot{y} = -\rho(1-R_0)x(1-y) - \tau xy.$

Proof:

- (a) By performing algebraic manipulation for \dot{x} , we found that

$$\dot{x} = -[\rho(1-y) + \tau y]x + \sigma y.$$

This yields

$$x\dot{x} = -[\rho(1-y) + \tau y]x^2 + \sigma xy.$$

- (b) By performing algebraic manipulation for \dot{y} , we found that

$$\dot{y} = -(vx + \mu)y + vx.$$

Hence we find

$$y\dot{y} = -[vx + \mu]y^2 + vxy.$$

- (c) Suppose $R_0 \leq 1$. Then

$$\dot{x} + \frac{\sigma}{\mu}\dot{y} = \sigma y + (\rho x - \tau x)y - \rho x - \frac{\sigma}{\mu}(vx(1-y) - \mu y)$$

$$\begin{aligned}
 &= -\left(\rho - \frac{\sigma v}{\mu}\right)x + \left(\rho - \frac{\sigma v}{\mu}\right)xy - \tau xy \\
 &= -\rho(1 - R_0)x(1 - y) - \tau xy.
 \end{aligned}$$

The disease-free equilibrium E_1 global stability is shown in the following theorem.

Theorem 2.2. *Suppose $R_0 \leq 1$. Thus, the HIV-free equilibrium $E_1 = (0, 0)$ is asymptotically, globally stable in Ω .*

Proof: We have defined a Lyapunov function $U : \Omega \rightarrow R$ by

$$U(x, y) = \frac{\tau}{4\sigma}x^2 + \frac{\tau}{4\nu}y^2 + x + \frac{\sigma}{\mu}y.$$

Then U is in the C^∞ class function on the domain Ω . The HIV-free equilibrium (E_1) is the global minimum of U . Moreover, U is a definite positive function around E_1 where for every $(x, y) \in \Omega \setminus \{E_1\}$, $U(x, y) > U(E_1) = 0$. The time derivative of U computed alongside the mathematical model solutions in (3)-(4), is given by the following expression

$$\frac{dU}{dt} = \frac{\tau}{2\sigma}x\dot{x} + \frac{\tau}{2\nu}y\dot{y} + \dot{x} + \frac{\sigma}{\mu}\dot{y}.$$

By using Lemma 2.1, we found that

$$\frac{dU}{dt} = -\frac{\tau}{2\sigma}[\rho(1 - y) + \tau y]x^2 - \frac{\tau}{2\nu}(\nu x + \mu)y^2 - \rho(1 - R_0)x(1 - y).$$

Since all model parameters are positive, and every variable is non-negative, therefore $\frac{dU}{dt} \leq 0$ for $R_0 \leq 1$. Also, $\frac{dU}{dt} = 0$ if and only if $(x, y) = E_1$. Thus, the greatest compact invariant set in $\{(x, y) \in \Omega : \frac{dU}{dt} = 0\}$ is the singleton $\{E_1\}$. By LaSalle's invariance principle [10] then implies that the disease free equilibrium E_1 is asymptotically, globally stable in Ω . \square

Remarks: Any functions $U(x, y) = mx^2 + ny^2 + x + \frac{\sigma}{\mu}y$ where $m \geq 0$, $n \geq 0$, $m\sigma + n\nu = \tau$ are also Lyapunov functions for proving the disease's global stability of free equilibrium E_1 .

3. GLOBAL STABILITY OF ENDEMIC EQUILIBRIUM

Here, we demonstrate endemic equilibrium's global stability for the case $R_0 > 1$ using Dulac criterion and a Lyapunov function.

Theorem 3.1. *If $R_0 > 1$ then the endemic equilibrium E_2 is globally asymptotically stable in $\Omega \setminus \{E_1\}$.*

Proof: Suppose $f(x, y) = \dot{x}$ and $g(x, y) = \dot{y}$. We found that

$$(6) \quad \frac{\partial f}{\partial x} + \frac{\partial g}{\partial y} = -[\rho(1-y) + \tau y] - (vx + \mu) < 0.$$

Therefore, the mathematical model in equations (3)-(4) does not have any periodic solution in Ω [11, 12, 13]. Since E_2 is asymptotically, locally stable whenever $R_0 > 1$, then by applying the classical Poincare-Bendixson theorem, the endemic equilibrium E_2 is asymptotically, globally stable in $\Omega \setminus \{E_1\}$. \square

Now, we show the endemic equilibrium's global stability whenever it exists by using a Lyapunov function. We present the following lemma.

Lemma 3.2. *Suppose $R_0 > 1$. Then the following statement are hold:*

$$(a) \quad \dot{x} = -[\rho(1-y) + \tau y](x - x_2) + \rho \frac{x_2}{y_2}(y - y_2).$$

$$(b) \quad \dot{x} = -\sigma \frac{y_2}{x_2}(x - x_2) + (\sigma - \tau x + \rho x)(y - y_2).$$

$$(c) \quad \dot{y} = \mu \frac{y_2}{x_2}(x - x_2) - (vx + \mu)(y - y_2).$$

$$(d) \quad \dot{y} = v(1-y)(x - x_2) - v \frac{x_2}{y_2}(y - y_2).$$

$$(e) \quad \text{Let } F = \left[x - x_2 + \frac{\sigma}{\mu}(y - y_2) \right] \left(\dot{x} + \frac{\sigma}{\mu} \dot{y} \right). \text{ Then}$$

$$\begin{aligned} F &= -[-\rho(R_0 - 1)(1 - y) + \tau y](x - x_2)^2 - \frac{\sigma}{\mu} [\rho(R_0 - 1)x + \tau x](y - y_2)^2 \\ &\quad - \rho(R_0 - 1) \frac{x_2}{y_2}(x - x_2)(y - y_2). \end{aligned}$$

Proof: Let $R_0 > 1$. Then, the endemic equilibrium E_2 given in (5) is exist. Moreover suppose $f(x, y) = \dot{x}$ and $g(x, y) = \dot{y}$.

(a) By using Taylor theorem, $\dot{x} = f(x, y)$ could be represented as

$$f(x, y) = f_x(x - x_2) + f_y(y - y_2) + \frac{1}{2}f_{xx}(x - x_2)^2 + f_{xy}(x - x_2)(y - y_2) + \frac{1}{2}f_{yy}(y - y_2)^2,$$

where all partial derivatives of are evaluated at E_2 . By direct calculation, we found that

$$f_x = -[\rho(1-y) + \tau y], f_y = \sigma - \tau x + \rho x, f_{xx} = 0, f_{xy} = \rho - \tau, f_{yy} = 0.$$

Hence \dot{x} could be represented as

$$\dot{x} = -[\rho(1 - y_2) + \tau y_2](x - x_2) + (\sigma - \tau x_2 + \rho x_2)(y - y_2) + (\rho - \tau)(x - x_2)(y - y_2).$$

From equilibrium condition, $\sigma - \tau x_2 + \rho x_2 = \rho \frac{x_2}{y_2}$. Hence we found

$$\dot{x} = -[\rho(1 - y) + \tau y](x - x_2) + \rho \frac{x_2}{y_2}(y - y_2).$$

(b) From Lemma 3.2.(a), we found that

$$\begin{aligned} \dot{x} &= -[\rho(1 - y_2) + \tau y_2](x - x_2) + (\sigma - \tau x_2 + \rho x_2)(y - y_2) + (\rho - \tau)(x - x_2)(y - y_2) \\ &= -[\rho(1 - y_2) + \tau y_2](x - x_2) + (\sigma - \tau x + \rho x)(y - y_2). \end{aligned}$$

From equilibrium condition, $\rho(1 - y_2) + \tau y_2 = \sigma \frac{y_2}{x_2}$. Hence we found

$$\dot{x} = -\sigma \frac{y_2}{x_2}(x - x_2) + (\sigma - \tau x + \rho x)(y - y_2).$$

(c) By using Taylor theorem, $\dot{y} = g(x, y)$ could be represented as

$$g(x, y) = g_x(x - x_2) + g_y(y - y_2) + \frac{1}{2}g_{xx}(x - x_2)^2 + g_{xy}(x - x_2)(y - y_2) + \frac{1}{2}g_{yy}(y - y_2)^2,$$

where all partial derivatives of are evaluated at E_2 . By direct calculation, we found that

$$g_x = v(1 - y), \quad g_y = -(vx + \mu), \quad g_{xx} = 0, \quad g_{xy} = -v, \quad g_{yy} = 0.$$

Hence \dot{y} could be represented as

$$\dot{y} = v(1 - y_2)(x - x_2) - (vx_2 + \mu)(y - y_2) - v(x - x_2)(y - y_2).$$

From equilibrium condition, $v(1 - y_2) = \mu \frac{y_2}{x_2}$. Hence we found

$$\dot{y} = \mu \frac{y_2}{x_2}(x - x_2) - (vx + \mu)(y - y_2).$$

(d) From Lemma 3.2.(c), we found that

$$\begin{aligned} \dot{y} &= v(1 - y_2)(x - x_2) - (vx_2 + \mu)(y - y_2) - v(x - x_2)(y - y_2) \\ &= v(1 - y)(x - x_2) - (vx_2 + \mu)(y - y_2). \end{aligned}$$

From equilibrium condition, $vx_2 + \mu = v \frac{x_2}{y_2}$. Hence we found

$$\dot{y} = v(1 - y)(x - x_2) - v \frac{x_2}{y_2}(y - y_2).$$

(e) F could be decomposed as $F = F_1 + F_2 + F_3 + F_4$ where

$$F_1 = (x - x_2)\dot{x}, F_2 = \frac{\sigma}{\mu}(x - x_2)\dot{y}, F_3 = \frac{\sigma}{\mu}(y - y_2)\dot{x}, F_4 = \frac{\sigma^2}{\mu^2}(y - y_2)\dot{y}.$$

From Lemma 3.2(a)-(d), we found that

$$\begin{aligned} F_1 &= -[\rho(1-y) + \tau y](x - x_2)^2 + \rho \frac{x_2}{y_2}(x - x_2)(y - y_2), \\ F_2 &= \frac{\sigma v}{\mu}(1-y)(x - x_2)^2 - \frac{\sigma v x_2}{\mu y_2}(x - x_2)(y - y_2), \\ F_3 &= -\frac{\sigma^2 y_2}{\mu x_2}(x - x_2)(y - y_2) + \frac{\sigma}{\mu}(\sigma - \tau x + \rho x)(y - y_2)^2, \\ F_4 &= \frac{\sigma^2 y_2}{\mu x_2}(x - x_2)(y - y_2) - \frac{\sigma^2}{\mu^2}(vx + \mu)(y - y_2)^2. \end{aligned}$$

After cancelling identical terms with opposite signs, we found that

$$\begin{aligned} F &= -\left[\left(\rho - \frac{\sigma v}{\mu}\right)(1-y) + \tau y\right](x - x_2)^2 - \frac{\sigma}{\mu}\left(\frac{\sigma v}{\mu}x - \rho x + \tau x\right)(y - y_2)^2 \\ &\quad - \left(\frac{\sigma v}{\mu} - \rho\right)\frac{x_2}{y_2}(x - x_2)(y - y_2). \end{aligned}$$

Hence

$$\begin{aligned} F &= -[-\rho(R_0 - 1)(1-y) + \tau y](x - x_2)^2 - \frac{\sigma}{\mu}[\rho(R_0 - 1)x + \tau x](y - y_2)^2 \\ &\quad - \rho(R_0 - 1)\frac{x_2}{y_2}(x - x_2)(y - y_2). \square \end{aligned}$$

In the following theory, the endemic equilibrium E_2 global stability is shown by building a suitable Lyapunov function.

Theorem 3.3. *Assume that $R_0 > 1$. Thus, the endemic equilibrium $E_2 = (x_2, y_2)$ is asymptotically, globally stable in $\Omega \setminus \{E_1\}$.*

Proof: We have defined the Lyapunov function $V : \Omega \rightarrow R$ by

$$V(x, y) = \frac{1}{2}(R_0 - 1)(x - x_2)^2 + \frac{1}{2}\left[x - x_2 + \frac{\sigma}{\mu}(y - y_2)\right]^2.$$

Then V is a member of C^∞ function set on the domain Ω . In addition, the endemic equilibrium E_2 is the global minimum of V on Ω . Moreover, V is definite positive function around E_2 where

for every $(x, y) \in \Omega \setminus E_2$, $V(x, y) > 0$. The time derivative of V computed along solutions of the mathematical model in (3)-(4), is given by the expression

$$\frac{dV}{dt} = (R_0 - 1)(x - x_2)\dot{x} + \left[(x - x_2) + \frac{\sigma}{\mu}(y - y_2) \right] \left(\dot{x} + \frac{\sigma}{\mu}\dot{y} \right).$$

By using Lemma 3.2, we found that

$$\begin{aligned} \frac{dV}{dt} = & -(R_0 - 1)[\rho(1 - y) + \tau y](x - x_2)^2 + (R_0 - 1)\rho \frac{x_2}{y_2}(x - x_2)(y - y_2) \\ & + [(R_0 - 1)\rho(1 - y) - \tau y](x - x_2)^2 - \frac{\sigma}{\mu}[\rho(R_0 - 1)x + \tau x](y - y_2)^2 \\ & - \rho(R_0 - 1)\frac{x_2}{y_2}(x - x_2)(y - y_2). \end{aligned}$$

Hence we found

$$\frac{dV}{dt} = -R_0\tau y(x - x_2)^2 - \frac{\sigma}{\mu}x(\rho(R_0 - 1) + \tau)(y - y_2)^2.$$

Since every parameter in the model is positive and every variable is non-negative, then $\frac{dV}{dt} \leq 0$ for $R_0 > 1$. Moreover, $\frac{dV}{dt} = 0$ if and only if $(x, y) = (0, 0) = E_1$ or $(x, y) = (x_2, y_2) = E_2$. Thus, the greatest compact invariant set in $\{(x, y) \in \Omega \setminus \{E_1\} : \frac{dV}{dt} = 0\}$ is the singleton $\{E_2\}$. By LaSalle's invariance principle [10] then the implication is that endemic equilibrium E_2 is asymptotically, globally stable in $\Omega \setminus \{E_1\}$. \square

4. APPLICATION OF THE MODEL

Here we applied the Greenhalgh and Hay mathematical model in eq. (3)-(4) for describing the spread of HIV/AIDS in Jawa Timur (East Java) province, Indonesia. To apply the model, HIV/AIDS spread in Jawa Timur province adheres to the following assumption:

- (1) Number of injecting drug user is assumed to be constant.
- (2) Number of the needle is assumed to be constant.
- (3) HIV/AIDS spread could only be transmitted by sharing needles amongst injecting drug users.

The amount of cumulative HIV/AIDS case (z) at time t in Jawa Timur province is presented in Table 1, the data of which was compiled from the Health Profile of Jawa Timur 2011-2018 [14].

TABLE 1. Cumulative HIV/AIDS ($z(t)$) in Jawa Timur province

Year	2011	2012	2013	2014	2015	2016	2017	2018
t	0	1	2	3	4	5	6	7
z(t)	11585	15681	20030	26433	32646	36881	44949	53641

Here, our objective is to predict the basic reproductive ratio R_0 from the Table 1 data. Therefore, every parameter ($\sigma, \tau, \rho, \nu, \mu$) in the Greenhalgh and Hay model in eq. (3)-(4) is estimated from the data. Unfortunately, the number of the injecting drug users (N) and dynamics of the needle are unknown. By defining $y(t) = \frac{z(t)}{N}$, then number of cumulative HIV/AIDS case in the Table 1 could be transformed into dimensionless variable $y(t)$. The parameters $\sigma, \tau, \rho, \nu, \mu$ and the initial values $x(0), y(0)$ are estimated such that the mean average percentage error ($MAPE$)

$$MAPE = \frac{1}{8} \sum_{i=0}^7 \left| \frac{z_i(t) - N\widehat{y}_i(t)}{z_i(t)} \right| * 100\%$$

is minimum. Here $\widehat{y}_i(t)$ is the proportion of HIV-infected IDUs (injecting drug users) at time i predicted from the model.

Because the mathematical models in eq. (3)-(4) are nonlinear differential equations, the models' analytical solutions cannot be obtained. As such, a heuristic method, for example a genetic algorithm method can be used for estimating parameter values from the non-linear model differential equations. Here, we used continuous genetic algorithm, because the algorithm has a larger suitable mutation rate than the binary genetic algorithm [15, 16]. Table 2 shows the estimation results of parameters in the Greenhalgh and Hay mathematical model in Eq. (3)-(4) for various mutation rate (m) using a continuous genetic algorithm .

The Table 2 results are the best values from seven times implementation of continuous genetic algorithm. It can be seen from the table that the minimum value of normalized residual sum of square is attained when the mutation rate is 0.5. Therefore, we obtain the parameter values of the mathematical model in equations. (3)-(4) are $x(0) = 0.088779$, $y(0) = 0.073013$, $\sigma = 3.2430$, $\tau = 8.8956$, $\rho = 4.0158$, $\nu = 0.4332$ and $\mu = 0.0125$. Hence, we found that the basic reproductive ratio of HIV/AIDS spread in Jawa Timur province predicted from the model is $R_0 = \frac{\sigma\nu}{\rho\mu} = 27.985$. In addition, by assuming that number of injecting drug users (IDUs) is

constant, we could predict the number of the injecting drug users (N). Here we found that $N = \frac{z(0)}{\hat{y}(0)} = 158671$ IDUs.

TABLE 2. Predicted parameter values

m	$x(0)$	$y(0)$	σ	τ	ρ	v	μ	MAPE
0.1	0.118593	0.086516	2.3790	4.7432	1.2892	0.2773	0.0193	1.764 %
0.2	0.119980	0.079262	3.4187	6.0882	3.3441	0.3379	0.0141	1.723 %
0.3	0.123532	0.071872	4.4768	8.7402	4.4420	0.3310	0.0125	1.738 %
0.4	0.091608	0.101401	2.5473	5.9607	3.9028	0.5549	0.0127	1.768 %
0.5	0.088779	0.073013	3.2430	8.8956	4.0158	0.4332	0.0125	1.722 %

Figure 1 presents the dynamic of infected IDUs predicted from the model. As previously predicted by the analytical result, the dynamic of infected IDUs tends towards the endemic equilibrium when the basic reproductive ratio is more than one. From a practical point of view, harm reduction programs e.g. methadone therapy or needle exchange programs should be used to control and reduce the spread of HIV/AIDS among injecting drug users.

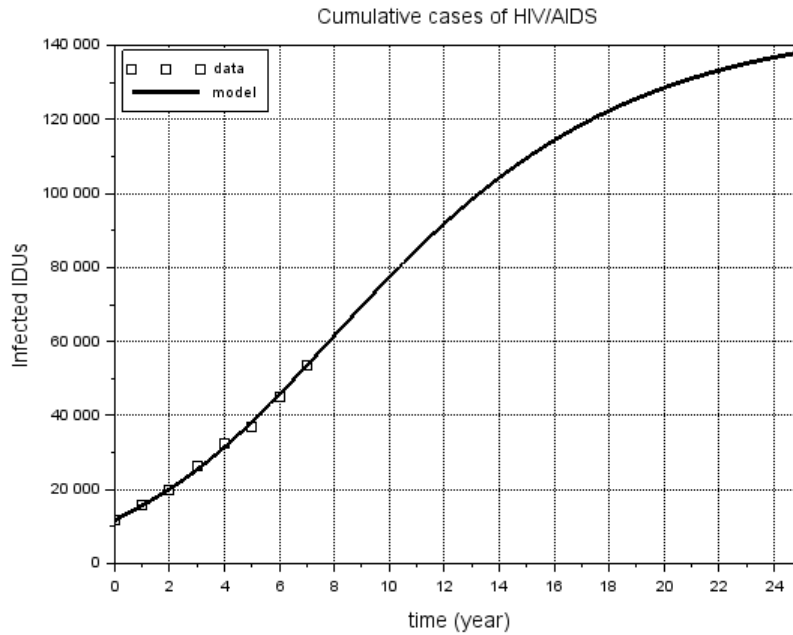


FIGURE 1. The dynamics of infected IDUs predicted from the model

5. CONCLUSION

We have proved the global stability of equilibria in a mathematical model of the spread of HIV spread amongst injecting drug users. We have shown that the mathematical model's global stability was completely determined by the basic reproduction number, which is either equal or less than one, the disease-free equilibrium is asymptotically, globally stable in the feasible region. The proof is completed by constructing a suitable Lyapunov function. Furthermore, if the basic reproduction number is more than one, then the endemic equilibrium is asymptotically, globally stable in the feasible region, provided that the initial value is not located at the disease-free equilibrium. This was proved by the construction of a suitable Lyapunov function and combination of Dulac function and Poincare-Bendixon theorem. We also applied the model to describe HIV/AIDS spread in a real case. The predicted model result agrees with the data.

6. ACKNOWLEDGEMENT

This research was part funded by the Ministry of Research, Technology and Higher Education Republic Indonesia through "Penelitian Unggulan Perguruan Tinggi (PUPT)" project.

CONFLICT OF INTERESTS

The author(s) declare that there is no conflict of interests.

REFERENCES

- [1] UNAIDS Fact sheet 2019, [Accessed on 5 July 2020] Available at: <https://www.unaids.org/en/resources/fact-sheet>
- [2] K. Dolan, A. Wodak, W. Hall, and E. Kaplan, A Mathematical model of HIV transmission in NSW prisons, *Drug Alcohol Depend.* 50 (1998), 197–202.
- [3] Windarto, Model Matematika Penyebaran HIV (A mathematical model for HIV spread), *Media Matematika dan Ilmu Pengetahuan Alam.* 10 (2007), 1.
- [4] A. Sani, D.P. Kroese, and P.K. Pollett, Stochastic models for the spread of HIV in a mobile heterosexual population, *Math. Biosci.* 208 (2007), 98–124.
- [5] E. H. Kaplan, Needles that kill Modelling human immunodeficiency virus transmission via shared drug injection equipment in shooting galleries, *Rev. Infect. Dis.* 11 (1989), 289 - 298.

- [6] D. Greenhalgh and G. Hay, Mathematical Modeling of the Spread of HIV/AIDS amongst Injecting Drug Users, *IMA J. Math. Appl. Med. Biol.* 14 (1997), 11 - 38.
- [7] C. Castillo-Chaves, Z. Feng, and W. Huang, On the computational of R_0 and its role of global stability, in *Mathematical approaches for emerging and reemerging infectious diseases: models, methods and theory*, Editors: C. Castillo-Chavez, S. Blower, P. van den Driessche, D. Kirschner, and A.A. Yakubu, Springer, (2002).
- [8] P. van den Driessche and J. Watmough, Reproduction numbers and subthreshold endemic equilibria for compartmental models of disease transmission, *Math. Biosci.* 180 (2002), 29-48.
- [9] N. Nuraini, R. Irawan, Zulkifly and E. Soewono, Mathematical Modeling of HIV/AIDS Transmission among Injecting Drug Users with Methadone Therapy, *Asian Trans. Basic Appl. Sci.* 1 (5) (2011), 11-15.
- [10] J. P. LaSalle, *The stability of dynamical systems*, SIAM, Philadelphia, (1976).
- [11] J. K. Hale, *Ordinary differential equation*, Krieger Publishing Company, Florida, (1980).
- [12] S. Wiggins, *Introduction to applied nonlinear dynamical systems and chaos*, Springer, Florida, (2003).
- [13] G. Teschl, *Ordinary Differential Equations and Dynamical Systems*, American Mathematical Society, (2011).
- [14] Dinas Kesehatan Provinsi Jawa Timur, *Profil Kesehatan Provinsi Jawa Timur 2011-2018* (Text in Indonesian), available online at www.kemkes.go.id/resources/download/profil/ (accessed on 7 March 2020)
- [15] Windarto, S. W. Indratno, N. Nuraini and E. Soewono, A comparison of binary and continuous genetic algorithm in parameter estimation of a logistic growth model, *AIP Conf. Proc.* 1587 (2014), 139.
- [16] Windarto, An implementation of continuous genetic algorithm in parameter estimation of predator-prey model, *AIP Conf. Proc.* 1718 (2016), 110005.