

A maize foliar disease mathematical model with standard incidence rate

Windarto, Fatmawati, Kamara Mustiko Putri

IOPscience



Journals ▾

Books

Publishing Support



Login ▾

IOP Conference Series: Materials Science and Engineering

Available online at

<https://iopscience.iop.org/article/10.1088/1757-899X/546/5/052085>

IOP Conf. Series: Materials Science and Engineering **546** (2019) 052085

<https://doi:10.1088/1757-899X/546/5/052085>

ISSN: 1757-899X

Documents

Export Date: 08 Jan 2023

Search:

1) Windarto, Fatmawati, Putri, K.M.

[A Maize Foliar Disease Mathematical Model with Standard Incidence Rate](#)

(2019) IOP Conference Series: Materials Science and Engineering, 546 (5), art. no. 052085, . Cited 2 times.

1) <https://www.scopus.com/inward/record.uri?eid=2-s2.0-85069475571&doi=10.1088%2f1757-899X%2f546%2f5%2f052085&partid=1>

DOI: 10.1088/1757-899X/546/5/052085

Document Type: Conference Paper

Publication Stage: Final

Source: Scopus



Source details

IOP Conference Series: Materials Science and Engineering

Scopus coverage years: from 2009 to 2021

(coverage discontinued in Scopus)

ISSN: 1757-8981 E-ISSN: 1757-899X

Subject area: Engineering: General Engineering Materials Science: General Materials Science

Source type: Conference Proceeding

CiteScore 2021

1.1

SJR 2021

0.249

SNIP 2021

0.344

[View all documents >](#)

[Set document alert](#)

[Save to source list](#) [Source Homepage](#)

[CiteScore](#) [CiteScore rank & trend](#) [Scopus content coverage](#)

i Improved CiteScore methodology

CiteScore 2021 counts the citations received in 2018-2021 to articles, reviews, conference papers, book chapters and data papers published in 2018-2021, and divides this by the number of publications published in 2018-2021. [Learn more >](#)

CiteScore 2021 ∨

$$1.1 = \frac{68,488 \text{ Citations 2018 - 2021}}{62,140 \text{ Documents 2018 - 2021}}$$

Calculated on 05 May, 2022

CiteScore rank 2021 ⓘ

Category	Rank	Percentile
Engineering		
└ General Engineering	#194/300	35th
Materials Science		
└ General Materials Science	#362/455	20th

[View CiteScore methodology >](#) [CiteScore FAQ >](#) [Add CiteScore to your site](#)

About Scopus

[What is Scopus](#)

[Content coverage](#)

[Scopus blog](#)

[Scopus API](#)

[Privacy matters](#)

Language

[日本語版を表示する](#)

[查看简体中文版本](#)

[查看繁體中文版本](#)

[Просмотр версии на русском языке](#)

Customer Service

[Help](#)

[Tutorials](#)

[Contact us](#)

ELSEVIER

[Terms and conditions](#) ↗ [Privacy policy](#) ↗

Copyright © Elsevier B.V. ↗. All rights reserved. Scopus® is a registered trademark of Elsevier B.V.

We use cookies to help provide and enhance our service and tailor content. By continuing, you agree to the use of cookies ↗.





IOP Conference Series: Materials Science and Engineering

COUNTRY[United Kingdom](#)Universities and
research
institutions in
United Kingdom**SUBJECT AREA AND
CATEGORY**[Engineering
Engineering
\(miscellaneous\)](#)
[Materials Science
Materials
Science
\(miscellaneous\)](#)**PUBLISHER**[IOP Publishing Ltd.](#)**H-INDEX****48****PUBLICATION TYPE**Conferences and
Proceedings**ISSN**

17578981, 1757899X

COVERAGE

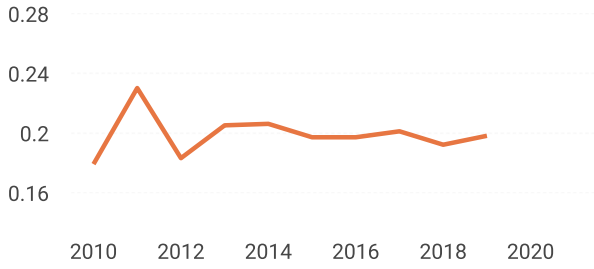
2009-2021

INFORMATION[Homepage](#)[How to publish in this
journal](#)mse@iop.org**SCOPE**

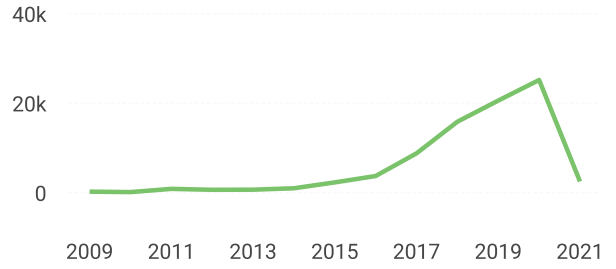
The open access IOP Conference Series provides a fast, versatile and cost-effective proceedings publication service for your conference. Key publishing subject areas include: physics, materials science, environmental science, bioscience, engineering, computational science and mathematics.

Join the conversation about this journal

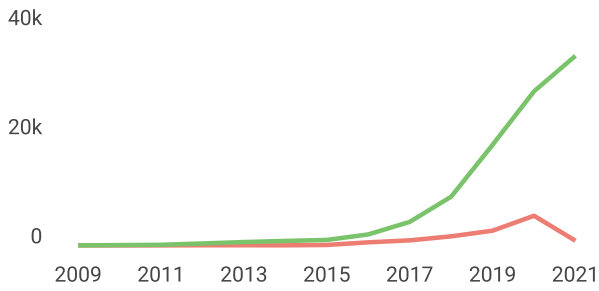
SJR



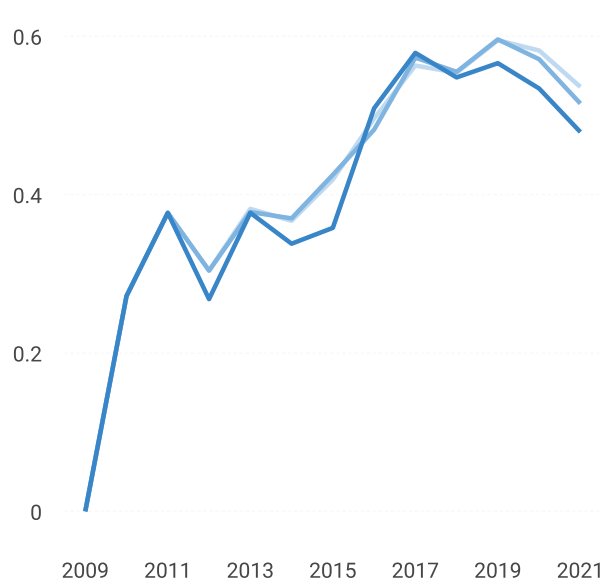
Total Documents



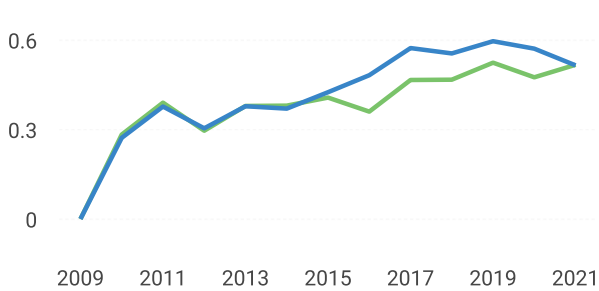
Total Cites Self-Cites



Citations per document

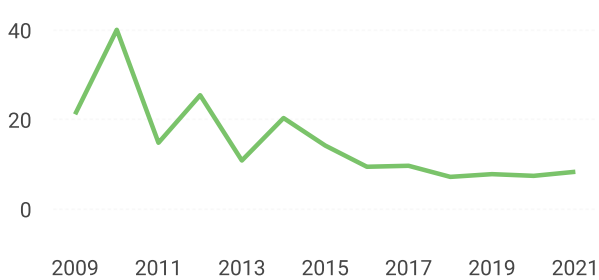


External Cites per Doc Cites per Doc

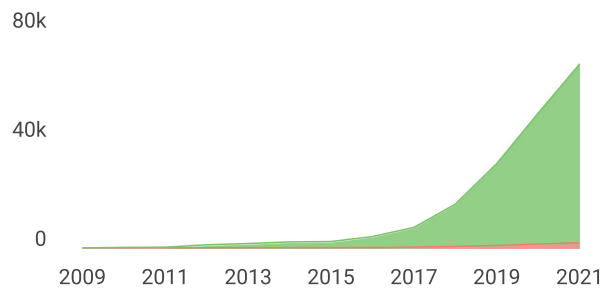


- Cites / Doc. (4 years)
- Cites / Doc. (3 years)
- Cites / Doc. (2 years)

% International Collaboration



Citable documents Non-citable documents



Cited documents Uncited documents



Show this widget in your own website

Just copy the code below and paste within your html code:

```
<a href="https://www.scimago"
```



IOP Conference Series: Materials Science and...

Not yet assigned quartile

SJR 2021
0.25




powered by scimagojr.com



SCImago Graphica

Explore, visually communicate and make sense of data with our **new data visualization tool.**



Metrics based on Scopus® data as of April 2022

PAPER • OPEN ACCESS

9th Annual Basic Science International Conference 2019 (BaSIC 2019)

To cite this article: 2019 *IOP Conf. Ser.: Mater. Sci. Eng.* **546** 011001

View the [article online](#) for updates and enhancements.

You may also like

- [Synthesis and Photoluminescence Properties of Novel \$\text{BaSi}_2\text{O}_6\text{N}_2:\text{Eu}^{2+}\$ Phosphor for White-LEDs](#)
Kohei Fukumura, Sayaka Hattori, Koki Shibai et al.
- [BaSi₂ formation mechanism in thermally evaporated films and its application to reducing oxygen impurity concentration](#)
Kosuke O. Hara, Chiaya Yamamoto, Junji Yamanaka et al.
- [Exploring the potential of semiconducting BaSi₂ for thin-film solar cell applications](#)
Takashi Suemasu and Noritaka Usami



The Electrochemical Society
Advancing solid state & electrochemical science & technology

243rd ECS Meeting with SOFC-XVIII

More than 50 symposia are available!

Present your research and accelerate science

Boston, MA • May 28 – June 2, 2023

[Learn more and submit!](#)

www.basic.ub.ac.id/conference



PROCEEDINGS

The 9th Annual BaSIC Science International Conference

**“Recent Advance in Basic Sciences
Toward 4.0 Industrial Revolution”**

March 20-21, 2019

**MIPA CENTER, Brawijaya University
Malang, Indonesia**



The 9th Basic Science International Conference (BaSIC 2019)

“Recent Advances in Basic Sciences Toward 4.0 Industrial Revolution”

20-21 March 2019

BRAWIJAYA UNIVERSITY

MALANG, INDONESIA



ORGANIZED BY

**FACULTY OF MATHEMATICS AND NATURAL SCIENCES, BRAWIJAYA
UNIVERSITY**

2019



PREFACE

Conference in a brief

The 9th Basic Science International Conference (BaSIC 2019) was a scientific meeting aimed to promote mutual exchange between scientists and experts, to exchange and share their experiences and research results on all aspects of basic science. The BaSIC 2019 also has provided a premier interdisciplinary platform for researchers, practitioners and educators to present and discuss the most recent innovations, trends, and concerns as well as practical challenges encountered and solutions adopted in the fields of basic sciences.

The conference was carried out with regards of the Rector of Brawijaya University's program to increase the number of publications of scientific paper in international journals or proceedings indexed by Scopus. Therefore, the selected full papers will be published in conference proceedings indexed by Scopus, IOP Conference Series: Materials Science and Engineering.

The conference has recorded **344 registered delegates** (presenters and non-presenters), among which **350 participants** attended the conference. The participants consist of both international and national researchers, university lecturers, and college students in the field of basic sciences. In terms of country of origin, the participants of the BaSIC 2019 are coming from 7 countries, including Indonesia, Japan, Malaysia, Gambia, Libya, Saudi Arabia, and Thailand.

Plenary and Invited Speakers

1. Prof. Nikos Hadjichristidis (King Abdullah University of Science and Technology, Kingdom of Saudi Arabia)
2. Prof. Hideki Okamoto (Okayama University, Japan)
3. Prof. Roswanira Abdul Wahab (Malaysia University of Technology, Malaysia)
4. Dr Lakha Salaipeth (King Mongkut's University of Technology Thonburi, Thailand)
5. Dr Satria Zulkarnaen Bisri (RIKEN Center for Emergent Matter Science, JAPAN, Taiwan)
6. Dr rer nat Rino M Mukti (ITB, Indonesia)
7. Dr. Bagus Sartono (IPB, Indonesia)
8. Prof Moh Sasmito Djati (Universitas Brawijaya, Indonesia)

9. Dr Ani Budi Astuti (Universitas Brawijaya, Indonesia)
10. Dr Siti Mariyah Ulfa (Universitas Brawijaya, Indonesia)
11. Dr Noor Hidayat (Universitas Brawijaya, Australia)
12. Dr Zakiah Mohamed (Universitas Teknologi Mara, Malaysia)
13. Dr Sal Prima Yudha (Universitas Bengkulu, Indonesia)

CONFERENCE PHOTOGRAPHS









LIST OF COMMITTEE

Steering Committee

Rector

Dean of Faculty of Mathematics and Natural Sciences

Vice Dean I of Faculty of Mathematics and Natural Sciences

Vice Dean II of Faculty of Mathematics and Natural Sciences

Vice Dean III of Faculty of Mathematics and Natural Sciences

International Scientific Committee

- **Akhmad Sabarudin, D.Sc.**

Brawijaya University, Indonesia

- **Prof. Widodo**

Brawijaya University, Indonesia

- **Prof Hideki Okamoto**

Okayama University, Japan

- **Prof James Ketudat-Cairns**

Suranaree University of Technology, Thailand

- **Assoc. Prof. Roswanira Abdul Wahab**

Malaysia University of Technology, Malaysia

- **Assoc. Prof. Francois Malherbe**

Swinburne University of Technology, Australia

Organizing Committee

BaSIC 2019 Chair	: Anna Safitri, PhD
Secretary	: Indah Yanti, M. Si.
Finance	: Dr. Sc. Siti Mariyah Ulfa (Coordinator) Rustika Adiningrum, SE
Secretariat	: Sri Wardhani, M.Si. (Coordinator) Siti Mutrofin, M.Sc. Dewi Susanti, SE, MSA Muslikah, SE
Scientific Division	: Dr. Sc. Akhmad Sabarudin (coordinator) Dr. Rurini Retnowati Dr. rer. Nat Rahmat Triandi Tjahjanto Yuniar Ponco Prananto, M. Sc. Masruri, Ph.D

	Zubaidah Ningsih, Ph.D
	Sri Herwiningsih, Ph.D
	Mauludi Ariesto Pamungkas, Ph.D
	Achmad Efendi, Ph.D
	Nurjannah, Ph.D
	Dian Siswanto, Ph.D
	Yoga Dwi Jatmiko, Ph.D
	Dr Isnani Darti
	Mila Kurniawaty, Ph.D
Program	: Dr. Arie Srihardyastutie (coordinator) Dr Ulfa Andayani M. Farid Rahman, M.Si.
Banquet	: Anna Roosdiana, M. App.Sc (coordinator) Ellya Indahyanti, M.Eng Ernawati Sukardi
Website and Publication	: Dr. Sc. Lukman Hakim (coordinator) Dimas Yusfianto, S. Kom Hartoyo
Funding Division	: Prof Aulanni'am (coordinator) Dr Adam Wiryawan
Transportation	: Suratmo, M.Sc. (coordinator) Suliono Nurul Yakin Saiful Bahri
Logistics	: Danar Purwonugroho, M.Si (coordinator) Misbah Khunur, M.Si. Moh Amin SE Tri Wahyu Basuki, SE Djoema'ali, SE Widjianto, SE Agung Kurniawan Didik Siswanto Wasino Muh Hasan Muhajir, ST

Table of contents

Volume 546

June 2019











◀ Previous issue Next issue ▶

Accepted papers received: 09 May 2019


Published online: 01 July 2019

Open all abstracts

Papers

-
- OPEN ACCESS** 052001
 Modelling one-dimensional crystal by using harmonic oscillator potential
 Abdurrouf, M. Nurhuda and Wiyono
 + Open abstract  View article  PDF
-
- OPEN ACCESS** 052002
 The rule of radius averaging in hydrogen atom
 Abdurrouf
 + Open abstract  View article  PDF
-
- OPEN ACCESS** 052003
 Modelling of Hypertension Risk Factors Using Penalized Spline to Prevent Hypertension in Indonesia
 Tati Adiwati and Nur Chamidah
 + Open abstract  View article  PDF
-
- OPEN ACCESS** 052004
 Modeling of Parity Status of The Mother and Basic Immunization Giving to Infants with Semiparametric Bivariate Probit (Case Study: North Kalimantan Province in 2017)
 Rahmi Amelia, Muhammad Mashuri and M.Si Vita Ratnasari
 + Open abstract  View article  PDF
-
- OPEN ACCESS** 052005
 Grey Wolf Optimizer for Parameter Estimation of Enzymatic Reaction in Biodiesel Synthesis
 Syaiful Anam and Indira Kumaralalita
 This site uses cookies. By continuing to use this site you agree to our use of cookies. To find out more, see our Privacy and Cookies policy
 + Open abstract  View article  PDF



-
- OPEN ACCESS** 052006
Parameters Estimation of Enzymatic Reaction Model for Biodiesel Synthesis by Using Real Coded Genetic Algorithm with Some Crossover Operations
Syaiful Anam
[+ Open abstract](#) [View article](#) [PDF](#)
-
- OPEN ACCESS** 052007
Quantitative risk modelling of occupational safety in green-port
Debrina Puspita Andriani, Vina Dwi Novianti, Rheza Adnandy and Qurrota A'yunin
[+ Open abstract](#) [View article](#) [PDF](#)
-
- OPEN ACCESS** 052008
Hybrid radial basis function with firefly algorithm and simulated annealing for detection of high cholesterol through iris images
A Anjarsari, A Damayanti, A B Pratiwi and E Winarko
[+ Open abstract](#) [View article](#) [PDF](#)
-
- OPEN ACCESS** 052009
Classification method at acceptance of new student at public university on the national written test
Ika S W Antari, Ismaini Zain and Suhartono
[+ Open abstract](#) [View article](#) [PDF](#)
-
- OPEN ACCESS** 052010
Glaucoma Identification on Fundus Retinal Images Using Statistical Modelling Approach
A. E. Anwar and N. Chamidah
[+ Open abstract](#) [View article](#) [PDF](#)
-
- OPEN ACCESS** 052011
Kernel Spherical K-Means and Support Vector Machine for Acute Sinusitis Classification
Arfiani, Zuherman Rustam, Jacob Pandelaki and Arga Siahaan
[+ Open abstract](#) [View article](#) [PDF](#)
-
- OPEN ACCESS** 052012
Continuous Ranked Probability Score Validation Methods in Mixture Bayesian Model for Microarray Data in Indonesia
Ani Budi Astuti
[+ Open abstract](#) [View article](#) [PDF](#)
-
- OPEN ACCESS** 052013
This site uses cookies. By continuing to use this site you agree to our use of cookies. To find out more, see our Privacy and Cookies policy. 

Multi-Step Differential Transform Method for Solving the Influenza Virus Model with Disease Resistance

Fitri Astuti, Agus Suryanto and Isnani Darti

[+ Open abstract](#) [View article](#) [PDF](#)

OPEN ACCESS

052014

Forecasting Foreign Tourist Using Intervention Analysis On Count Time Series

Eviyana Atmanegara, Suhartono and RM Atok

[+ Open abstract](#) [View article](#) [PDF](#)

OPEN ACCESS

052015

Two-State Poisson Hidden Markov Models for Analysis of Seismicity Activity Rates in West Nusa Tenggara

Nur Azizah, Suci Astutik and Nurjannah

[+ Open abstract](#) [View article](#) [PDF](#)

OPEN ACCESS

052016

Comparison of Cubic SVM with Gaussian SVM: Classification of Infarction for detecting Ischemic Stroke

Amanda Rizki Bagasta, Zuherman Rustam, Jacob Pandelaki and Widyo Ari Nugroho

[+ Open abstract](#) [View article](#) [PDF](#)

OPEN ACCESS

052017

Stability of a stage-structure Rosenzweig-MacArthur model incorporating Holling type-II functional response

Lazarus Kalvein Beay, Agus Suryanto, Isnani Darti and Trisilowati

[+ Open abstract](#) [View article](#) [PDF](#)

OPEN ACCESS

052018

Convert Probability Network to Artificial Neural Network based on Position, Time and Speed of Events

Imam Cholissodin and Marji

[+ Open abstract](#) [View article](#) [PDF](#)

OPEN ACCESS

052019

Modelling of Income Inequality in East Java Using Geographically Weighted Panel Regression

Chusnul Chotimah, Sutikno and Setiawan

[+ Open abstract](#) [View article](#) [PDF](#)

OPEN ACCESS

052020

This site uses cookies. By continuing to use this site you agree to our use of cookies. To find out more, see our [Privacy and Cookies policy](#).



Geographically Weighted Bivariate Gamma Regression in The Analysis of Maternal Mortality Rate and Infant Mortality Rate in North Sumatra Province 2017

Diah Kusuma Dewi, Puhadi and Sutikno

[+ Open abstract](#) [View article](#) [PDF](#)

OPEN ACCESS

052021

Bartlett Lewis Rectangular Pulse (BLRP) Approach with Proportional Adjusting Procedure in Rainfall Disaggregation Method in Hidrology Laboratory of Brawijaya University Rain Station

Novita Putri Kurnia Dewi and Suci Astutik

[+ Open abstract](#) [View article](#) [PDF](#)

OPEN ACCESS

052022

Parameter Estimation of Locally Compensated Ridge-Geographically Weighted Regression Model

Alfi Fadliana, Henny Pramoedyo and Rahma Fitriani

[+ Open abstract](#) [View article](#) [PDF](#)

OPEN ACCESS

052023

Generalized Linier Autoregressive Moving Average (GLARMA) Negative Binomial Regression Models with Metropolis Hasting Algorithm

Popy Febritasari, Ni Wayan Surya Wardhani and Ummu Sa'adah

[+ Open abstract](#) [View article](#) [PDF](#)

OPEN ACCESS

052024

Comparison of Curve Estimation of the Smoothing Spline Nonparametric Function Path Based on PLS and PWLS In Various Levels of Heteroscedasticity

Adji Achmad Rinaldo Fernandes, Benny Hutahayan, Solimun, Endang Arisoesilaningsih, Indah Yanti, Ani Budi Astuti, Nurjannah and Luthfatul Amaliana

[+ Open abstract](#) [View article](#) [PDF](#)

OPEN ACCESS

052025

Simulation on the Zero Inflated Negative Binomial (ZINB) to Model Overdispersed, Poisson Distributed Data

Rahma Fitriani, Lidia Novita Chrisdiana and Achmad Efendi

[+ Open abstract](#) [View article](#) [PDF](#)

OPEN ACCESS


052026

Implementation of Fuzzy Inference System for Classification of Dengue Fever on the villages in Malang

Samingun Handoyo and Heni Kusdarwati

[+ Open abstract](#) [View article](#) [PDF](#)
This site uses cookies. By continuing to use this site you agree to our use of cookies. To find out more, see our Privacy and Cookies policy.



-
- OPEN ACCESS** 052027
Estimation of Truncated Spline Function in Non-parametric Path Analysis Based on Weighted Least Square (WLS)
Muhamad Fariq Hidayat, Rinaldo F. Adji Achmad and Solimun
[+ Open abstract](#) [View article](#) [PDF](#)
-
- OPEN ACCESS** 052028
Kernel-Spline Estimation of Additive Nonparametric Regression Model
Rahmat Hidayat, I Nyoman Budiantara, Bambang Widjanarko Otok and Vita Ratnasari
[+ Open abstract](#) [View article](#) [PDF](#)
-
- OPEN ACCESS** 052029
Spline Truncated Estimator in Multiresponse Semiparametric Regression Model for Computer based National Exam in West Nusa Tenggara
Lilik Hidayati, Nur Chamidah and I Nyoman Budiantara
[+ Open abstract](#) [View article](#) [PDF](#)
-
- OPEN ACCESS** 052030
Optimization of Cobb-Douglas production functions
Lely Holida, Ni W S Wardhani and M B Mitakda
[+ Open abstract](#) [View article](#) [PDF](#)
-
- OPEN ACCESS** 052031
Feature Selection using Random Forest Classifier for Predicting Prostate Cancer
Mia Huljanah, Zuherman Rustam, Suarsih Utama and Titin Siswantining
[+ Open abstract](#) [View article](#) [PDF](#)
-
- OPEN ACCESS** 052032
Dynamical Analysis on the Model of Tuberculosis Spread with Vaccination and Saturated Incident Rate
S. W. Indrayani, W. M. Kusumawinahyu and Trisilowati
[+ Open abstract](#) [View article](#) [PDF](#)
-
- OPEN ACCESS** 052033
Consumer Satisfaction on Mocaf (Modified Cassava Flour) Based Food Products in Supporting Industrial Revolution 4.0: SEM Approach
Riyanti Isaskar, Dwidjono Hadi Darwanto, Lestari Rahayu Waluyati and Irham
[+ Open abstract](#) [View article](#) [PDF](#)
-
- OPEN ACCESS** 052034
Modeling of Exclusive Breastfeeding and Mother Working Status with Reduced Bivariate Probit Model (Case Study in Surabaya City 2017) [Read more](#) 

Fadhila Isnaini, Vita Ratnasari and Muhammad Mashuri

[+ Open abstract](#) [View article](#) [PDF](#)

OPEN ACCESS

052035

Multiscale Autoregressive (MAR) Models with MODWT Decomposition on Non-Stationary Data

Melda Juliza, Umu Sa'adah and Adji A R Fernandes

[+ Open abstract](#) [View article](#) [PDF](#)

OPEN ACCESS

052036

Alternative Analytic and Friendly Solution of the Bose-Einstein Integral

Alamsyah M. Juwono, Istiroyah and L. Nuriyah

[+ Open abstract](#) [View article](#) [PDF](#)

OPEN ACCESS

052037

Analyzing Netizens' Perceptions Towards Indonesian Presidential Candidates Using Topic Modeling Approach

Devi Karolita and Ariesta Lestari

[+ Open abstract](#) [View article](#) [PDF](#)

OPEN ACCESS

052038

Possibilistics C-Means (PCM) Algorithm for the Hepatocellular Carcinoma (HCC) Classification

Rafiqatul Khairi, Zuherman Rustam and Suarsih Utama

[+ Open abstract](#) [View article](#) [PDF](#)

OPEN ACCESS

052039

Modeling Treshold Liner in Transfer Function to Overcome Non Normality of the Errors

Heni Kusdarwati and Samingun Handoyo

[+ Open abstract](#) [View article](#) [PDF](#)

OPEN ACCESS

052040

Statistical downscaling to predict drought events using high resolution satelite based geopotential data

H Kuswanto, I L Yuliatin and H A Khoiri

[+ Open abstract](#) [View article](#) [PDF](#)

OPEN ACCESS

052041

Summarizing Netizens' Sentiments Towards the 1st Indonesian Presidential Debate using Lexicon Sentiment Analysis

Ariesta Lestari and Devi Karolita
This site uses cookies. By continuing to use this site you agree to our use of cookies. To find out more, see our Privacy and Cookies policy.



[+ Open abstract](#) [View article](#) [PDF](#)

OPEN ACCESS

052042

Probabilistic Inventory Model with Expiration Date and All-Units Discount

Taufik Limansyah and Dharma Lesmono

[+ Open abstract](#) [View article](#) [PDF](#)

OPEN ACCESS

052043

Optimal Control of an HIV Model with Changing Behavior through an Education Campaign, Screening and Treatment

Marsudi, Trisilowati, Agus Suryanto and Isnani Darti

[+ Open abstract](#) [View article](#) [PDF](#)

OPEN ACCESS

052044

Modelling of Poverty Percentage of Non-Food Per Capita Expenditures in Indonesia Using Least Square Spline Estimator

A. Massaid, M. Hanif, D. Febrianti and N. Chamidah

[+ Open abstract](#) [View article](#) [PDF](#)

OPEN ACCESS

052045

Generalized Method of Moment Application in Simultaneous Dynamic Panel Data Equations for Economic Growth, CO₂ Emissions, and Health Expenditures Modelling

Ulin Nafngiyana, Setiawan and Santi Puteri Rahayu

[+ Open abstract](#) [View article](#) [PDF](#)

OPEN ACCESS

052046

Modelling of the Advanced Level National Examination Average Pass Rate in Zimbabwe using Bayesian Hierarchical Log-logistic and Normal Mixture Approach

Barbara Ngwarati, Nur Iriawan and Heri Kuswanto

[+ Open abstract](#) [View article](#) [PDF](#)

OPEN ACCESS

052047

Admission Test Modelling of State Islamic College in Indonesia Using Local Linear for Bivariate Longitudinal Data

Nidhomuddin, N Chamidah and A Kurniawan

[+ Open abstract](#) [View article](#) [PDF](#)

OPEN ACCESS

052048


Estimation of propensity score using spatial logistic regression

Hilwin Nisa', Maria B T Mitakda and Suci Astutik

[+ Open abstract](#) [View article](#) [PDF](#)

By continuing to use this site you agree to our use of cookies. To find out more, see our Privacy and Cookies policy.



-
- OPEN ACCESS** 052049
Ovarian Cancer Classification using Bayesian Logistic Regression
Theresia Lidya Octaviani, Zuherman Rustam and Titin Siswantining
[+ Open abstract](#) [View article](#) [PDF](#)
-
- OPEN ACCESS** 052050
Estimation Parameter of Generalized Poisson Regression Model Using Generalized Method of Moments and Its Application
Caecilia Bintang Girik Allo, Bambang Widjanarko Otok and Purihadi
[+ Open abstract](#) [View article](#) [PDF](#)
-
- OPEN ACCESS** 052051
Parameter Estimation and Statistical Test in Multivariate Adaptive Generalized Poisson Regression Splines
Sri Hidayati, Bambang Widjanarko Otok and Purihadi
[+ Open abstract](#) [View article](#) [PDF](#)
-
- OPEN ACCESS** 052052
PSO-KS Algorithm for Fitting Lognormal Distribution: Simulation and Empirical Implementation to Women's Age at First Marriage Data
Ari Purwanto Sarwo Prasajo and Puguh Prasetyoputra
[+ Open abstract](#) [View article](#) [PDF](#)
-
- OPEN ACCESS** 052053
Parameter Interval Estimation of Semiparametric Spline Truncated Regression Model for Longitudinal Data
Dasty Dewi Prawanti, I Nyoman Budiantara and Jerry D.T. Purnomo
[+ Open abstract](#) [View article](#) [PDF](#)
-
- OPEN ACCESS** 052054
Small Area Estimation with Bivariate Hierarchical Bayes (HB) Approach to Estimate Monthly Average per Capita Expenditure of Food and Non-Food Commodities in Province of Bali
Taly Purwa, Agnes Tuti Rumiati and Ismaini Zain
[+ Open abstract](#) [View article](#) [PDF](#)
-
- OPEN ACCESS** 052055
Dynamical Analysis of Infected Predator-Prey Model with Saturated Incidence Rate
Antika Pusparani, Wuryansari Muharini Kusumawinahyu and Trisilowati
[+ Open abstract](#) [View article](#) [PDF](#)
-
- OPEN ACCESS** 052056
This site uses cookies. By continuing to use this site you agree to our use of cookies. To find out more, see our Privacy and Cookies policy. 

Choroidal Neovascularisation Classification on Fundus Retinal Images Using Local Linear Estimator

A. Puspitawati and N. Chamidah

[+ Open abstract](#) [View article](#) [PDF](#)

OPEN ACCESS

052057

Network Analysis of The Brazil Nut Effect Phenomenon with a Single Intruder

Muhammad Iqbal Rahmadhan Putra, Aufa Rudiawan, Wahyuni Andariwulan, Rubén García Berasategui and Sparisoma Viridi

[+ Open abstract](#) [View article](#) [PDF](#)

OPEN ACCESS

052058

Survival Analysis of Un-identical Recurrence Using Conditional I, Conditional II, and Marginal Method

Dita Ramadayanti Kusthika Putri, Umu Sa'adah and Achmad Efendi

[+ Open abstract](#) [View article](#) [PDF](#)

OPEN ACCESS

052059

Learning Vector Quantization for Diabetes Data Classification with Chi-Square Feature Selection

Nadisa Karina Putri, Zuherman Rustam and Devvi Sarwinda

[+ Open abstract](#) [View article](#) [PDF](#)

OPEN ACCESS

052060

Kernel Based Fuzzy C-Means Clustering for Chronic Sinusitis Classification

Rezki Aulia Putri, Zuherman Rustam and Jacob Pandelaki

[+ Open abstract](#) [View article](#) [PDF](#)

OPEN ACCESS

052061

Image Enhancement Sputum Containing Mycobacterium Tuberculosis Using A Spatial Domain Filter

Aeri Rachmad, Nur Chamidah and Riries Rulaningtyas

[+ Open abstract](#) [View article](#) [PDF](#)

OPEN ACCESS

052062

Trivariate gamma regression

Anita Rahayu, Puhadi, Sutikno and Dedy Dwi Prastyo

[+ Open abstract](#) [View article](#) [PDF](#)

OPEN ACCESS

052063

Standard Growth Chart of Weight for Height to Determine Wasting of Nutritional Status in East Java Based on Semiparametric Least Square Spline Estimator



W Ramadan, N Chamidah, B Zaman, L Muniroh and B Lestari

[+ Open abstract](#) [View article](#) [PDF](#)

OPEN ACCESS

052064

The Estimation Function Approach Smoothing Spline Regression Analysis for Longitudinal Data

Risnawati, Adji Achmad Rinaldo Fernandes and Nurjannah

[+ Open abstract](#) [View article](#) [PDF](#)

OPEN ACCESS

052065

Lung Tumor Classification on Human Chest X-Ray Using Statistical Modelling Approach

N. Rizka and N. Chamidah

[+ Open abstract](#) [View article](#) [PDF](#)

OPEN ACCESS

052066

Random-Forest (RF) and Support Vector Machine (SVM) Implementation for Analysis of Gene Expression Data in Chronic Kidney Disease (CKD)

Zuherman Rustam, Ely Sudarsono and Devvi Sarwinda

[+ Open abstract](#) [View article](#) [PDF](#)

OPEN ACCESS

052067

Classification of Breast Cancer using Fast Fuzzy Clustering based on Kernel

Zuherman Rustam and Sri Hartini

[+ Open abstract](#) [View article](#) [PDF](#)

OPEN ACCESS

052068

Naïve Bayes Classifier Models for Predicting the Colon Cancer

Nafizatus Salmi and Zuherman Rustam

[+ Open abstract](#) [View article](#) [PDF](#)

OPEN ACCESS

052069

A Dynamics Behaviour of Two Predators and One Prey Interaction with Competition Between Predators

Dian Savitri, Agus Suryanto, Wuryansari M Kusumawinahyu and Abadi

[+ Open abstract](#) [View article](#) [PDF](#)

OPEN ACCESS

052070

System Dynamics Modeling of Indonesia Road Transportation Energy Demand and Scenario Analysis to achieve National Energy Policy Target

This site uses cookies. By continuing to use this site you agree to our use of cookies. To find out more, see our Privacy and Cookies policy.



[+ Open abstract](#) [View article](#) [PDF](#)

OPEN ACCESS

052071

Comparison between fuzzy robust kernel c-means (FRKCM) and fuzzy entropy kernel c-means (FEKCM) classifier for intrusion detection system (IDS)

Nedya Shandri, Zuherman Rustam and Devvi Sarwinda

[+ Open abstract](#) [View article](#) [PDF](#)

OPEN ACCESS

052072

Employing Gravity Model to Measure International Trade Potential

Aldon MHP Sinaga, Masyhuri, Dwidjono Hadi Darwanto and Sri Widodo

[+ Open abstract](#) [View article](#) [PDF](#)

OPEN ACCESS

052073

Mixed Second Order Indicator Model: The First Order Using Principal Component Analysis and The Second Order Using Factor Analysis

Benny Hutahayan, Solimun, Adji Achmad Rinaldo Fernandes, Armanu, Indah Yanti, Ani Budi Astuti, Nurjannah and Luthfatul Amaliana

[+ Open abstract](#) [View article](#) [PDF](#)

OPEN ACCESS

052074

Simulations Study Combined Estimator Fourier Series and Spline Truncated in Multivariable Nonparametric Regression

I Wayan Sudiarsa

[+ Open abstract](#) [View article](#) [PDF](#)

OPEN ACCESS

052075

Modeling Inflation and Money Supply using Spatial Vector Autoregressive Model with Calendar Variation: Restricted vs Non-restricted Coefficient

Eni Sumarminingsih, Setiawan, Agus Suharsono and Budi Nurani Ruchjana

[+ Open abstract](#) [View article](#) [PDF](#)

OPEN ACCESS

052076

Spatio-Temporal Fay-Herriot Models in Small Area Estimation to Obtain Factors That Affecting Poverty in Polewali Mandar District

Suwarti, Agnes Tuti Rumiati and Heri Kuswanto

[+ Open abstract](#) [View article](#) [PDF](#)

OPEN ACCESS

052077

Recursive Particle Swarm Optimization (RPSO) schemed Support Vector Machine (SVM) Implementation for Microarray Data Analysis on Chronic Kidney Disease (CKD)

This site uses cookies. By continuing to use this site you agree to our use of cookies. To find out more, see our Privacy and Cookies policy.



[+ Open abstract](#) [View article](#) [PDF](#)

OPEN ACCESS

052078

Geographically Weighted Regression in Cox Survival Analysis for Weibull Distributed Data with Bayesian Approach

Ahmad Taufiq, Ani Budi Astuti and Adji Achmad Rinaldo Fernandes

[+ Open abstract](#) [View article](#) [PDF](#)

OPEN ACCESS

052079

Modeling of HIV and AIDS in Indonesia Using Bivariate Negative Binomial Regression

Amin Tohari, Nur Chamidah and Fatmawati

[+ Open abstract](#) [View article](#) [PDF](#)

OPEN ACCESS

052080

Forecasting the Amount of Pneumonia Patients in Jakarta with Weighted High Order Fuzzy Time Series

Sebastian Tricahya and Zuherman Rustam

[+ Open abstract](#) [View article](#) [PDF](#)

OPEN ACCESS

052081

Stability Analysis and Optimal Control of Lung Cancer Growth Model with Education

Trisilowati

[+ Open abstract](#) [View article](#) [PDF](#)

OPEN ACCESS

052082

Interval Parameter Estimation of Quantile Regression Using Bca-Bootstrap Approach with Application to Open Unemployment Rate Study

Solehatul Ummah, Vita Ratnasari and Dedy Dwi Prastyo

[+ Open abstract](#) [View article](#) [PDF](#)

OPEN ACCESS

052083

Non-monoton Nonparametric Variogram to Model the Land Price of Manado City with Hole Effect Periodicity Structure

Winsy Weku, Henny Pramodyo, Agus Widodo and Rahma Fitriani

[+ Open abstract](#) [View article](#) [PDF](#)

OPEN ACCESS

052084

Food Security of Farmer Households in The Papua Border Region In The Era of Industrial Revolution 4.0: Ordinal Logit Regression Model

Agatha W. Widati, Dwidjono H. Darwanto, Masyhuri and Lestari R. Waluyati

[+ Open abstract](#) [View article](#) [PDF](#)

This site uses cookies. By continuing to use this site you agree to our use of cookies. To find out more, see our Privacy and Cookies policy.



OPEN ACCESS 052085

A Maize Foliar Disease Mathematical Model with Standard Incidence Rate

Windarto, Fatmawati and Kamara Mustiko Putri

[+ Open abstract](#) [View article](#) [PDF](#)

OPEN ACCESS 052086

A Mathematical Model of Social Media Popularity with Standard Incidence Rate

Windarto, Utami Dyah Purwati and Nadiyah Amalia

[+ Open abstract](#) [View article](#) [PDF](#)

OPEN ACCESS 052087

Development of Balmer Series Experiment Simulator in Mobile and Android Applications

Firdy Yuana, Sugeng Rianto and Achmad Hidayat

[+ Open abstract](#) [View article](#) [PDF](#)

OPEN ACCESS 052088

Modeling and Simulation of Top and Bottom Lid Driven Cavity using Lattice Boltzmann Method

K A Yuana, E P Budiana, Deendarlianto and Indarto

[+ Open abstract](#) [View article](#) [PDF](#)

OPEN ACCESS 052089

Soft Tissue Tumor Classification using Stochastic Support Vector Machine

Durrabida Zahras, Zuherman Rustam and Devvi Sarwinda

[+ Open abstract](#) [View article](#) [PDF](#)

JOURNAL LINKS

[Journal home](#)

[Journal scope](#)

[Information for organizers](#)

[Information for authors](#)

[Contact us](#)

[Reprint services from Curran Associates](#)

This site uses cookies. By continuing to use this site you agree to our use of cookies. To find out more, see our [Privacy and Cookies policy](#).



physicsworld | Battery Series
FREE WEBINAR
Insights on thermal runaway of Li-ion cells from The Battery Failure Databank
3 p.m. GMT/ 10 a.m. EST 16 Nov 2022
REGISTER NOW

This site uses cookies. By continuing to use this site you agree to our use of cookies. To find out more, see our [Privacy and Cookies policy](#).



PAPER • OPEN ACCESS

A Maize Foliar Disease Mathematical Model with Standard Incidence Rate

To cite this article: Windarto *et al* 2019 *IOP Conf. Ser.: Mater. Sci. Eng.* **546** 052085

View the [article online](#) for updates and enhancements.

A Maize Foliar Disease Mathematical Model with Standard Incidence Rate

Windarto^{1*}, Fatmawati¹, and Kamara Mustiko Putri¹

¹Department of Mathematics, Faculty of Science and Technology, Universitas Airlangga, Indonesia

Corresponding author e-mail: windarto@fst.unair.ac.id

Abstract. In this paper, we present a mathematical model of maize foliar disease with standard incidence rate. The present model is an improvement model from Collins and Duffy, where Collins and Duffy consider a mathematical model with the bilinear incidence rate. The present model has two equilibria namely the disease-free equilibrium and endemic equilibrium. We find that the disease-free equilibrium is asymptotically stable whenever the basic reproductive ratio is less than one. On the other hand, the endemic equilibrium will exist and be asymptotically stable whenever the basic reproductive ratio is greater than one. Furthermore, we perform numerical simulations to confirm the analytical results.

1. Introduction

Maize or corn (*Zea mays L.*) is one type of food crop planted by farmers. Maize is also one of staple foods in several regions in Indonesia. The main producing areas of corn in Indonesia are West Java, Central Java, East Java, Yogyakarta, Madura, East Nusa Tenggara, North Sulawesi, South Sulawesi and Maluku. Maize is classified in *Plantae* kingdom, *Spermatophyta* phylum, *Angiospermae* subphylum, *Monocotyledonae* class, *Cyperales* order, *Poaceae* family, *Zea* genus, *Zea mays* species [1].

During one life cycle of maize plants, every part of maize is vulnerable to a number of plant diseases. The diseases can reduce the quantity and quality of maize crop yields [2]. Maize diseases could be classified into bacterial diseases, fungal diseases, nematodes/parasitic diseases, virus diseases and virus-like diseases [3]. One of fungal diseases infects maize crop is Northern corn leaf blight. This disease is caused by *Exserohilum turcicum* / *Helminthosporium turcicum* species [4]. Damage to the maize leaf area during grain filling could cause a forty percent reduction in grain yield ([5], [6], and [7]).

Mathematical modelling has significant role in understanding many real problems, including infectious diseases spreading and plant diseases spreading. Suitable mathematical models can be used to analyse the dynamics of plant diseases. Many mathematical models have been constructed and analysed to describe the dynamics of plant disease transmission. Holt et al. developed a mathematical model of African mosaic virus diseases spread. The model from Holt et al. was a host-vector model, where the model contained four compartment, namely healthy cassava, infected cassava, non-infective whitefly vectors and infective whitefly vectors [8]. Jeger et al. also developed a host-vector model for describing plant-virus transmission. Jeger et al. applied a SEIR-type and SEI-type model to analyse the dynamics of host plant population and the dynamics of insect vector population respectively [9]. Jeger et al. improved their previous model to study the interactions between host plant, virus-plant and insect as vector of the virus [10]. Jeger et al. also applied a SIR-type mathematical model to explain direct transmission of plant virus through vector mating [11]. Meng and Li investigated effect of replanting of



healthy plants and removal of infected plants as treatments to control plant diseases spreading through a mathematical model [12].

Some researchers also investigated dynamics of maize diseases through mathematical models. Stewart et al. performed a mathematical simulation of *Fusarium* growth in maize ears after artificial inoculation [13]. Paul and Munkvold used regression technique and artificial neural network for the Prediction of gray leaf spot of maize [14]. Collins and Duffy formulated a mathematical model to study the impacts of maize foliar diseases on maize population [15].

In their model, Collins and Duffy studied the dynamics of susceptible plant, infected plant and pathogen dynamics. Collins and Duffy applied bilinear incidence rate to model reduction rate of susceptible maize due to pathogen infections. Bilinear incidence rate is only accurate in the early phases of an epidemic in a population of medium size ([16], [17]). In this paper, we improve the model from Collins and Duffy by consider standard incidence rate. In the next section, we present a mathematical model of maize foliar model with standard/fractional incidence rate. Then we discuss linear stability of equilibria of the proposed model. Then, we perform numerical simulations to illustrate analytical results of this study. Finally, conclusions of this study are presented in the last section.

2. The proposed model

In this section, we proposed a mathematical model of maize foliar disease spread. The proposed model is an improvement of the model from Collins and Duffy [15]. Here, we consider standard incidence rate to explain infection rate of pathogen to susceptible plants. The model was constructed under the following assumptions:

- (1) The model consists of three compartments, namely number of susceptible maize population (S), number of infected maize population (I) and number of pathogens population (P).
- (2) Susceptible maize populations are planted with constant rate.
- (3) Natural death rate of maize population is constant.
- (4) Death rate of infected maize plants due to pathogenic infection is constant.
- (5) The infection rate of susceptible maize by pathogen is constant.
- (6) The increasing rate of pathogen population is proportional to the number of infected maize population.
- (7) Death rate of pathogen population is constant.

Transmission diagram of the proposed model is presented in Figure 1.

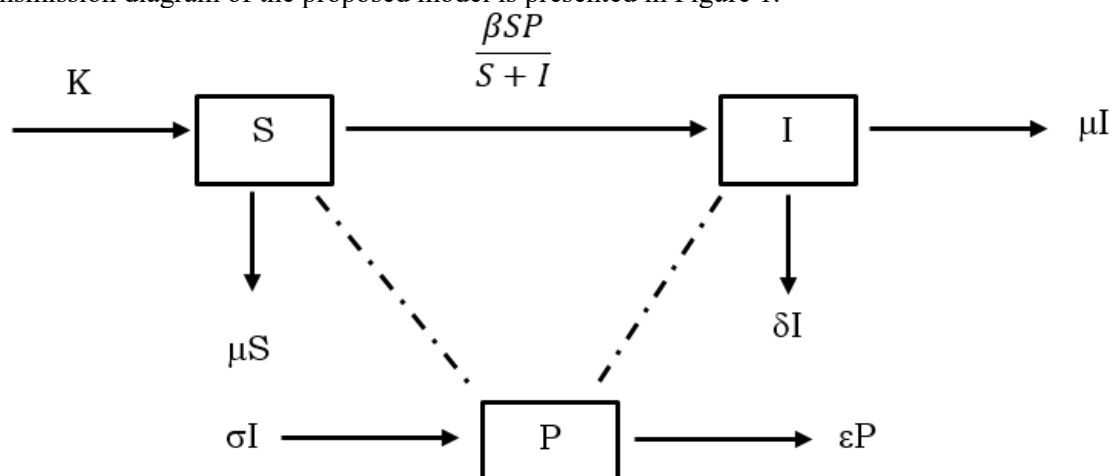


Figure 1. Transmission diagram of maize foliar disease mathematical model.

From the assumptions, the dynamics of maize foliar disease could be described by the following differential equation system:

$$\frac{dS}{dt} = K - \frac{\beta SP}{S+I} - \mu S, \quad (1)$$

$$\frac{dI}{dt} = \frac{\beta SP}{S+I} - (\mu + \delta)I, \quad (2)$$

$$\frac{dP}{dt} = \sigma I - \varepsilon P. \quad (3)$$

The region of biological interest of the model in Eq. (1)-(3) is

$$\Omega := \{(S, I, P) \in R^3, S, I, P \geq 0, S + I > 0\}. \quad (4)$$

All parameters in the model in Eq. (1) – (3) are positive. When the number maize population is constant, the mathematical model with standard incidence rate in eq. (1)-(3) could be simplified into the model with bilinear incidence rate. Hence, the mathematical model with standard incidence rate could be considered as a generalization and an improvement of the model with bilinear incidence rate. Description of the parameters is presented in Table 1.

Table 1. Description of parameters of the proposed model

Parameter	Description
K	Planted rate of susceptible maize
β	Infection rate of susceptible maize by pathogen
μ	Natural death rate of maize population
δ	Death rate of infected maize plants due to pathogenic infection
σ	Increasing/growth rate of pathogen population
ε	Death rate of pathogen population

The differential equation (1) describes the dynamics of susceptible maize population. Susceptible maize population increases because of corn planting corn, and it decreases because of pathogen infection and natural death. The differential equation (2) shows the dynamics of infected maize population. Infected maize population increases due to infection of susceptible maize population by pathogen. On the other hand, infected maize population decreases due to natural deaths and pathogenic infection death. Equation (3) explains the pathogen population dynamics. Pathogen population increases due to the proliferation of pathogens in infected maize populations. On the other hand, pathogen population decreases due to natural death.

3. Analysis of the proposed model

The model in Eq. (1)-(3) has two equilibria, namely pathogen-free equilibrium (E_1) and pathogen equilibrium (E_2). The pathogen-free equilibrium is given by

$$E_1 := (S_1, I_1, P_1) = \left(\frac{K}{\mu}, 0, 0\right). \quad (5)$$

The pathogen equilibrium is given by

$$E_2 := (S_2, I_2, P_2) = \left(\frac{K\varepsilon}{(\beta\sigma - \delta\varepsilon)}, \frac{K\varepsilon(R-1)}{(\beta\sigma - \delta\varepsilon)}, \frac{K\sigma(R-1)}{(\beta\sigma - \delta\varepsilon)}\right), \quad (6)$$

where

$$R = \frac{\beta\sigma}{(\mu + \delta)\varepsilon}. \quad (7)$$

The pathogen-free equilibrium always exists. The pathogen equilibrium exists if and only if the threshold parameter $R > 1$. Here the threshold parameter R in eq. (7) is basic reproductive ratio of the proposed model in eq. (1)-(3).

The Jacobian matrix of the proposed model in Eq. (1)-(3) is given by

$$J = \begin{bmatrix} -\frac{\beta P}{S+I} + \frac{\beta SP}{(S+I)^2} - \mu & \frac{\beta SP}{(S+I)^2} & -\frac{\beta S}{S+I} \\ \frac{\beta P}{S+I} - \frac{\beta SP}{(S+I)^2} & -\frac{\beta SP}{(S+I)^2} - (\mu + \delta) & \frac{\beta S}{S+I} \\ 0 & \sigma & -\varepsilon \end{bmatrix}. \quad (8)$$

Stability of the pathogen-free equilibrium is presented in Theorem 1.

Theorem 1. *The pathogen-free equilibrium E_1 is locally asymptotically stable if the basic reproductive ratio is less than one. Moreover, the pathogen-free equilibrium is unstable if the basic reproductive ratio is greater than one.*

Proof. The Jacobian matrix of the proposed model in eq. (1)-(3) evaluated at the pathogen-free equilibrium E_1 is given by

$$J(E_1) = \begin{bmatrix} -\mu & 0 & -\beta \\ 0 & -(\mu + \delta) & \beta \\ 0 & \sigma & -\varepsilon \end{bmatrix}. \quad (9)$$

Eigenvalues of $J(E_1)$ are obtained from the following characteristic polynomial

$$(\lambda + \mu)(\lambda^2 + (\mu + \delta + \varepsilon)\lambda + (\mu + \delta)\varepsilon - \beta\sigma) = 0. \quad (10)$$

Hence eigenvalues of $J(E_1)$ are $\lambda_1 = -\mu$ and the zeros of the following quadratic polynomial

$$(\lambda^2 + (\mu + \delta + \varepsilon)\lambda + (\mu + \delta)\varepsilon - \beta\sigma) = 0.$$

By using the Routh-Hurwitz theorem, all eigenvalues of $J(E_1)$ are negative or complex eigenvalues with negative real parts if and only if $R = \frac{\beta\sigma}{(\mu + \delta)\varepsilon} < 1$. Therefore, the pathogen-free equilibrium is locally asymptotically stable if the basic reproductive ratio is less than one.

If the basic reproductive ratio is greater than one, then the characteristic polynomial in eq. (10) has one positive roots. Hence, the Jacobian matrix $J(E_1)$ has one positive eigenvalue. Consequently, the pathogen-free equilibrium is unstable. This completes the proof. ■

Global stability of the pathogen-free equilibrium is presented in Theorem 2.

Theorem 2. *If the basic reproductive ratio is equal or less than one, then the pathogen-free equilibrium E_1 is globally asymptotically stable.*

Proof. We define a Lyapunov function

$$U: \{(S, I, P) \in \Omega : S > 0\} \rightarrow R \text{ where } U(S, I, P) = I + \frac{\beta}{\varepsilon} P.$$

U is a nonnegative function on the domain Ω . Moreover, U attains minimum value when $I = P = 0$.

The time derivative of U evaluated at the solution of mathematical model in eq. (1)-(3) is given by

$$\frac{dU}{dt} = \frac{dI}{dt} + \frac{\beta}{\varepsilon} \frac{dP}{dt} = -\frac{\beta IP}{S + I} - \left[(\mu + \delta) - \frac{\beta\sigma}{\varepsilon} \right] I = -\frac{\beta IP}{S + I} - (\mu + \delta)[1 - R]I \leq 0.$$

In addition, we find $\frac{dU}{dt} = 0$ if and only if $I = 0$ or $P = 0$. Hence, $I(t) \rightarrow 0$ or $P(t) \rightarrow 0$ as $t \rightarrow \infty$. From eq. (3), $I(t) = 0$ causes $P(t) \rightarrow 0$ as $t \rightarrow \infty$. Then by using $P(t) = 0$ in eq. (1), we find $S(t) \rightarrow \frac{K}{\mu}$ as $t \rightarrow \infty$.

Moreover, by using $P(t) = 0$ in eq. (1), we find $S(t) \rightarrow \frac{K}{\mu}$ as $t \rightarrow \infty$. We also find $I(t) \rightarrow 0$ as $t \rightarrow \infty$ whenever $P(t) = 0$. As a result, by using LaSalle invariant principle, we find that every solution of the mathematical model in eq.(1)-(3) with initial value in Ω tends to the pathogen-free equilibrium as $t \rightarrow \infty$ [18] ■.

Stability of pathogen equilibrium is presented in Theorem 3.

Theorem 3. *The pathogen equilibrium E_2 is locally asymptotically stable whenever the basic reproductive ratio is greater than one.*

Proof. Let $J(E_2)$ be the Jacobian matrix of the proposed model in eq. (1)-(3) evaluated at the pathogen equilibrium E_2 . Eigenvalues of $J(E_2)$ satisfies the following characteristic polynomial

$$\lambda^3 + a_1\lambda^2 + a_2\lambda + a_3 = 0,$$

where

$$a_1 = \frac{(R - 1)\beta\sigma}{R\varepsilon} + 2\mu + \delta + \varepsilon = \frac{\beta\sigma}{\varepsilon} + \mu + \delta + \varepsilon,$$

$$a_2 = \frac{\beta\sigma\mu R(R - 1) + \beta\sigma\delta(R - 1)^2 + \beta\sigma\varepsilon(R - 1)}{R^2\varepsilon} + \mu(\mu + \delta + \varepsilon),$$

$$a_3 = \frac{\beta\sigma\mu(R - 1) + \beta\sigma\delta(R - 1)^2}{R^2}.$$

It is clear that $a_1, a_2, a_3 > 0$ whenever $R > 1$. By direct calculation we find that

$$a_1 a_2 - a_3 = \frac{\beta \sigma \mu (R - 1)^2 + \beta \sigma \varepsilon (R - 1)}{R^2} + \left(\frac{\beta \sigma}{\varepsilon} + \mu + \delta + \varepsilon \right) \mu (\mu + \delta + \varepsilon) + \left(\frac{\beta \sigma}{\varepsilon} + \mu + \delta \right) \left(\frac{\beta \sigma \mu R (R - 1) + \beta \sigma \delta (R - 1)^2 + \beta \sigma \varepsilon (R - 1)}{R^2 \varepsilon} \right) > 0.$$

By using the Routh-Hurwitz theorem, all eigenvalues of $J(E_2)$ are negative or complex eigenvalues with negative real parts if $R > 1$. As a result, the pathogen equilibrium is locally asymptotically stable if $R > 1$. This completes the proof. ■

4. Numerical Simulations

In this section, we present some numerical simulations to describe solution of the proposed model at pathogen-free condition and pathogen condition. Initial conditions of pathogen-free simulation are $S(0) = 200, I(0) = 400, P(0) = 400$. Some type of hybrid maize could be harvested after 97 days. Hence, we choose natural death parameter value $\mu = \frac{1}{97 \text{ day}} = 0.0103/\text{day}$. Here we simulate the proposed model from $t = 0$ until $t = 200$ days. Parameter values used in the simulation are shown in Table 2.

Table 2. Parameter values used in the simulation

Parameter	Value	Source
K	10 plants / day	Assumption
β	0.1 / (pathogen . day)	Assumption
μ	0.0103 / day	Assumption
δ	0.0206 / day	Assumption
σ	0.0143 / day	[15]
ε	0.1236 / day	[15]

From Table 2, we find the basic reproductive ratio R is $R = 0.3744$. In this condition, pathogen growth and the infection rate is lower than the pathogen removal rate (ε) and the infectious removal rate ($\mu + \delta$). This condition yields the pathogen-free condition. Consequently, infectious maize population and pathogen population tend to zero for enough long time. This situation is illustrated by the simulation result of pathogen-free condition (see the Figure 2).

We also perform numerical simulation for the pathogen condition. Parameter values for this simulation are shown in Table 2 except for parameter β . Here we choose $\beta = 0.5$. Hence we find the basic reproductive ratio R is $R = 1.8721$. In this condition, pathogen growth and the infection rate is greater than the pathogen removal rate (ε) and the infectious removal rate ($\mu + \delta$). This condition yields the persistence of pathogen condition. Consequently, infectious maize population and pathogen population are always persist in the system. In addition, infectious maize population and pathogen population tend to the pathogen equilibrium values for enough long time. This situation is illustrated by the simulation result of pathogen condition (see the Figure 3).

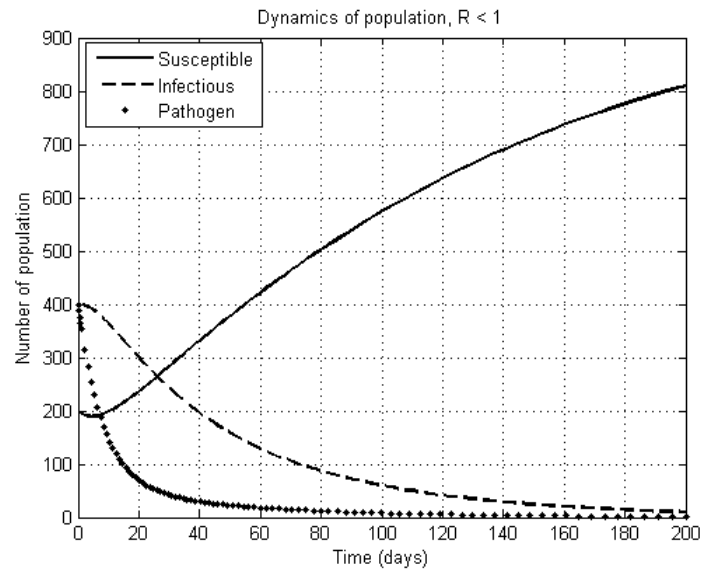


Figure 2. Dynamics of maize disease spread mathematical model for pathogen-free condition

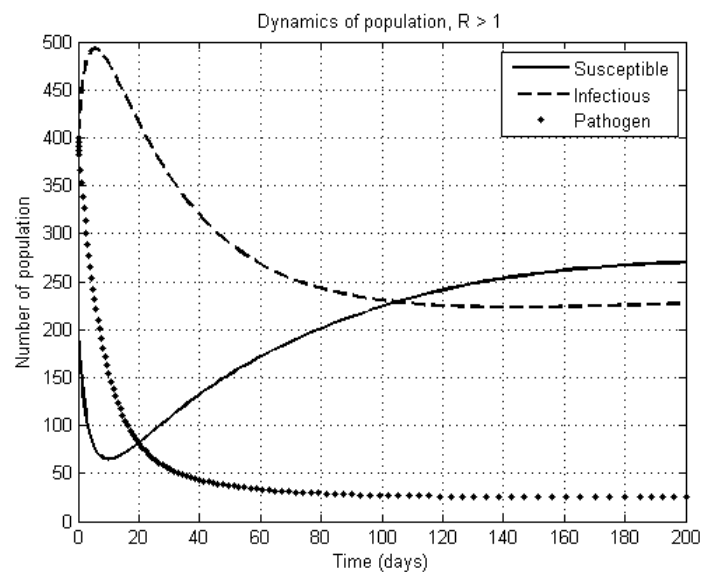


Figure 3. Dynamics of maize disease spread mathematical model for pathogen condition

5. Conclusion

In this paper, we have discussed a mathematical model of maize foliar disease spread with standard incidence rate. The proposed model has two equilibria, namely pathogen-free equilibrium and pathogen equilibrium. We found that property of the proposed model was completely determined by basic reproductive ration of the model.

Acknowledgment

The authors would like to thank the Ministry of Research, Technology and Higher Education Republik Indonesia for supporting this research.

References

- [1] CABI 2019 *Zea mays*, In: Invasive Species Compendium (*CAB International*, Wallingford UK). Available online at www.cabi.org/isc/datasheet/57417#toPictures
- [2] Sudjono M S Penyakit Jagung dan Pengendaliannya, *Balai Penelitian Tanaman Pangan Bogor* (Text in Indonesian). Available online at <http://balitsereal.litbang.pertanian.go.id/wp-content/uploads/2018/08/11penyakit.pdf>
- [3] Hock J, Kranz J and Renfro B L 1995 Studies on the epidemiology of the tar spot disease complex of maize in Mexico, *Plant Pathology* 44(3) pp. 490-502.
- [4] Munkvold G P 2017, Diseases of Corn (syn. Maize) (*Zea mays* L.), *The American Phytopathological Society*. Available online at <https://www.apsnet.org/publications/commonnames/Pages/Corn.aspx>
- [5] Ferguson L M and Carson M L 2007 Temporal variation in *Setosphaeria turcica* between 1974 and 1994 and origin of races 1, 23, and 23N in the United States, *Phytopathology* 97(11) pp. 1501-1511.
- [6] Wang H, Xiao Z X, Wang F G, Xiao Y N, Zhao Jr R, Zheng Y L and Qiu F Z, 2012, Mapping of HtNB, a gene conferring nonlesion resistance before heading to *Exserohilum turcicum* (Pass.), in a maize inbred line derived from the Indonesian variety Bramadi, *Genetics and Molecular Research* 11(3) pp. 2523-2533.
- [7] Ribeiro R M, do Amaral Jr A T, Pena G F, Vivas M, Kurosawa R N and Gonçalves L S A, 2016, History of northern corn leaf blight disease in the seventh cycle of recurrent selection of an UENF-14 popcorn population, *Acta Scientiarum* 38(4) pp. 447-455.
- [8] Holt J, Jeger M J, Thresh J M and Otim-Nape G W, 1997, An epidemiological model incorporating vector population dynamics applied to African cassava mosaic virus disease, *Journal of Applied Ecology* 34(3) pp. 793-806.
- [9] Jeger M J, van Den Bosch F, Madden L V and Holt J, 1998, A model for analysing plant-virus transmission characteristics and epidemic development, *IMA Journal of Mathematics Applied in Medicine and Biology* 15(1) pp. 1-18.
- [10] Jeger M J, Holt J, van den Bosch F and Madden L V, 2004, Epidemiology of insect-transmitted plant viruses: Modelling disease dynamics and control interventions, *Physiological Entomology* 29(3) pp. 291-304.
- [11] Jeger M J, Madden L V and van den Bosch F, 2009, The effect of transmission route on plant virus epidemic development and disease control, *Journal of Theoretical Biology* 258(2) pp. 198-207.
- [12] Meng X and Li Z, 2010, The dynamics of plant disease models with continuous and impulsive cultural control strategies, *Journal of Theoretical Biology* 266 pp. 24-40.
- [13] Stewart D W, Reid L M, Nicol R W and Schaafsma A W 2002, A Mathematical Simulation of Growth of *Fusarium* in Maize Ears After Artificial Inoculation, *Phytopathology* 92(5) pp. 534-541.
- [14] Paul P A and Munkvold G P 2005, Regression and Artificial Neural Network Modeling for the Prediction of Gray Leaf Spot of Maize, *Phytopathology* 95(4) pp. 388-396.
- [15] Collins O C and Duffy K J, 2016, Optimal control of maize foliar disease using the plants population dynamics, *Acta Agriculturae Scandinavica Section B – Soil & Plant Science* 66(1) pp. 20-26.
- [16] Brauer F and Castillo-Chaves C., 2011, *Mathematical Models in Population Biology and Epidemiology* Second Edition, *Springer*.
- [17] Windarto and Anggriani N, 2015, Global stability for a susceptible-infectious epidemic model with fractional incidence rate, *Applied Mathematical Sciences* 9(76) pp. 3775 – 3788.
- [18] LaSalle J P, 1976, *The stability of dynamical systems* (Philadelphia: *SIAM*).