

Source details

Malaysian Journal of Medicine and Health Sciences

Scopus coverage years: from 2007 to Present

Publisher: Faculty of Medicine and Health Sciences

ISSN: 1675-8544

Subject area: Medicine: General Medicine

Source type: Journal

CiteScore 2022

0.4



SJR 2022

0.139



SNIP 2022

0.197



[View all documents >](#)

[Set document alert](#)

[Save to source list](#)

[CiteScore](#) [CiteScore rank & trend](#) [Scopus content coverage](#)

Improved CiteScore methodology

CiteScore 2022 counts the citations received in 2019-2022 to articles, reviews, conference papers, book chapters and data papers published in 2019-2022, and divides this by the number of publications published in 2019-2022. [Learn more >](#)

CiteScore 2022

$$0.4 = \frac{758 \text{ Citations 2019 - 2022}}{1,963 \text{ Documents 2019 - 2022}}$$

Calculated on 05 May, 2023

CiteScoreTracker 2023




$$0.4 = \frac{711 \text{ Citations to date}}{1,995 \text{ Documents to date}}$$

Last updated on 07 June, 2023 • Updated monthly

CiteScore rank 2022



Category	Rank	Percentile
Medicine		
General Medicine	#688/830	17th

[View CiteScore methodology >](#) [CiteScore FAQ >](#) [Add CiteScore to your site](#)

SJR   Scimago Journal & Country Rank 


Home Journal Rankings Country Rankings Viz Tools Help About Us

Malaysian Journal of Medicine and Health Sciences

COUNTRY	SUBJECT AREA AND CATEGORY	PUBLISHER	H-INDEX
<p>Malaysia</p> <p> Universities and research institutions in Malaysia</p> <p> Media Ranking in Malaysia</p>	<p>Medicine</p> <p>└─ Medicine (miscellaneous)</p>	<p>Faculty of Medicine and Health Sciences, University Putra Malaysia</p>	<p>11</p>
PUBLICATION TYPE	ISSN	COVERAGE	INFORMATION
Journals	16758544	2007-2022	<p>Homepage</p> <p>How to publish in this journal</p> <p>mjmhs@upm.edu.my</p>

SCOPE

The Malaysian Journal of Medicine and Health Sciences (MJMHS) is published by the Faculty of Medicine and Health Sciences, Universiti Putra Malaysia. The main aim of the MJMHS is to be a premier journal on all aspects of medicine and health sciences in Malaysia and internationally. The focus of the MJMHS will be on results of original scientific research and development, emerging issues and policy analyses pertaining to medical, biomedical and clinical sciences.

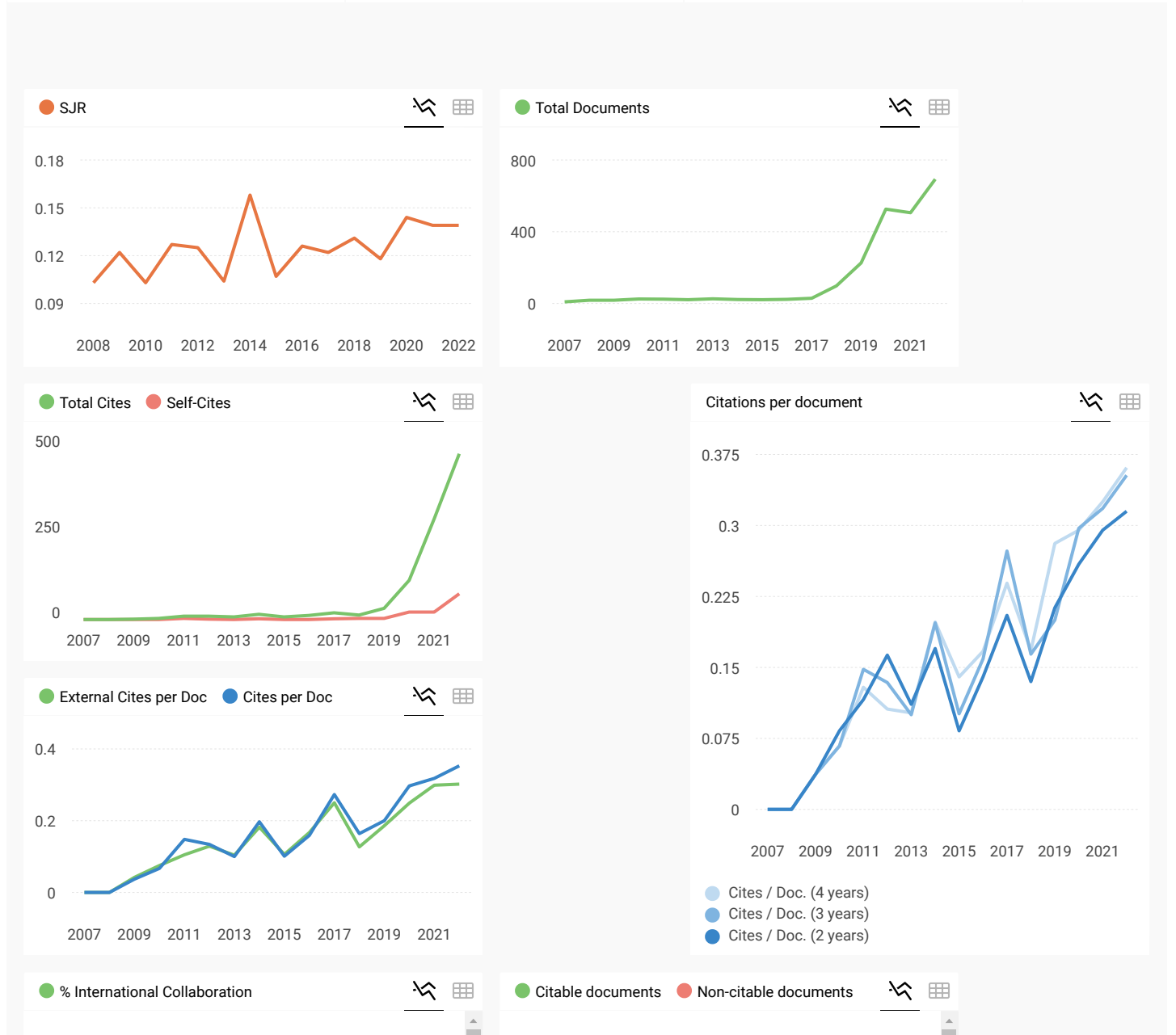
 Join the conversation about this journal

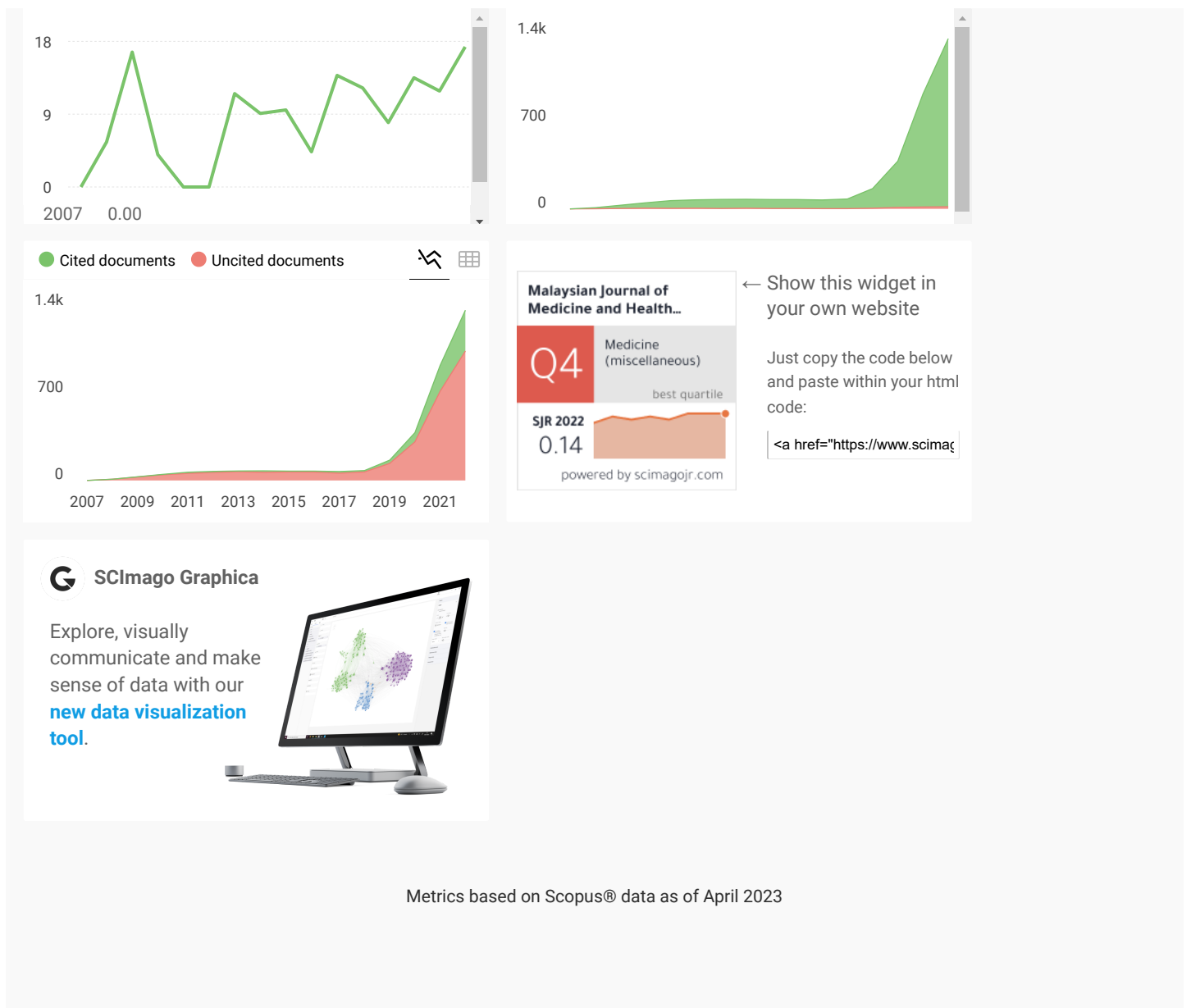
Quartiles



FIND SIMILAR JOURNALS ?

<p>1 Malaysian Journal of Medical Sciences MYS</p> <p>45% similarity</p>	<p>2 BioMed Research International USA</p> <p>41% similarity</p>	<p>3 Iranian Journal of Public Health IRN</p> <p>40% similarity</p>	<p>4 Medicina (Li CHE</p> <p>3 s</p>
--	--	---	--





Dr. Atheer Kadhim Ibadi 2 years ago

Dear Melanie Ortiz

Please, I want to ask if the Malaysian Journal of Medicine and Health Sciences still under Scopus coverage or is out of coverage because I don't find it in the Scopus preview best regards.

← reply



Melanie Ortiz 2 years ago

SCImago Team

Dear Dr. Atheer,

Thank you very much for your comment.

All the metadata have been provided by Scopus /Elsevier in their last update sent to SCImago, including the Coverage's period data. The SJR for 2020 has been released on 17 May 2021. We suggest you consult the Scopus database directly to see the current index status as SJR is a static image of Scopus, which is changing every day.

For further information, please contact Scopus support:

https://service.elsevier.com/app/answers/detail/a_id/14883/kw/scimago/supporthub/scopus/

Best Regards, SCImago Team



(<https://www.malaysia.gov.my/portal/index>)



(<https://www.upm.edu.my>)

FAKULTI PERUBATAN DAN SAINS KESIHATAN

UTAMA (/) PETA LAMAN (/sitemap) DIREKTORI (/direktori) SOALAN LAZIM (/faq)

MAKLUMBALAS (/maklumbalas)

BM ▾

Carian...



MENGENAI KAMI (/mengenai_kami-358) JABATAN (/jabatan-381) PENYELIDIKAN (/penyelidikan-431)
 AKADEMIK (/akademik-393) JARINGAN INDUSTRI DAN KOMUNITI (/jaringan_industri_dan_komuniti-3042)
 JURNAL KAMI (/jurnal_kami-3046) INFOGRAFIK KESIHATAN (/infografik_kesihatan-3149)
 PERKHIDMATAN (/perkhidmatan-3667)
 CALON PELAJAR SESI 2023/2024 (/calon_pelajar_sesi_2023_2024-3727)
 COFFEE TABLE BOOK: FPSK 25 TAHUN (/coffee_table_book_fpsk_25_tahun-4251)

🏠 (/) » JURNAL KAMI (/jurnal_kami-3046) » Volume 19 (2023) (/jurnal_kami/volume_19_2023-14311) » MJMHS VOL.19 NO. 1 -JANUARY 2023

MJMHS VOL.19 NO. 1 -JANUARY 2023

Editorial board (/upload/dokumen/20230116130017Cover_Jan_2023.pdf)

(/upload/dokumen/20230116130017Cover_Jan_2023.pdf)

Content (/upload/dokumen/20230125120104Content_Jan_2023.pdf)

Acknowledgements (/upload/dokumen/20230116130101ACKNOWLEDGEMENT.pdf)

Authors Guideline (/upload/dokumen/20230116130201Author_Guidelines-Version_XIII.pdf)

Editorial (/upload/dokumen/20230213130642Editorial_Jan_2023.pdf)

Entiti Kami

Dokumen

Newsletter

Tetapan



ORIGINAL ARTICLE

- 1) CCR5 Polymorphisms and its Relationship with HIV Susceptibility, Viral Load and CD4 Count in Early Antiretroviral Therapy among HIV Patients Selangor and Terengganu (/upload/dokumen/2023011613035001_MJMHS_1035.pdf)
<https://doi.org/10.47836/mjmhs.19.1.2> (<https://doi.org/10.47836/mjmhs.19.1.2>)
- 2) Mountaineering And Altitude Sickness: A Study of AMS Prevalence among Climbers of Mount Kinabalu, Malaysia (/upload/dokumen/2023011613044302_MJMHS_0830.pdf)
<https://doi.org/10.47836/mjmhs.19.1.3> (<https://doi.org/10.47836/mjmhs.19.1.3>)
- 3) QGIS Application for Spatial and Temporal Visualisation of Data for Food Safety Audits in Malaysia (/upload/dokumen/2023011613083203_MJMHS_0452.pdf)
<https://doi.org/10.47836/mjmhs.19.1.4> (<https://doi.org/10.47836/mjmhs.19.1.4>)
- 4) Emergency Care Capacity in Pediatric Hospitals, Khartoum, Sudan (/upload/dokumen/2023011613103404_MJMHS_0335.pdf)
<https://doi.org/10.47836/mjmhs.19.1.5> (<https://doi.org/10.47836/mjmhs.19.1.5>)
- 5) Anxiety, Depression and Stress Among Medical Students in Malaysia During COVID-19: A Cross-Sectional Study (/upload/dokumen/2023011613111005_MJMHS_1613.pdf)
<https://doi.org/10.47836/mjmhs.19.1.6> (<https://doi.org/10.47836/mjmhs.19.1.6>)
- 6) Density Of Eggs and Larvae of Aedes Spp and the Characteristics of their Larvae Habitat in Endemic Dengue Area of Ternate City (/upload/dokumen/2023011613115106_MJMHS_1215.pdf)
<https://doi.org/10.47836/mjmhs.19.1.7> (<https://doi.org/10.47836/mjmhs.19.1.7>)
- 7) Development and Feasibility Assessment of a Nutrition Screening Guideline in Older Patients for Use by Healthcare Staff in Health Clinic Setting Action Research Study (/upload/dokumen/2023012512004207_MJMHS_1528.pdf)
<https://doi.org/10.47836/mjmhs.19.1.8> (<https://doi.org/10.47836/mjmhs.19.1.8>)
- 8) Nutritional Status With Short-term Memory in School-aged Children (/upload/dokumen/2023021418492508_MJMHS_1532.pdf)
<https://doi.org/10.47836/mjmhs.19.1.9> (<https://doi.org/10.47836/mjmhs.19.1.9>)
- 9) Development of a Valid and Reliable Scale to Assess Knowledge, Attitude and Practice (KAP) on Frailty, Nutrition and Exercise among Malaysian Elderly (/upload/dokumen/2023011613135409_MJMHS_0521.pdf)
<https://doi.org/10.47836/mjmhs.19.1.10> (<https://doi.org/10.47836/mjmhs.19.1.10>)

- 10) Effectiveness of "Oral Health Care for Children with Autism Spectrum Disorder Module" in Improving Tooth-Brushing Practice among Children Autism Spectrum Disorder in Hospital Universiti Sains Malaysia (/upload/dokumen/2023011613144210_MJMHS_1660.pdf) <https://doi.org/10.47836/mjmhs.19.1.11> (<https://doi.org/10.47836/mjmhs.19.1.11>)
- 11) Socio-economic Status, Food Security Status and its Coping Strategies among 'The Lost Food Project' (TLFP) Recipients in Klang Valley during 19 Pandemic (/upload/dokumen/2023011613151511_MJMHS_0419.pdf) <https://doi.org/10.47836/mjmhs.19.1.12> (<https://doi.org/10.47836/mjmhs.19.1.12>)
- 12) Effect of Pravastatin on Levels of Malondialdehyde (MDA) And Endothelin-1 (ET-1) Preeclampsia Model Rats (/upload/dokumen/2023011613155712_MJMHS_0912.pdf) <https://doi.org/10.47836/mjmhs.19.1.13> (<https://doi.org/10.47836/mjmhs.19.1.13>)
- 13) Association of New Generation Anti-CCP Antibodies with Disease Severity and Functional Status in Rheumatoid Arthritis Patients (/upload/dokumen/2023011613163113_MJMHS_0468.pdf) <https://doi.org/10.47836/mjmhs.19.1.14> (<https://doi.org/10.47836/mjmhs.19.1.14>)
- 14) Association between Sleep Quality and Body Weight Status in Adults during the COVID-19 Pandemic (/upload/dokumen/2023011613212214_MJMHS_0272.pdf) <https://doi.org/10.47836/mjmhs.19.1.15> (<https://doi.org/10.47836/mjmhs.19.1.15>)
- 15) Increasing Source-Object Distance: A Computed Radiography-based Strategy to Reducing Radiation Dose in Occipital-Frontal Skull X-Ray (/upload/dokumen/2023011613221415_MJMHS_0339.pdf) <https://doi.org/10.47836/mjmhs.19.1.16> (<https://doi.org/10.47836/mjmhs.19.1.16>)
- 16) Alpha and Low Gamma Embedded With White Noise Binaural Beats Modulating Working Memory among Malaysian Young Adult: A Preliminary fMRI Study (/upload/dokumen/2023011613234316_MJMHS_1134.pdf) <https://doi.org/10.47836/mjmhs.19.1.17> (<https://doi.org/10.47836/mjmhs.19.1.17>)
- 17) Association Between Self-Efficacy and Psychological Distress with Readiness for Online Learning Among Nursing Students (/upload/dokumen/2023011613242417_MJMHS_0074.pdf) <https://doi.org/10.47836/mjmhs.19.1.18> (<https://doi.org/10.47836/mjmhs.19.1.18>)
- 18) The Awareness, Practice and Perception of Instrument-Assisted Soft Tissue Mobilization (IASTM) among Malaysian Physiotherapists (/upload/dokumen/2023011613250918_MJMHS_0512.pdf) <https://doi.org/10.47836/mjmhs.19.1.19> (<https://doi.org/10.47836/mjmhs.19.1.19>)
- 19) Qualitative Insights on the Caregiving of Gastrointestinal Cancer Patients with Low Quality of Life Scores (/upload/dokumen/2023011613253919_MJMHS_1118.pdf) <https://doi.org/10.47836/mjmhs.19.1.20> (<https://doi.org/10.47836/mjmhs.19.1.20>)
- 20) Characterization of Alar Ligament in Young Adult on 3.0T MRI: A Cross-sectional Study in IIUM Medical Centre, Kuantan (/upload/dokumen/2023011613264120_MJMHS_1648.pdf) <https://doi.org/10.47836/mjmhs.19.1.21> (<https://doi.org/10.47836/mjmhs.19.1.21>)
- 21) Association of Obstructive Sleep Apnoea Risk and Severity of Psoriasis Vulgaris in Adults (/upload/dokumen/2023011613272821_MJMHS_146) <https://doi.org/10.47836/mjmhs.19.1.22> (<https://doi.org/10.47836/mjmhs.19.1.22>)
- 22) Organisational Citizenship Behaviour (OCB) Model in Hospital Nurses in Indonesia (/upload/dokumen/2023011613280322_MJMHS_0733.pdf) <https://doi.org/10.47836/mjmhs.19.1.23> (<https://doi.org/10.47836/mjmhs.19.1.23>)
- 23) Detection of Calreticulin as a Candidate Prognostic Biomarker in Invasive Breast Carcinoma from a Biological Scaffold-Based 3D Co-culture System (/upload/dokumen/2023011613284123_MJMHS_1064.pdf) <https://doi.org/10.47836/mjmhs.19.1.24> (<https://doi.org/10.47836/mjmhs.19.1.24>)
- 24) Prevalence and Susceptibility of Staphylococcus aureus Nasal Carriage Strains Isolated from Haemodialysis Patients (/upload/dokumen/2023011613291524_MJMHS_1486.pdf) <https://doi.org/10.47836/mjmhs.19.1.25> (<https://doi.org/10.47836/mjmhs.19.1.25>)
- 25) Psychometric Properties of Trilingual Versions of HBC-HBP Hill-Bone Compliance to High Blood Pressure (9-Items) in Divergent Ethnic Groups of Adults in Iran (/upload/dokumen/2023011613300025_MJMHS_1139.pdf) <https://doi.org/10.47836/mjmhs.19.1.26> (<https://doi.org/10.47836/mjmhs.19.1.26>)
- 26) Prevalence of Burnout and Its Associated Factors among Medical Students in a Public University in Selangor, Malaysia: a Cross-Sectional Study (/upload/dokumen/2023011613303926_MJMHS_1150.pdf) <https://doi.org/10.47836/mjmhs.19.1.27> (<https://doi.org/10.47836/mjmhs.19.1.27>)
- 27) Outcome of Program Kesihatan Optimum Sanubari (SANUBARI) Wellness-based Self-management Intervention in Coaching Healthcare Workers Well-being in COVID-19 Pandemic (/upload/dokumen/2023013110324727_MJMHS_1516.pdf) <https://doi.org/10.47836/mjmhs.19.1.28> (<https://doi.org/10.47836/mjmhs.19.1.28>)
- 28) Prevalence and Factors Associated with Alcohol Use among Dayak Adolescents in Sarawak, Malaysia (/upload/dokumen/2023011613320428_MJMHS_0273.pdf) <https://doi.org/10.47836/mjmhs.19.1.29> (<https://doi.org/10.47836/mjmhs.19.1.29>)
- 29) Predictors of Asthma Control among Libyan Adolescents with Persistent Asthma (/upload/dokumen/2023011613352529_MJMHS_0229.pdf) <https://doi.org/10.47836/mjmhs.19.1.30> (<https://doi.org/10.47836/mjmhs.19.1.30>)

SYSTEMATIC REVIEW

- 30) A Systematic Review on Effectiveness of Nicotine-Based and Non-Nicotine Based Drug Delivery System for Smoking Cessation Among the Elderly (/upload/dokumen/2023011613361930_MJMHS_0257.pdf) <https://doi.org/10.47836/mjmhs.19.1.31> (<https://doi.org/10.47836/mjmhs.19.1.31>)

Entiti Kami

Dokumen

Skull X-Ray

Prelimin

31) Analysing Public Health Impact of Misinformation During COVID-19 Pandemic using the Socio-Ecological Model: A Systematic Review
(/upload/dokumen/2023011613365831_MJMHS_1332.pdf)
<https://doi.org/10.47836/mjmhs.19.1.32> (<https://doi.org/10.47836/mjmhs.19.1.32>)

32) A Systematic Review on Caregiver's Burden Among Caregivers of Dementia Patients in Malaysia
(/upload/dokumen/2023050812392432_MJMHS_0279_.pdf)
<https://doi.org/10.47836/mjmhs.19.1.33> (<https://doi.org/10.47836/mjmhs.19.1.33>)

33) Systematic Review of Intervention Programs to Improve the Level of Knowledge, Attitude, and Practices towards Work Safety Culture among C Workers
(/upload/dokumen/2023011613383533_MJMHS_1437.pdf)
<https://doi.org/10.47836/mjmhs.19.1.34> (<https://doi.org/10.47836/mjmhs.19.1.34>)

34) The Effect of Eating Alone and Eating with Familiar or Unfamiliar Others on Food Intake: A Systematic Review
(/upload/dokumen/2023011613391434_MJMHS_0562.pdf)
<https://doi.org/10.47836/mjmhs.19.1.35> (<https://doi.org/10.47836/mjmhs.19.1.35>)

REVIEW ARTICLES

35) Steering Standardization of Pathology Services Through Centralisation and Consolidation of Laboratory Procurement
(/upload/dokumen/2023011613400635_MJMHS_0341.pdf)
<https://doi.org/10.47836/mjmhs.19.1.36> (<https://doi.org/10.47836/mjmhs.19.1.36>)

36) Malnutrition, Quality of Life and Their Relationship among Older Adults: A Scoping Review
(/upload/dokumen/2023011614430936_MJMHS_02
<https://doi.org/10.47836/mjmhs.19.1.37> (<https://doi.org/10.47836/mjmhs.19.1.37>)

37) Aflatoxin Occurrence, Food Regulations, Dietary Exposure, and Risk Assessment: A Mini Review from the Malaysian Perspective
(/upload/dokumen/2023011614435637_MJMHS_0392.pdf)
<https://doi.org/10.47836/mjmhs.19.1.38> (<https://doi.org/10.47836/mjmhs.19.1.38>)

38) A Scoping Review on the Educational Strategies Used in Intervention Studies to Improve Oral Health in Children
(/upload/dokumen/2023011614444338_MJMHS_0732.pdf)
<https://doi.org/10.47836/mjmhs.19.1.39> (<https://doi.org/10.47836/mjmhs.19.1.39>)

39) Towards Healthy Adolescents: A Review of Smoking Impact According to Dental Perspectives
(/upload/dokumen/2023011614452339_MJMHS_0309.pdf)<https://doi.org/10.47836/mjmhs.19.1.40> (<https://doi.org/10.47836/mjmhs.19.1.40>)

40) A Review on Finite Element Modelling and Simulation for Upper Limb of Human Bone and Implant
(/upload/dokumen/2023013110344840_MJMHS_0255.pdf)
<https://doi.org/10.47836/mjmhs.19.1.41> (<https://doi.org/10.47836/mjmhs.19.1.41>)

41) Antioxidants Role Against Acrylamide Toxicity on Urogenital System: An Overview
(/upload/dokumen/2023011614465141_MJMHS_0430.pdf)
<https://doi.org/10.47836/mjmhs.19.1.42> (<https://doi.org/10.47836/mjmhs.19.1.42>)

42) *Trametes elegans*: Sources and Potential Medicinal and Food Applications
(/upload/dokumen/2023011614472842_MJMHS_0619.pdf)<https://doi.org/10.47836/mjmhs.19.1.43> (<https://doi.org/10.47836/mjmhs.19.1.43>)
(/upload/dokumen/2023011614472842_MJMHS_0619.pdf)

STUDY PROTOCOL

43) Effectiveness of Android-based Hypertension Self-Care Education to Improve Blood Pressure Control among Hypertensive Patients at Yogyakarta Study Protocol
(/upload/dokumen/2023011614483143_MJMHS_1502.pdf)
<https://doi.org/10.47836/mjmhs.19.1.44> (<https://doi.org/10.47836/mjmhs.19.1.44>)

SHORT COMMUNICATIONS

44) Online Purchase of Health Supplements and Traditional and Complementary Medicine (T&CM) Products: A Qualitative Study
(/upload/dokumen/2023011614491844_MJMHS_0340.pdf)
<https://doi.org/10.47836/mjmhs.19.1.45> (<https://doi.org/10.47836/mjmhs.19.1.45>)

CASE REPORT

45) Vaping - A Precipitating Factor of Pneumothorax in A Smoker? (/upload/dokumen/2023011614500845_MJMHS_1033.pdf)
<https://doi.org/10.47836/mjmhs.19.1.46> (<https://doi.org/10.47836/mjmhs.19.1.46>)

46) HLA-B 15:13 Positive in an Indonesian Patient with Phenytoin-Induced SJS/TEN (/upload/dokumen/2023011614504946_MJMHS_0485.pdf)
<https://doi.org/10.47836/mjmhs.19.1.47> (<https://doi.org/10.47836/mjmhs.19.1.47>)

47) *Cardiobacterium hominis* Endocarditis in a Healthy Adult - Rare but Not to Be Missed
(/upload/dokumen/2023011614520547_MJMHS_0046.pdf)<https://doi.org/10.47836/mjmhs.19.1.48> (<https://doi.org/10.47836/mjmhs.19.1.48>)

48) Modified Impression Technique of a Custom Made Hand Painted Iris For an Ocular Prosthesis: A Case Report
(/upload/dokumen/2023011614524648_MJMHS_0237.pdf)
<https://doi.org/10.47836/mjmhs.19.1.49> (<https://doi.org/10.47836/mjmhs.19.1.49>)

49) Repositioning an Implant-retained Auricular Prosthesis using a Custom Acrylic Base: A Case Report
(/upload/dokumen/2023011614532649_MJMHS_0253.pdf)<https://doi.org/10.47836/mjmhs.19.1.50> (<https://doi.org/10.47836/mjmhs.19.1.50>)

50) Sjogren's Syndrome with Interstitial Lung Disease
(/upload/dokumen/2023011614540750_MJMHS_0363.pdf)<https://doi.org/10.47836/mjmhs.19.1.51> (<https://doi.org/10.47836/mjmhs.19.1.51>)

Kemaskini:: 24/05/2023 [hamizah.shafie]

PERKONGSIAN MEDIA

WWHENAY~



(<https://www.malaysia.gov.my/portal/index>)



(<https://www.upm.edu.my>)

FAKULTI PERUBATAN DAN SAINS KESIHATAN

[UTAMA \(/\)](#) [PETA LAMAN \(/sitemap\)](#) [DIREKTORI \(/direktori\)](#) [SOALAN LAZIM \(/faq\)](#)

[MAKLUMBALAS \(/maklumbalas\)](#)

BM ▾

Carian...



[MENGENAI KAMI \(/mengenai_kami-358\)](#) [JABATAN \(/jabatan-381\)](#) [PENYELIDIKAN \(/penyelidikan-431\)](#)
[AKADEMIK \(/akademik-393\)](#) [JARINGAN INDUSTRI DAN KOMUNITI \(/jaringan_industri_dan_komuniti-3042\)](#)
[JURNAL KAMI \(/jurnal_kami-3046\)](#) [INFOGRAFIK KESIHATAN \(/infografik_kesihatan-3149\)](#)
[PERKHIDMATAN \(/perkhidmatan-3667\)](#)
[CALON PELAJAR SESI 2023/2024 \(/calon_pelajar_sesi_2023_2024-3727\)](#)
[COFFEE TABLE BOOK: FPSK 25 TAHUN \(/coffee_table_book_fpsk_25_tahun-4251\)](#)

[🏠 \(/\)](#) » [JURNAL KAMI \(/jurnal_kami-3046\)](#) » [Pengenalan Jurnal \(/jurnal_kami/pengenalan_jurnal-14088\)](#) » Lembaga Pengarang

Lembaga Pengarang

LEMBAGA PENGARANG

Ketua Editor

- Prof. Dr. Normala Ibrahim

Ahli

- Prof. Dr. Rukman Awang Hamat
- Prof. Dr. Christopher Lim Thiam Seong
- Prof. Dr. Ching Siew Mooi
- Prof. Dr. Sharmili Vidyadaran
- Prof. Madya Dr. Rajesh Ramasamy
- Prof. Madya Dr. Nor Afiah Mohd Zulkefli
- Prof. Madya Dr. Sethu Thakachy Subha
- Prof. Madya Dr. Loh Su Peng
- Prof. Madya Dr. Wan Aliaa Wan Sulaiman
- Prof. Mayda Dr. Ling King Hwa
- Prof. Madya Dr. Zubaidah Nor Hanipah
- Prof. Madya Dr. Habibah Abdul Hamid
- Prof. Madya Dr. Intan Hakimah Ismail
- Prof. Madya Dr. Ho Yu Bin
- Prof. Madya Dr. Karmegam Karupiah
- Prof. Madya Dr. Subapriya Suppiah
- Dr. Razif Abas@Buang

Lembaga Penasihat Antarabangsa

- Prof. Dr. Cecilia A. Essau
- Prof. Dr. David Brendan Price
- Prof. Dr. S Suresh Kumar
- Assoc. Prof. Dr. Sean Semple
- Dr. Martin Wong Chi Sang

Kemaskini:: 23/09/2022 [qayyumalemilhadie]

PERKONGSIAN MEDIA

(https://www.addtoany.com/share?url=https%3A%2F%2Fmedic.upm.edu.my%2Fjurnal_kami%2Fpengenalan_jurnal%2Flembaga_pengarang-69037&title=Lembaga%20Pengarang%20%7C%20FAKULTI%20PERUBATAN%20DAN%20SAINS%20KESIHATAN)
([/#facebook](#)) ([/#twitter](#)) ([/#linkedin](#)) ([/#email](#)) ([/#copy_link](#)) ([/#wordpress](#)) ([/#print](#))

HUBUNGI KAMI

FAKULTI PERUBATAN DAN SAINS KESIHATAN

Pejabat Am Dekan
Aras 3, Bangunan
Pentadbiran,
Fakulti Perubatan dan
Sains Kesihatan,
43400 UPM Serdang,
Selangor Darul Ehsan.

☎ 03 9769 2300

📠 03 9769 2585

APLIKASI DALAM TALIAN

Sistem Maklumat Pelajar (<http://smp.upm.edu.my/smp/action/security/loginSmpSetup?TX=3196766259775847>)
e-ISO (<http://www.reg.upm.edu.my/eISO/>)

aduan@FPSK
(https://docs.google.com/forms/d/e/1FAIpQLSfWoPNQcdLNLlu5JTSeNN8jDt9YurV8G_s2GGWM6xGqj055Yg/viewform)

Sistem Perkhidmatan ICT (<http://spict.upm.edu.my>)

Sisman (<http://sisman.upm.edu.my>)

Garis Panduan Syarahan Inaugural Peringkat Fakulti
([http://spel.upm.edu.my/dokumen/FKUSK1_GP_Syarahan_Inaugural_Peringkat_Fakulti_150304_\(1\).pdf](http://spel.upm.edu.my/dokumen/FKUSK1_GP_Syarahan_Inaugural_Peringkat_Fakulti_150304_(1).pdf))

CAPAIAN UPM

Sistem Pengurusan Kualiti
(<http://www.reg.upm.edu.my/>)

Bahagian Akademik
(<http://www.akademik.upm.edu.my>)

Sistem Permohonan Ke Luar
(<http://bursar1.upm.edu.my/s>)

i-GIMS (Pelajar)
(<http://sgsportal.upm.edu.my>)

i-GIMS (Staf)
(<http://www.sps.upm.edu.my>)

✉ dean.medic@upm.edu.my

TALIAN KECEMASAN
BAHAGIAN KESELAMATAN UPM (24 JAM)
03-9769 7990 | 03-9769 7470 | 03-9769 1999

Dasar Privasi ([/footnote/dasar_privasi-29949](#))
Hakcipta ([/footnote/hakcipta-29950](#)) RSS ([/rss](#))
Penafian ([/footnote/penafian-29938](#))
Bantuan ([/footnote/bantuan-29937](#))
UPM online ([/footnote/upm_online-38695](#))
Dasar Keselamatan ([/footnote/dasar_keselamatan-29939](#))

© 2023 FAKULTI PERUBATAN DAN SAINS KESIHATAN



Entiti Kami

Dokumen

Newsletter


Tetapan

LANGGAN MELALUI EMAIL

HANTAR

CASE REPORT

HLA-B 15:13 Positive in an Indonesian Patient with Phenytoin-Induced SJS/TEN

Putu Devi Oktapiani Putri¹, Afif Nurul Hidayati², Betty Agustina Tambunan³, Andrea Hertanto⁴

¹ Clinical Pathology Specialization Program, Faculty of Medicine, Universitas Airlangga, Dr. Soetomo General Academic Hospital, 60286 Surabaya, Indonesia

² Department of Dermatology and Venerology, Faculty of Medicine, Universitas Airlangga, Dr. Soetomo General Academic Hospital, 60286 Surabaya, Indonesia

³ Immunology Division, Department of Clinical Pathology, Faculty of Medicine, Universitas Airlangga, Dr. Soetomo General Academic Hospital, 60286 Surabaya, Indonesia

⁴ Dermatology and Venerology Specialization Program, Faculty of Medicine, Universitas Airlangga, Dr. Soetomo General Academic Hospital, 60286 Surabaya, Indonesia

ABSTRACT

Steven-Johnson Syndrome (SJS) and Toxic Epidermal Necrolysis (TEN) are severe forms of delayed hypersensitivity reaction with an underlying immunologic mechanism involving the interaction between HLA and drug molecules. A-35-year-old Javanese-Indonesian-male, with a history of seizures, presented with skin peeling, mucosal erosions, and purulent eye discharges. He was clinically diagnosed as overlapping SJS/TEN, and both phenytoin and valproic acid became the suspected drugs. Unfortunately, the seizure relapsed and alternative antiepileptic drugs were urgently needed. HLA typing was then performed, revealing the presence of HLA-B*15:13, which has been proven to be correlated with phenytoin adverse reaction by previous study. Thus, phenytoin was totally discontinued and he only prescribed monotherapy valproic acid. Given the high prevalence and common use of phenytoin in clinical practice, HLA evaluation before phenytoin prescription in Indonesia is important. Further studies are recommended to provide more evidence regarding the role of HLA-B*15:13 in phenytoin-induced severe hypersensitivity reactions in Indonesia.

Malaysian Journal of Medicine and Health Sciences (2023) 19(1):369-371. doi:10.47836/mjmhs19.1.47

Keywords: Steven-Johnson Syndrome, Phenytoin, HLA

Corresponding Author:

Betty Agustina Tambunan, Sp.PK(K)

Email: betty-a-t@fk.unair.ac.id

Tel: +6231-5501078

INTRODUCTION

Steven Johnson Syndrome (SJS) and Toxic Epidermal Necrolysis (TEN) are rare, life-threatening disorders characterized by severe skin and mucous membrane manifestations, with a high mortality rate. The spectrum of SJS ranges from SJS, SJS/TEN overlap, and TEN with the involvement of skin detachment <10%, 10-30%, and >30%, respectively (1). Recently, HLA-B*15:13 has been associated with phenytoin-induced severe cutaneous adverse drug reaction in Malaysia, with an eight-fold risk of having SJS/TEN compared to tolerant control (2). The allele frequency of HLA-B*15:13 among the Javanese population in Indonesia is high, ranging from 12.5% (3) to 21.6% (4). Here we present a case of an Indonesian male with HLA-B*15:13 positive who developed SJS/TEN after consumption of phenytoin.

CASE REPORT

A-35-year-old Javanese-Indonesian-male has a history of focal to generalized tonic-clonic seizures. He had a motorcycle accident 4 years earlier, and a head surgery had to be performed thereafter. Head CT scan revealed the presentation of right temporal lobes gliosis of cortex-subcortex parenchyma, moreover, the EEG result showed a sharp wave with continuous slow activity at the right temporal region which potentially epileptogenic. Monotherapy of valproic acid 3 x 250 mg was prescribed as the first medication. However, it caused the seizures to recur up to 6 times a year. Therefore, the neurologist prescribed phenytoin 3 x 100 mg in addition to valproic acid 3 x 250 mg. There was no relapse after the combination of those medications. Unfortunately, 45 days later, he experienced fever and malaise followed by skin rash. The skin lesion manifested as erythematous skin over the neck and spread throughout the chest, back, and arm. Bullae appeared the next day followed by peeling of the skin. Jaundice manifested after five days. At the time of

presentation in the emergency room, the bullae had been resolved. He presented with skin detachment mainly over the chest, peeling skin on the glans penis, erosion with haemorrhagic crusts on the lips (Fig. 1), purulent discharge from both eyes, and jaundice. He has no previous history of allergy.



Figure 1: Clinical presentations of the patient at admission time (7 days after the onset) Erosion with haemorrhagic crust on lips (A) Skin detachment with pus on chest and abdomen (B) Skin detachment on the glans penis (C)

This patient was presented with involvement of 13% body surface area and diagnosed as SJS/TEN overlap by the dermatologist. He received oxygen supplementation, intravenous fluid therapy, followed by intravenous dexamethasone injection, and topical skin antibiotic. He was also referred to the ophthalmologist and received antibiotic eye drops. The intravenous steroid therapy was administered for seven days, followed by 30 days oral methylprednisolone for tapering of the dosage. The detail of the laboratory result is shown in Table I. Hepatitis B Surface Antigen (HBsAg) and anti-HCV antibody showed negative results. The eosinophil count was 0.01×10^3 cells/ μL on the first day of admission with a maximum count of 0.3×10^3 cells/ μL within the period of hospitalization.

After three days of hospitalization, he started to have a cough, shortness of breath, and fever. Paracetamol was administered to relieve the fever. Leukocyte count increased to 28.46×10^3 / μL with neutrophil predominant, and sputum culture revealed the infection of *Pseudomonas aeruginosa*. Levofloxacin 750 mg was given intravenously for seven days. There was no new skin lesion observed within 24-hour of follow-up. The clinical picture and laboratory parameters were improved. The level of ALT, AST, DBIL, and TBIL decreased gradually, reaching the expected level at the end of follow-up. He was discharged after nine days of hospitalization.

Phenytoin and valproic acid were suspected of becoming the associated drugs; thus, the algorithm for causality of epidermal necrolysis ALDEN score was calculated and resulted in a very probable score for phenytoin and very

Table I: Laboratory Results

Parameters	7 th day*	10 th day*	13 th day*	27 th day*	36 th day*	Reference range
ALT (U/L)	251	137	134	77	46	16 – 63
AST (U/L)	63	60	49	45	22	15 – 37
DBIL (mg/dL)	5.99	3.29	2.24	0.87	0.38	<0.3
TBIL (mg/dL)	7.92	4.22	2.58	1.54	0.60	0.2 – 1.0
ALP (U/L)	414					46 – 116
GGT (U/L)	653.7					15 – 85

*Days following disease onset

Laboratory results from the day of admission (7th day following disease onset) show liver involvement with mixed hepatocellular and cholestatic patterns (increased transaminase enzyme, bilirubin, ALP, and GGT). He was discharged on the 13th day following the onset and visited as an outpatient on the 27th and 36th days following disease onset. ALP: Alkaline Phosphatase; ALT: Alanine Transaminase; AST: Aspartate Transaminase; GGT: Gamma Glutamyl Transferase

unlikely for valproic acid (Table II). Both drugs were discontinued to avoid further harmful reactions. The confirmatory test was planned to be performed six weeks after the discontinuation of oral methylprednisolone. Unfortunately, the seizure relapsed within the period of waiting for the test, and the neurologist could not prescribe the same medications.

Table II: The ALDEN Score Calculation

Criteria	Phenytoin	Valproic Acid
Delay from initial drug component intake to onset of reaction (index day)	2	2
Drug present in the body on index day	0	0
Pre-challenge/rechallenge	1	-2
De-challenge	0	0
Type of drug (notoriety)	3	-1
Other cause	0	0
Final score –12 to 10	6	-1

Interpretation <0, Very unlikely; 0–1, unlikely; 2–3, possible; 4–5, probable; ≥ 6 , very probable

HLA typing was then performed by collecting blood specimens and harvesting the peripheral blood mononuclear cells. We used sequence-specific oligonucleotide-primed PCR (PCR-SSO) by Luminex® Technology to obtain all the possible allele codes, and the result is shown in Table III. Considering the history of SJS/TEN, all the suspected drugs, and the result of the HLA typing evaluation, this patient was given only valproic acid, and phenytoin was totally discontinued. Monitoring for the potential hypersensitivity reaction was done, and there was no such reaction found until seven days after valproic acid consumption. Finally, with very careful observations, a challenge test was performed six weeks after the last steroid consumption. One hour after administering 100 mg oral phenytoin, itchy-erythematous skin started to spread from his upper leg onto the neck. Steroid and antihistamine were immediately administered, and phenytoin was discontinued.

DISCUSSION

Finding the causality is crucial in severe hypersensitivity reactions. In this case, this patient needs continuous

Table III: The Result of HLA-B Genotyping

HLA Typing	Possible Allele Codes
B*15:13	B*15:XX1 and B*35:XX2
B*35:01	XX1=:15:13/15:418 XX2=:35:01/35:07/35:30/35:40N/35:41/35:42/35:53N/35:77

The result of HLA-B genotyping shows all possible allele codes carried by this patient. HLA genotyping was performed using PCR SSO method by Luminex®.

long-term use of medication for epilepsy. Although the ALDEN score calculation (1) resulted in phenytoin as a probable cause (Table II), it should be emphasized that other possibilities could not be ruled out. The drug challenge test may reveal the causative drugs, but the potentially harmful reactions can become a concern. Considering the severe hypersensitivity reaction of this patient, *in vitro* diagnostic test is preferable. Alternatively, skin prick or patch tests may be beneficial; however, they should be performed after the discontinuation of steroids and the total disappearance of the skin lesion. Meanwhile, there is an urgent need to find the causative drug and decide the alternative drugs for this patient. Evaluation of HLA in this patient finally can support the decision-making.

The frequency of HLA-B*15:13 in the West Java population of Indonesia is about 21,6% (4). It also has been studied that HLA-B*15:13 is associated with phenytoin-induced SJS in the Malaysian population. Patient with one copy risk of allele (HLA-B*15:02 or HLA-B*15:13) has 8,62 times the risk of developing SJS; moreover, it has become 57,5% if two copies of the allele are present (2). Information regarding the positive result of HLA-B*15:13 can potentially prevent unnecessary exposure of the patient to phenytoin. Furthermore, the result of HLA typing could be established within 24 – 48 hours, it also can be performed within the period of the disease, and there is no need to wait until the discontinuation of corticosteroids.

Screening for HLA genotype before drug prescription should be considered due to the highly used phenytoin as an anticonvulsant in Indonesia (5). Unfortunately, there is still a lack of evidence regarding the correlation between HLA-B*15:13 and phenytoin-induced adverse drug reaction (ADR) in Indonesia. Increasing the number of evidence for specific HLA types related to ADR will be beneficial because it will influence the decision-making in clinical practice. However, further studies about the correlation between HLA-B*15:13 with SJS or other ADR and its cost-effectiveness in Indonesia are required.

CONCLUSION

HLA-B*15:13 can increase the risk of SJS/TEN in

phenytoin use. Genetic screening before prescribing high-risk medication is essential to avoid potential harmful hypersensitivity reactions. Further studies in Indonesia are needed to determine the significance of HLA-B*15:13 in severe hypersensitivity reactions, particularly when phenytoin is used.

ACKNOWLEDGEMENTS

The authors would like to thank Department of Clinical Pathology and Department of Dermatology and Venerology of Dr. Soetomo Hospital for the availability of patient's information. This report has been approved by The Ethical Committee of Dr. Soetomo Hospital Surabaya, and written consent has been obtained from the patient.

REFERENCES

1. White KD, Abe R, Ardern-Jones M, Beachkofsky T, Bouchard C, Carleton B, et al. SJS/TEN 2017: Building Multidisciplinary Networks to Drive Science and Translation. Vol. 6, *Journal of Allergy and Clinical Immunology: In Practice*. American Academy of Allergy, Asthma and Immunology; 2018. p. 38–69. doi:10.1016/j.jaip.2017.11.023.
2. Chang CC, Ng CC, Too CL, Choon SE, Lee CK, Chung WH, et al. Association of HLA-B*15:13 and HLA-B*15:02 with phenytoin-induced severe cutaneous adverse reactions in a Malay population. *Pharmacogenomics Journal*. 2017 Mar 1;17(2):170–3. doi:10.1038/tpj.2016.10
3. Pradana KA, Widjaya MA, Wahjudi M. Indonesians Human Leukocyte Antigen (HLA) Distributions and Correlations with Global Diseases. Vol. 49, *Immunological Investigations*. Taylor and Francis Ltd; 2020. p. 333–63. doi:10.1080/08820139.2019.1673771
4. Yuliwulandari R, Kristin E, Prayuni K, Sachrowardi Q, Suyatna FD, Menaldi SL, et al. Association of the HLA-B alleles with carbamazepine-induced Stevens-Johnson syndrome/toxic epidermal necrolysis in the Javanese and Sundanese population of Indonesia: The important role of the HLA-B75 serotype. *Pharmacogenomics*. 2017 Dec 1;18(18):1643–8. doi:10.2217/pgs-2017-0103
5. Nurhayati RW. Pola Penggunaan Obat Antikejang Pada Pasien Stroke (Penelitian Dilakukan Di Smf Ilmu Penyakit Saraf RSUD Dr. Soetomo Surabaya) [Internet]. [Surabaya]; 2015 [cited 2022 Feb 16]. Available from: <http://repository.unair.ac.id/id/eprint/19943>

SURAT EXEMPTION
(" LETTER OF EXEMPTION ")

Ref. No. : 0862/LOE/301.4.2/IV/2022

Judul Protokol Penelitian : HLA-B 15:13 Positif pada Pasien Dengan SJS/TEN yang Diinduksi Fenitoin
(HLA-B 15:13 Positive in a Patient with Phenytoin-Induced SJS/TEN)

Dokumen yang disetujui : 1356/126/4/III/2022 (versi: 2)

Tanggal terbit : 7 April 2022

Berlaku sampai : 7 April 2023

Peneliti Utama : Betty Agustina Tambunan, dr., Sp.PK (K)

Peneliti Lain : 1. Putu Devi Oktapiani Putri, dr.
2. Dr. Afif Nurul Hidayati, dr., Sp.KK
3. Andrea Hertanto, dr.

Instalasi/Tempat Penelitian : RSUD Dr. Soetomo

Komite Etik Penelitian Kesehatan RSUD Dr Soetomo menyatakan bahwa dokumen diatas sesuai dengan The Office for Human Research Protections (OHRP) dibawah persyaratan the U.S. Department of Health and Human Services (HHS) Regulasi 45 CFR bagian 46 untuk **exempt review**.



Dr. Elizeus Hanindito dr., Sp.An., KIC
Ketua Panel 2

Dr. Damayanti Tinduh dr., SpKFR(K)
Sekretaris Panel 2