


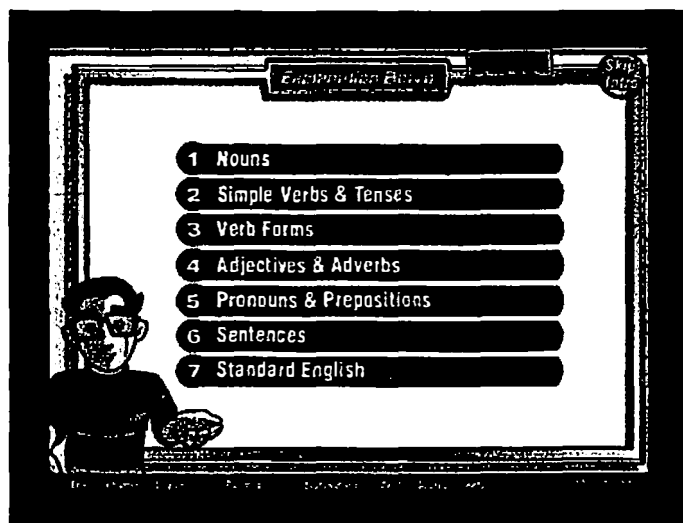
## APPENDIX IV

### THE FEATURES OF THE SOFTWARE

#### I. Opening scene

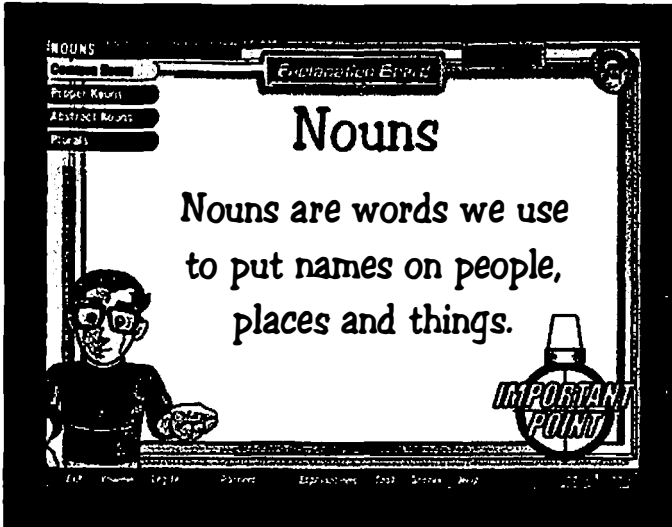


The first interface of the software. A CD-ROM application, the one which is created by *re-Animate Educational Software* and published by *Dorling Kindersley*. The CD-ROM's title is *Learning English with DK*

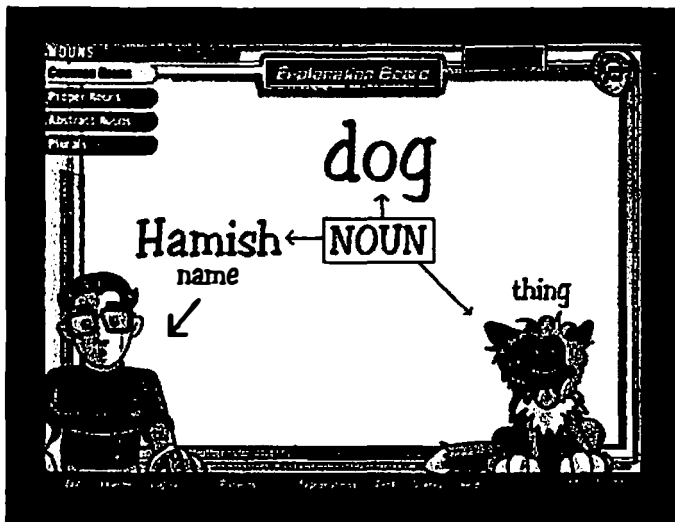


After a brief animation movie, the software then shows the appearance of an animated character named Hamish McGee. He will then explain the definition about grammar. Some of the animation features are shown during the explanation. Next, the user may choose a subject. In this case, the writer chooses 'nouns'.

## II. Explanation about nouns




In this scene, the character, Hamish McGee, explains the definition of 'nouns'. Before the explanation takes place, there are some short exercises about nouns. The computer just wants to know about the user's understanding about the subject. The writer skips these exercises because the exercises are already given in the paper-based exercises.



Still in the same scene, Hamish McGee gives a clearer definition of nouns by giving some examples. The moving text and another character like dog accompany this explanation.

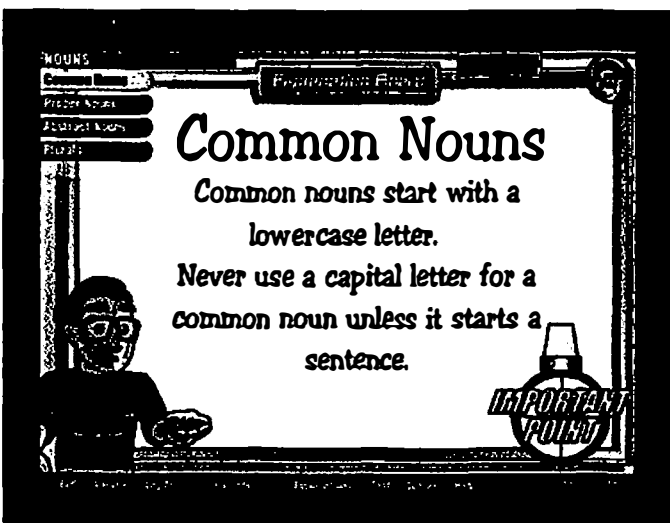
### III.Explanation about common nouns



After giving the description about nouns, the character explains that there are different types of nouns. Some of them are common nouns, proper nouns, abstract nouns, and plurals. Next, the scene goes to the explanation about common nouns. Hamish McGee then defines the term 'common nouns'.

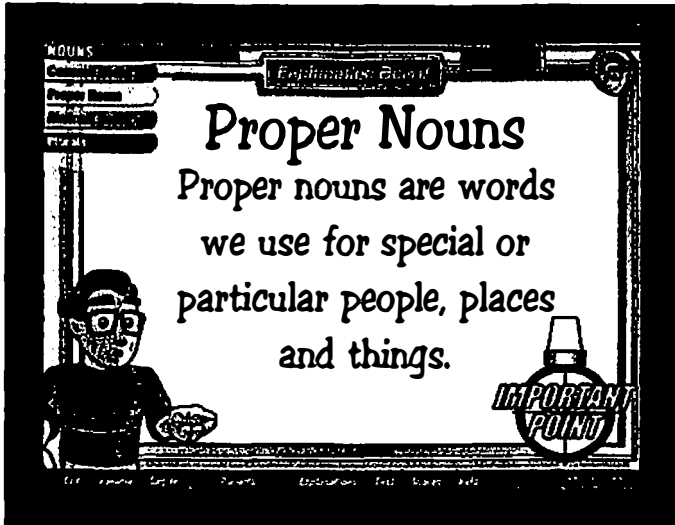


Some examples of the common nouns are also given here.



A more detail explanation is then given. The bell will ring each time the character, Hamish McGee, gives an important point to remember. After the explanation, there will be some exercises about common nouns.


#### IV. Explanation about proper nouns




Next, the scene continues to the explanation of 'proper nouns.'



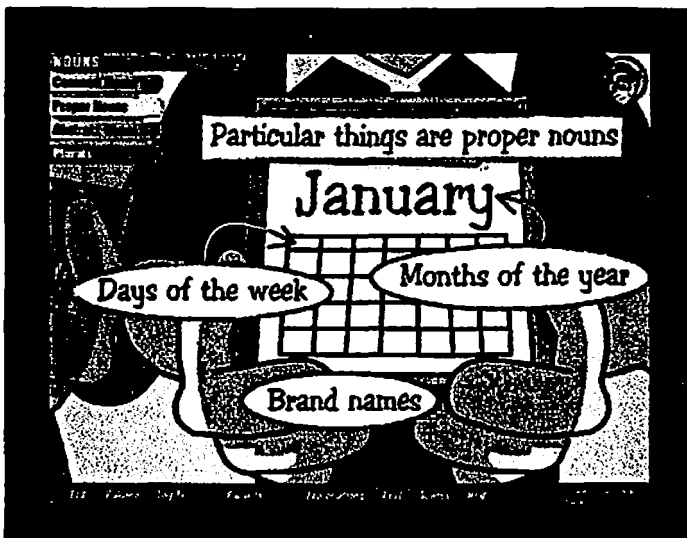
Hamish McGee shows the difference between common nouns and proper nouns.



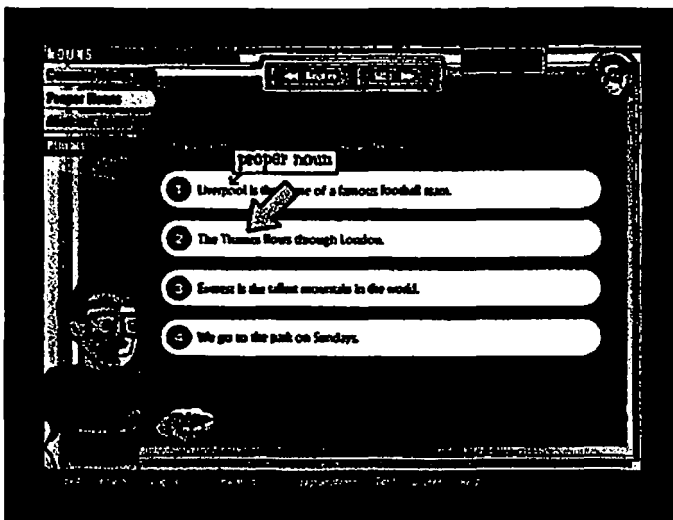
Then, three men pops up from the bottom. This is to give a clearer description about proper nouns. One thing is mentioned here that the names of particular people are proper nouns.



Another example of the use of proper nouns is also given. It includes the names of particular places which are also proper nouns.




Still in the same scene, other examples of proper nouns are shown, which cover days of the week, months of the year, and brand names.

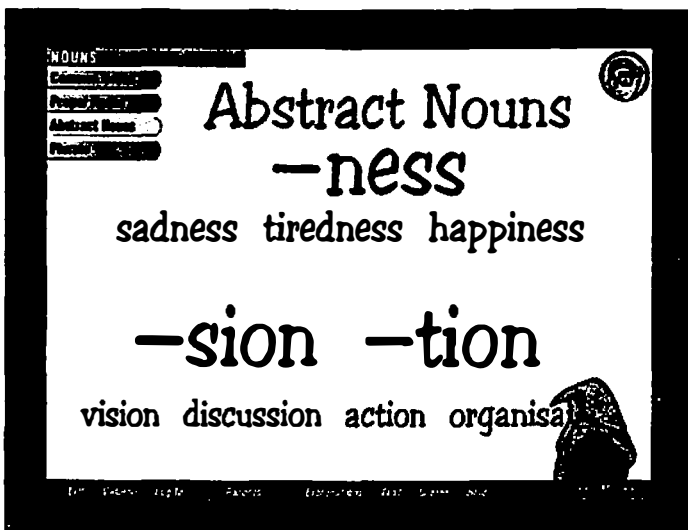


Finally, like other subjects, after one topic is finished, some exercises are given. When the user does all questions correctly, the character, Hamish McGee, will show a happy face and will say 'Welldone'. Then he will explain about each question and how to deal with it.

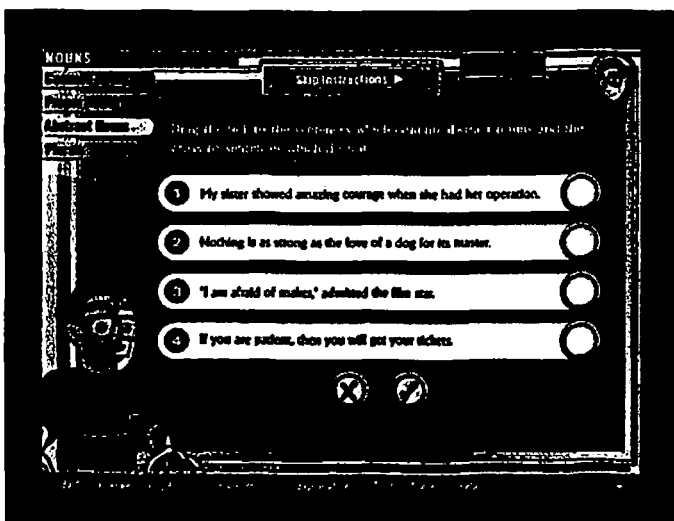
**V. Explanation about abstract nouns**



The next scene is the explanation about abstract nouns.




Hamish McGee gives the explanation about how to form most of the abstract nouns. A paintbrush will then move as if it painted the whiteboard to write some text.




Some questions are given at the end of the explanation. The user is supposed to answer each question correctly by dragging the tick to the sentences which contain abstract nouns and the cross to sentences which do not.

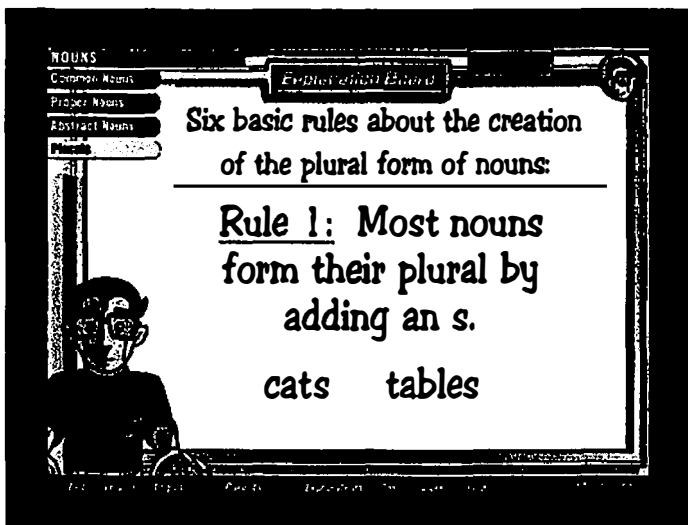
## VI. Explanation about plurals



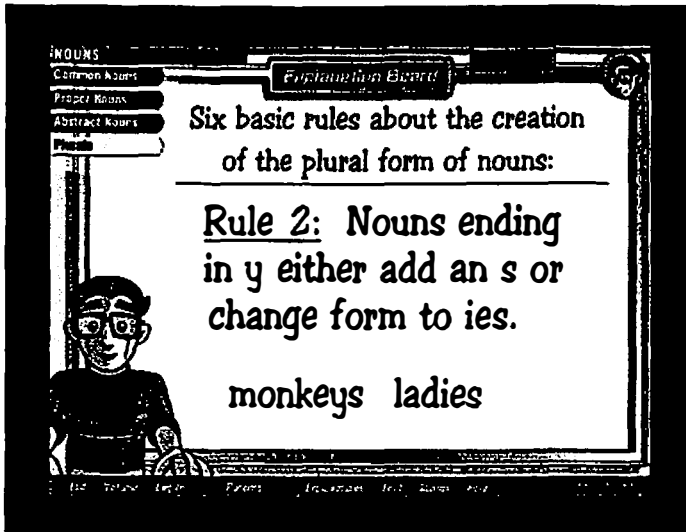
The last part of the nouns explanation is plurals.



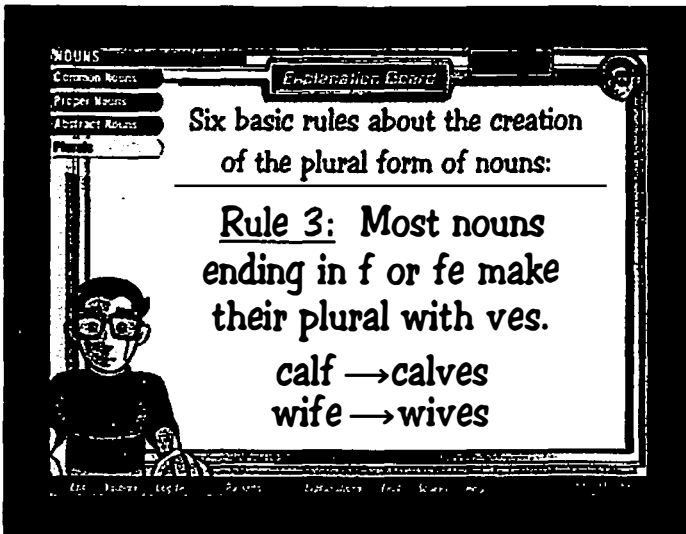
Hamish McGee describes the difference between singular and plural. One cat and two cats are taken example here to show the difference.



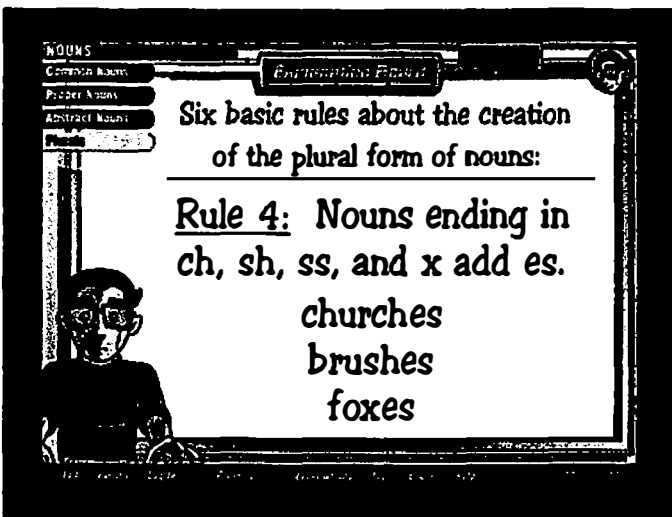
The character, Hamish McGee, then explains six basic rules about the creation of the plural form of nouns. He starts with rule number 1.



An Explanation and examples of rule 2.

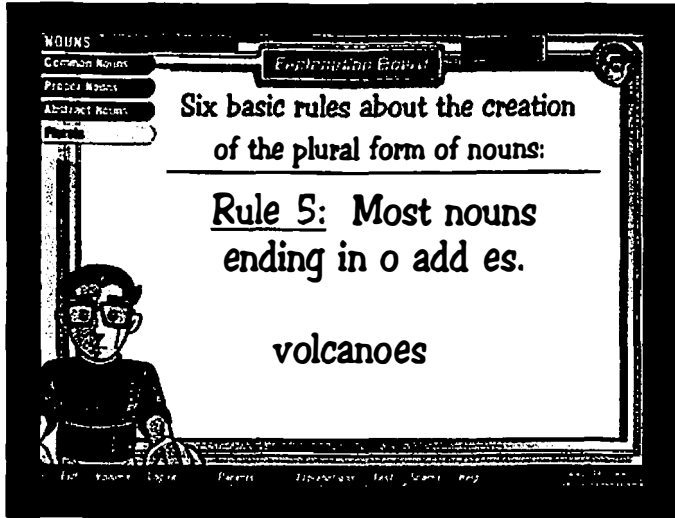


An Explanation and examples of rule 3.

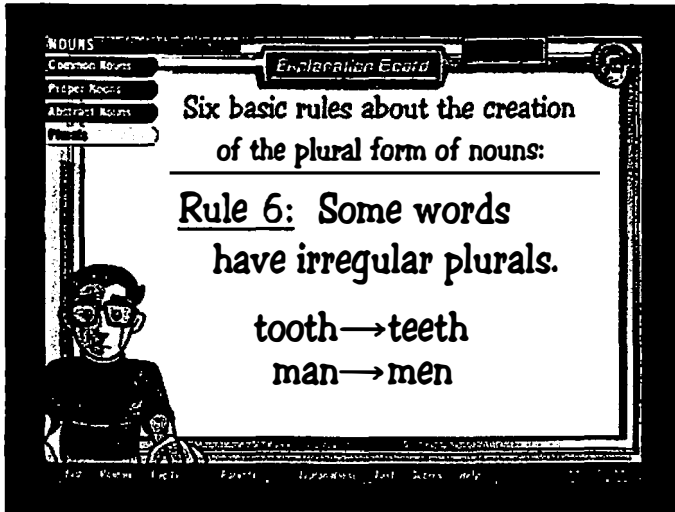


An Explanation and examples of rule 4.

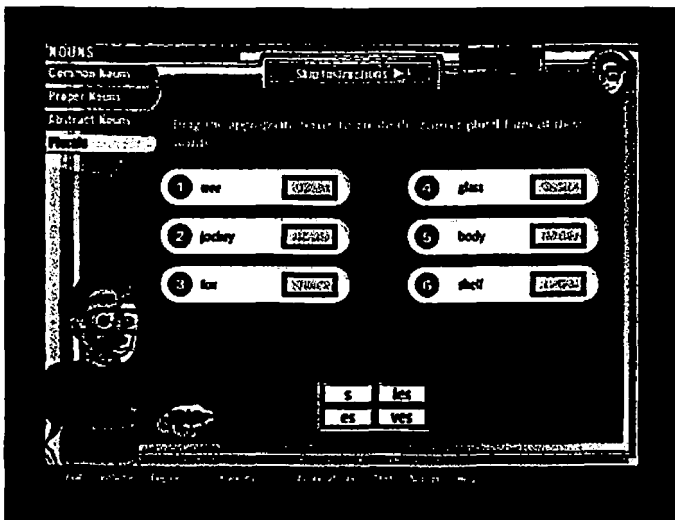




An Explanation and examples of rule 5.



An Explanation and examples of rule 6.



At the end of the explanation, some questions are given to verify the user's understanding about plurals. Here, the user is asked to drag the appropriate boxes to create the correct plural form of these words.



**SHUSAN COLLEGE SURABAYA**  
**English and Computer Course**

Jl. Raya Deltasari Indah AA-5 Waru, Sidoarjo - Telp (031) 8536194

Jl. Raya Wisma Tropodo AA - 6 Waru, Sidoarjo - Telp 8661098

Jl. Lawu 40 Pepelegi Indah - Telp (031) 8544950

**SURAT KETERANGAN**

**No. 003/S-Ket/SCS-02/IV/2004**

Yang bertanda tangan di bawah ini, Manajer Cabang 'SCS English and Computer Course' Sidoarjo, menerangkan bahwa mahasiswa di bawah ini :


Nama : Milardi Ardianto H.  
NIM : 01190160012  
Jurusan : Sastra Inggris – Fakultas Sastra – Universitas Airlangga

telah melakukan penelitian di lembaga kami pada bulan Maret 2004 sebagai bahan untuk skripsi.

Demikian surat keterangan ini dibuat untuk dapat dipergunakan seperlunya.

Sidoarjo, 17 Mei 2004

Manajer Cabang



Drs. Winarto